

All riders pictured are professionals. Polaris recommends that all riders take a training course. Do not attempt maneuvers beyond your capability. Always wear a helmet and other safety apparel. Never drink and ride.

Snowmobiles depicted in this brochure may feature PURE parts and accessories and are not standard features of the base model snowmobile they accompany.

All performance and/or feature and benefit claims are based upon competitive data available at time of printing.

For your nearest dealer, call 1-800-POLARIS or go to polarisindustries.com.
Polaris Sales Inc., 2100 Hwy. 55, Medina, MN 55340 (763) 542-0500 Fax (763) 542-0599
Polaris Industries LTD. 1445 Church Ave., Winnipeg, Manitoba Canada R2X 2X9 (204) 925-7100 Fax (204) 925-7110

©2005 Polaris Sales Inc. Printed in USA. Part# 9920132



GRAB LIFE BY THE HORNS
The official vehicle of Polaris



006

Change the way you see the world.



engines.

0

compromises.



PERFORMANCE FUSION **14** SWITCHBACK **18** TRAIL SPORT **20**



DEEP SNOW RMK **26**




TOURING TWO-UP **32** CLASSIC **36**

CONTENTS

THE NEW IQ CHASSIS. THE IDEAL BALANCE OF POWER AND CONTROL ON ANY TERRAIN. CONTROL FREAKS REJOICE.

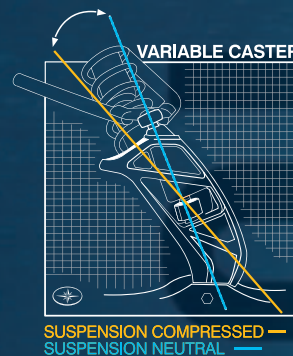

According to *SnowTech Magazine*, the IQ IFS suspension “leapfrogs the rest.” The IQ redefines centralized mass and balance to create the most intuitive sled ever made. Resulting in the most dominant chassis we have ever manufactured. Designed to conquer snowy peaks, tame windswept ditchlines and straighten twisty trails. Once you experience the incredible balance of power and control, you may never step off.

600 HO FUSION 157094.76



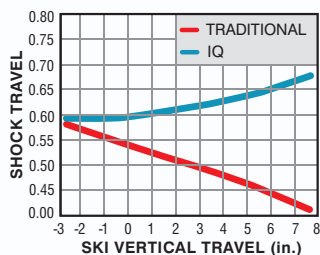
IQ REAR SUSPENSION. Polaris has logged more miles of long-travel, fully coupled technology than any of its competitors. For 2006, we've tweaked these geometric relationships and shock valving to seamlessly blend the IQ rear suspension to the centralized mass of the IQ chassis and the IQ front suspension. The best just got better.

TRIANGULATED DESIGN. Praised by industry press as the “best suspension” ever, this revolutionary, one-of-a-kind design features triangulated mounting of upper and lower arms. Creating a stronger bulkhead and an exclusive patent-pending suspension geometry that simply conquers all.



PROGRESSIVE-MOTION SHOCK RATIO.

The best ride on the snow pack today, thanks in part to our true progressive rising rate shock motion from the advanced geometry of the IQ IFS. It sounds sophisticated, because it is, but the results are predictable bump control and infinite tuning capabilities. Plus it virtually eliminates bottoming, providing proactive shock absorption when you need it the most.



VARIABLE CASTER. Polaris exclusive. Patent pending. Predictable in all the right ways. The IQ front suspension increases caster angle as it travels through its range, putting control where it belongs – in your hands. A new-for-2006 spindle design further enhances these coveted traits while reducing unsprung weight and adding ski-width adjustability (RMK models only).

2-STROKE

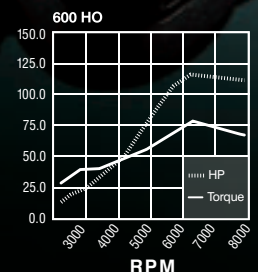
LIBERTY™ TWO-STROKE ENGINES. INFUSING STOCK SLEDS WITH MOD POWER. Polaris has just perfected the “external” combustion engine. Because once you experience the raw torque harnessed within our updated 900 Liberty (described by *Snow Goer* as a “torque monster”) and all-new 700 Liberty, both with our new four-injector Cleanfire™ injection system or the ass-kicking new 600 HO with a hot-rod inspired 120 horsepower, the combustion will be anything but internal. Real-world power manufactured in the USA, with wicked corner-to-corner acceleration, crisp throttle response and a thick, linear power band. The 2006 Liberty two-strokes are a feast for the power hungry – whether you crave deep snow, a mogul-laden trail or an untracked lake.



CLEANFIRE INJECTION (900, 700). Squeeze the trigger gently, because these engines are loaded. Four injectors (two in the crankcase and two in the cylinder) provide instant throttle response, clean power delivery, easy choke-free starting, improved fuel economy and maximum power.

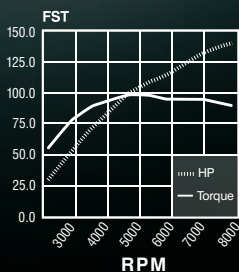


CLASS-LEADING 120 HORSEPOWER. “High output” is an understatement. With a race-bred crankcase from the 440 IQ and high-flow reed cages, the new 600 HO delivers the ponies in spades.



HOW DO EXPERTS RATE THE NEW POLARIS FOUR-STROKES' THROTTLE RESPONSE? IF THEY SLOW DOWN LONG ENOUGH, WE'LL ASK.

Introducing the new Polaris FS and FST four-stroke engines – two motors with two personalities. Whether you prefer the smooth, quiet-running, fuel-efficient FS or desire the turbo punch of the FST, your power needs will be met. Actually, they'll be exceeded. These newly christened, compact 750cc twins feature a high-tech engine management system to maximize throttle response and deliver the hassle-free joys of four-stroke power. And when energized by our instant turbo boost, the power is undeniably excessive. Based upon a reliable four-valve-per-cylinder overhead cam design that runs clean – exceeding EPA standards through 2012.



135 HORSEPOWER — WITHOUT THE WAIT. Yes, both of our new Polaris 750cc four-stroke engines are unquestionably clean, quiet and reliable. And with one stab of the throttle, the impressive, seamless power delivery of our new turbocharged FST will have you snickering inside your helmet. A compact, quick-to-spool turbo design coupled with an intelligent engine management system spells incredible turbocharged power with no hint of dreaded turbo lag.



COMFORT POSITION
N . 1-2



CONTROL POSITION
N . 3-5



RIDER SELECT. THANKS TO POLARIS, “MULTIPLE PERSONALITY” IS NO LONGER A DISORDER.

Named “...the century’s best idea” by *Supertrax International*, the ingenious Polaris Rider Select system adapts to the way you ride – not the other way around. Any rider, any style, with the push of a button. Whether you ride aggressively, demand pinpoint carve control or desire comfort. Performance and deep-snow riders enjoy a full six inches of adjustment, fore to aft, to conquer any terrain imaginable. Standard on every IQ chassis, Rider Select lets you custom-engineer every ride to the whim of your splintered, rpm-laden psyche.



COMFORT



CONTROL



ATTACK



ATTACK POSITION
N . 6-7



DR. JEKYLL


MR. HYDE



SCORES OF UNEXPLORED FEATURES. YOU HAVEN'T EXPERIENCED THIS MUCH ANTICIPATION SINCE PROM NIGHT.

The Polaris dedication to research and development is no more readily visible than in its purpose-built ergonomics and attention to detail. Refinements so instinctive, you're using them before you realize you're doing so. Seats shaped for freedom of movement, intelligent at-a-glance gauges and headlights that pierce through the darkness. Translating your thoughts to actions – instantly – so nothing distracts you from the ride. Whatever you want to do, our 2006 sleds will deliver – intuitively.

RMK 900 051970.79




SEATS THAT STAND OUT. Unique seat ergonomics designed for every riding application – climbing, control, speed, cruising and comfort. The material is flawless, providing the perfect balance between grip and slick. And the RMK and SwitchBack models feature removable seats with underseat storage.

REVERSE THAT LOOKS TO THE FUTURE.

PERC (Polaris Electric Reverse Control) for two-stroke models or PERC-4™ (four-stroke models) is a unique push-button reverse system. An ingenious mechanism designed to quickly get you off a trailer, out of your garage, or to make the wrong direction right.

IQ



SUPERTRICK GAUGES. Easy to read and push-button adjustable from the handlebar. Digital/analog multi-function gauge displays fuel level, maximum speed, rpm, optional ambient temperature and altitude plus way more. *Snow Goer* raved our multi-function display “leads the industry by several giant steps.” Heck, it does everything short of predict the weather.

SEE AND BE SEEN. The industry’s brightest. Our IQ headlights feature dashboard-adjustable halogen bulbs, providing maximum horizontal and vertical illumination. Broad wide beams, snow beams and optional projector beams on select models.



Our performance sleds are made to function in a state of equilibrium.

Because we want you to focus on carving the trail,

dominating the moguls and leading the pack.

We want the rider and

machine to become one

living, breathing, velocity-driven being.

Creating a perfect state of balance between

power and control. Introducing the 2006 performance sleds.

Change the way you see the world.

PERFORMANCE
FOR
EVER





FOR
POLARIS

900 FUSION
700 FUSION
600 HO FUSION

"Balance is the key word and Fusion instills confidence ... [making] this a machine anyone can ride ... we have arrived at that new level everyone is talking about."
American Snowmobiler, 2005 Buyer's Guide



TAKE-CHARGE ATTITUDE. The terrain may be unpredictable. Your Fusion won't be. The variable caster geometry and triangulated design of the IQ front suspension provide complete control without sacrificing performance. Less bottoming, added strength and unmatched stability. Point and shoot the Fusion down a mogul-littered trail and feel for yourself.


RIDER SELECT. *Supertrax International* calls Rider Select “the best innovation of 2005... [It] dramatically improves handling and creates an overwhelming sense it should be standard equipment on every snowmobile.” Our competition’s scrambling to keep up – it’s that good. Take the six-inch arc of fore-to-aft versatility Rider Select provides and run. Run over frozen lakes at breakneck speed. Through jackrabbit-quick twisty trails. And over road-approach-littered ditchlines just begging to be jumped. Then use the “comfort” setting to relax on the trophy ride home.



FUSION 900, 700 AND 600 HO

AVAILABLE IN BLACK/INDY RED AND BLACK/SUPERSONIC BLUE

WICKED-THICK POWER. The new Liberty two-stroke engines kick the ponies right out of the barn. With high-flow W-reeds, these liquid-cooled Liberty torque monsters provide exceptional throttle response and coveted corner-to-corner grunt. Crack one open and you’ll be confronted with the split-second delivery of controlled fury.



CAN POWER AND CONTROL EXIST IN PERFECT HARMONY? IN A 2006 FUSION, YES.

The 2006 Fusion sleds are the epitome of controlled aggression – power balanced with confidence and predictability. With styling *American Snowmobiler’s* 2005 Buyer’s Guide says “hits the bullseye.” From the 600 HO: An industry-topping 120 hp and one of the best power-to-weight ratios in its class. To the 700: Hits the sweet spot between big-bore grunt and 600cc hot-rod performance. To the 900: With our all-new four-injector Cleanfire system for clean, brisk throttle response. More than pure, linear acceleration, the Fusion offers handling so dynamic you can do more than drop the hammer – you can slam it down and stomp on it. But do remember to stop occasionally, so your friends can catch up.

GEAR



900 SWITCHBACK
600 HO SWITCHBACK
FST SWITCHBACK

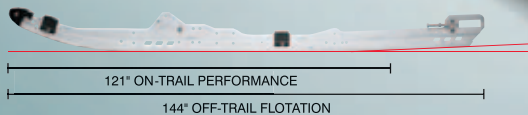


RIDER SELECT. “Allows you to find the perfect position for pounding the ditches or cruising a smooth trail ... very smart,” says *Snow Goer*. It’s the ultimate cockpit control – seven positions and six inches of travel, front to back. Tackle a trail. Then head off trail. Then do it all over again. Transition from standing to sitting, from optimal handling to cruise control – all with the push of a button.



DUAL-PURPOSE RAIL.

The track is angled upward behind the rear torque arm, delivering a shorter turning radius and sharper bite on hard pack. Short-track handling on the trails, plus greater surface contact for class-leading deep-snow performance.



THE 2006 SWITCHBACKS.™ THEY FLOAT, THEY CARVE, THEY CLIMB. THEY SLICE, DICE AND CHOP.

SnowTech Magazine recently called the SwitchBack “the most versatile machine offered by anyone.” There’s nothing a SwitchBack can’t do; supplying exceptional performance across a wide range of conditions. From the FST with throttle response at your beck and call with no turbo lag. To the king of grunt 900 with all-new Cleanfire injection. To the dynamic 600 HO with a class-leading 120 hp. The SwitchBack rails your favorite stretch of trail, demoralizes moguls and tames the unknown when you blaze your own. It’s crossover without compromise.



TURBO LAG? WHAT TURBO LAG? A family of powerful engines with unmatched acceleration and heaping helpings of torque for any condition. From the high-output, instant-throttle response of the FST that revs quick with no hint of turbo lag. To the class-leading 120 horsepower of the 600 HO. To the new injection system of the 900 with four fuel injectors for max power, efficiency and all-around performance. Whatever your adrenaline-related cravings, there’s sure to be a SwitchBack to meet your needs.



FST SWITCHBACK



900 / 600 HO SWITCHBACK

FORESEE THE FUTURE WITH IQ IFS. Predictable. Stable. No surprises. Sounds like the ideal relationship. Come to think of it, it is. *SnowTech Magazine* calls IQ “intelligent, purpose-built and futuristic.” And it’s all that and more. Sophisticated geometry provides true tracking, better handling and less bottoming. And the patent-pending variable caster design improves stability and provides predictable handling in the rough.



THE 2006 POLARIS INDY 500 AND 550 SUPERSPORT. THE BEST FUN-TO-WEIGHT RATIO IN THE INDUSTRY.

At such an exceptional value, one can't afford to not have fun on a Polaris Indy 500 or 550 SuperSport. Bottom line: These sleds offer ample quantities of fun and features for the money. They're time tested and proven, with exceptional rider comfort and easy handling. So if you're seeking the end-all, be-all, go-all, do-all, all-around, free-for-all answer to no-nonsense sledding, look no further. It's all right here.



EDGE = COMFORT. A proven-performer, fully coupled rear suspension with 13.9 inches of travel and excellent weight transfer. It readily absorbs stutter bumps and reduces kickback on rougher trails. Plus a FOX® Position-Sensitive rear-track gas shock cushions the "ride zone." Or choose the FAST® M-10 rear suspension, the king of comfort (available in our SuperSport).



POLARIS INDY 500

M-10
REAR SUSPENSION



550 SUPERSPORT


AVAILABLE IN BLACK WITH EDGE REAR SUSPENSION OR
INDY RED WITH M-10 REAR SUSPENSION



120

SMALL SLED. BIG FUN. The 120 is the perfect sled for introducing youngsters to the thrill of snowmobiling. It's good, clean fun with a boatload of safety features. Key'd ignition, safety tether, handlebar shutoff switch, hood-activated shutoff, orange safety flag and rear-axle foot guard.

ADDED STABILITY. Controlled Roll Center (CRC) provides improved stability, handling and cornering. It's enough to make a beginner feel like a pro.




POLARIS 550cc TWIN. The SuperSport features our bulletproof, fan-cooled, 550cc power plant with digital ignition for reliable performance, excellent fuel economy and a bundle of power. For not a bundle of cash.

NOTHING LEFT TO PROVE. The industry's most proven front suspension. Polaris was the first to introduce IFS nearly three decades ago and continues to be the leader today. Ten inches of travel keep the sled firmly planted on the ground. Unless you have intentions to the contrary.





FINISH



Deep-snow riders are a breed apart. Because you measure snow in feet. Because there's no glory to be

found at the bottom. Because a world of granite and snow is your playground.

That's why we design our sleds to have nerves of steel – just like you. Engineered for climbing and carving,

exploring and conquering. So throw your leg over one of the 2006 deep-snow models and wave

goodbye to your inhibitions. Go make the impossible, possible. Seek out some stories to share and

some battle scars to wear. And remember, the key to earning a reputation is

first leaving a mark worth remembering.

Change the way you see the world.

AW
S
P
L
P

900 RMK
700 RMK
600 HO RMK
TRAIL RMK





RIDER SELECT. With seven positions of adjustability, it's a mountain rider's best friend. Nowhere else on earth can riding conditions and situations change as dramatically as they do in the mountains. Fortunately, Rider Select is just as quick to react. Use the "comfort" positions to negotiate the trails and gain maximum weight transfer. Adjust the bars to the "control" positions for optimum balance for sidehill, highmark and boondocking performance. Or hammer the hard-pack moguls snocross style with the bars far forward in the "attack" positions.



DEEP-SNOW MOBILITY. Our IQ RMK rear suspension features the Polaris Dual-Purpose Rail (DPR) with a deep-snow-friendly approach angle. Tuned for the mountains, from deep powder to steep, mogul-laden climbs, you're provided up to 18.5 inches of travel for a smooth ride in the rough with less bottoming. Plus responsive Ryde AFX® shocks deliver confident and predictable control, even when the terrain isn't.



A RABID BITE. A proprietary design, the Series 4 track offers equal parts versatility and durability. The lug base is stiff for long wear and hard-pack performance. The tips are soft and flexible for superior lift in deep snow.

POWER PLANT. Whether you choose the Liberty 900, 700 or 600 HO, power is plentiful, linear and designed for deep-snow prowess. Loads of low-end torque and instant throttle response. Boondock your way through tree-laden hills and gullies. Or float with finessed power.



THE FLOTATION QUOTIENT.

SnoWest calls the RMK “just what the doctor ordered.” The RMK gets you on top of the snow and keeps you there. From the nose pan’s shallow angle of attack, to the flowing lines, to the extra-wide surface area for superior buoyancy, the RMK’s designed to keep you slicing through the powder bowls, not digging out of them.

THE DIFFERENCE BETWEEN FAMOUS AND INFAMOUS? THE 2006 RMKs.

According to *SnowTech Magazine*, the RMK again lives up to the “Best All-Around Mountain Sled” badge it’s long held. Whether you’re vertically marking your territory or carving virgin powder, the RMK performs better than any other deep-snow machine we’ve ever built. Simple, purposeful and full of functional power, the RMK is the consummate mountain sled. Called “a new highmark in mountain design” by *Snow Goer*, the RMK provides the best suspension anywhere to tackle off-trail rough and deliver agility through the steep and deep. Ensuring you spend your time carving through the snow instead of shoveling it.


TRACK LENGTH	166"	159"	151"	144"	136"
LUG HEIGHT	2.4"	2.4"	2.0"	2.0"	1.25"
900 RMK	●	●	●		
700 RMK		●	●	●	
600 HO RMK				●	
TRAIL RMK					●

PATH OF LEAST RESISTANCE. The IQ chassis enables you to climb and float with ease. Running boards are narrowed toward the rear and flared upward for deep-snow agility and to allow the track to dig deep for maximum traction. The underside is uncluttered and smooth to prevent drag, allowing you to slip through the deepest snow.



900 / 700 / 600 HO RMK
TRAIL RMK (EDGE CHASSIS)



A winter landscape with snow-covered trees and a path. The scene is a snowy forest with tall, thin trees covered in snow. A path or road winds through the trees, leading towards the background. The sky is overcast with soft, grey clouds. The overall color palette is cool, dominated by whites, greys, and muted blues.

No signal? Out of range? Roaming? Good.

The 2006 touring sleds are designed with the express intention of

helping you ride right off the face of the earth. To help you gather so many experiences that

you'll be as much a legend as the very symbol on the map. To ensure you enjoy the comfort of

good company, comfortably. Because we realize the true measuring stick of a sled's ride is the odometer.

Change the way you see the world.

TOURING



700 TOURING
FST / FS TOURING
600 TOURING
TRAIL TOURING / DELUXE
340 TOURING
WIDETRAK LX

**BO
O
W
F**



FULLY LOADED. With an abundance of driver and passenger amenities, comfort is the name of this game. Most models feature heated passenger handgrips with wind deflectors, driver hand and thumb warmers, electric start, wide floorboards, pillowtop seats, mirrors and adjustable passenger footrests. All standard. Plus PERC (Polaris Electric Reverse Control) or PERC-4 standard on all touring models.



PLUSH. IQ-tuned IFS and FAST M-10 rear suspensions (select models) provide stability and an incredibly smooth, comfortable ride – with 10 inches of front travel and an industry-leading 14 inches of rear travel. Built upon a legacy of industry-leading suspension design, technology and ride quality, the IQ IFS provides three things a great suspension should: Comfort, control and certainty in a variety of trail conditions.



WIDETRAK LX

UTILITY. The Widetrak LX is all business. A proven design with all the features you want and none you don't. Sporting the reliable, liquid-cooled Polaris 500cc twin with hi/low range transmission and reverse. Featuring IFS and an adjustable-coupling rear suspension designed to increase steering control when towing heavy loads (tow hitch included), spacious underseat storage area and rear cargo rack.



FST / FS TOURING



**600 / TRAIL TOURING /
TRAIL TOURING DELUXE / 340**



TRAIL TOURING DELUXE

RIDER SELECT. Adaptive riding technology features five handlebar adjustments, forward to back, to keep you comfortable for hundreds of miles, regardless of terrain. Move the bars forward for more room when riding two-up. Or back to stretch out or tuck into the pocket for a warm ride.



CLEANFIRE INJECTION.

Hassle-free fuel injection for easy starts, smooth power and improved fuel efficiency.

EVER-PRESENT POWER. Trail after trail, ride after ride, mile after mile. Our engines are recognized from the far reaches of Ontario to the trails of Eagle River, Wisconsin as the most reliable and consistent performers on the snow. New for 2006, our touring sleds feature the performance and convenience of our Liberty 700 with its broad power band and Cleanfire Injection system. Or choose the Polaris FS or FST four-stroke engines. Both deliver clean, quiet power with great throttle response and impressive fuel mileage. No matter your choice, all engines offered by Polaris are 2006 EPA compliant, with our FST and FS models meeting standards up through 2012.

THE NATIONAL WEATHER SERVICE HAS JUST ISSUED A GET-YOUR-BUTT-OFF-THE-COUCH ADVISORY. ENTER THE 2006 TOURING SLEDS.

The more you ride a Polaris touring sled, the more others will understand a simple human truth: The only reason you'll ask about their weekend is so you can tell them about yours. The 2006 touring sleds are the luxury touring sedans of the snowmobile world. Delivering more-than-ample power, comfort and utility to prevent a long day's ride from feeling anything at all like a long day's ride.







POLARIS

Classic

POLARIS

**700 CLASSIC
FST / FS CLASSIC
600 CLASSIC
500 CLASSIC
550 CLASSIC
340 CLASSIC**

PEACE OF MIND. STANDARD. The Classics – a proven union of styling and convenience. Electric start, adjustable hand and thumb warmers, integrated hand deflectors and mirrors (IQ models only) and a 12-volt accessory plug-in for your GPS or wireless phone. Plus an elevated windshield for increased protection from old man winter.

RIDER SELECT. If you're riding for hundreds of miles a day, comfort is essential. Each trail luxury sled (IQ models) features five push-of-a-button handlebar adjustments, fore to aft, for immediate handling modifications providing optimum balance, control and comfort. Adjust the bars forward for more control when negotiating trails or adjust them back to stretch out for all-day comfort.



FAST M-10 128" REAR SUSPENSION (700, FST, FS). The undisputed smoothest ride on snow. Stable and comfortable with 13 inches of travel, our new 128" rail is designed to rule the bumps. Delivering a smooth, plush ride with no bottoming. Enjoy.

WHERE EARTH MEETS MACHINE. IQ composite skis offer responsive and precise dual-carbide runners positioned on a center keel to all but eliminate darting. Designed to help reduce steering effort and provide the reassurance of super-accurate handling. So the machine goes where you guide it. Ensuring you stay in control of the sled, not the other way around.



FST / FS CLASSIC



700 CLASSIC



600 / 500 / 550 / 340 CLASSIC

BE AS BAD AS YOU WANT. WITH A RIDE THIS CUSH, YOU'LL STILL FEEL GOOD.

Our 2006 trail luxury Classics are built with a no-compromise attitude and skillfully blended with performance, handling and style. Easily make the boonies a day trip with these highly functional and well-equipped trail sleds. From the smooth, reliable, under-the-hood power to the state-of-the-art controls, the Classics are the embodiment of a solid snow machine. An entire family of sleds so versatile, comfortable and flat-out fun to ride, the “far away” becomes a whole lot closer. The middle of nowhere is right where you want to be. No-man’s land soon belongs to everyone. Climb on one today. See where it takes you.

ROCK-SOLID POWER. A bevy of tough, high-performance, EPA-compliant engines. The FST (135 horsepower) and FS models are powered by clean, quiet, efficient four-stroke power that refuses to sacrifice performance. No matter the choice, all of our IQ Classic models feature the convenience of electronic fuel injection with blink-of-an-eye throttle response.

THE UNRIVALED IQ CHASSIS. Without question, the benchmark of comfort and centralized mass for ultimate control. Every IQ chassis features a patent-pending variable front suspension. The caster angle increases as the suspension travels through its range, providing unmatched stability, even through unpredictable terrain. Plus features like integrated running board grips and PERC and PERC-4 push button reverse make the IQ the best ride on snow today.





**ACCESSORIES
APPAREL**

YOU MAY RIDE LIKE YOU HAVE ICE IN YOUR VEINS. BUT WITH PURE APPAREL, YOU WON'T FEEL LIKE IT.

Pure™ apparel is made with a deeper understanding of how weather affects the ride because, like you, we're riders ourselves. That's why we develop and test Pure apparel alongside the very snowmobiles we've spent a half-century perfecting. Apparel custom-made to maximize your Polaris experience – factoring in speed, wind and terrain. With sled-matching comfort, performance and appearance – tailored to you and your sled as if it were made for both. Because it was.



MOMENTUM HELMET

THE HELMET FOR POWDER HOUNDS AND SPEED FREAKS.

Moto-style helmet featuring a tough, lightweight, injection-molded polycarbonate shell with a removable, washable Duralux® liner, flow-through venting and an increased field of vision. Plus a “Quiet Ride” interior to reduce interior noise levels.



RIPPER JACKET

BOLD, FAST AND SPORTY. Thermolite® insulation for warmth without bulk. Waterproof, breathable nylon coating. Ventilated in front clavicle and back with a drop-tail hem to keep out air and dust. 3M® reflective patches for added safety, adjustable waist and cuffs plus bold Polaris graphics.



IQ BIB

STAY DRY. NO MATTER HOW FAST YOU RIDE. Nylon outer shell with waterproof, breathable coating allows perspiration to escape and prevents wind and moisture from entering. Insulated inner layer provides warmth without bulk. Pre-curved knee design, two-tone race styling and reflective piping.



Octane apparel is designed for self-assertive, competitive, thrill-seeking souls. A line of apparel designed with maximum flexibility, water resistant shells and multiple vents.



Velocity riders know speed has nothing to do with physics or velocity or rate of motion – it's an addiction. An apparel line including warm, waterproof, breathable components with removable liners to repel the mph-induced bite of the wind.



Freeride apparel is designed for those who like to comfortably explore the beauty of the outdoors at their own pace. Apparel that lets you survey the land in style with jackets and bibs designed for comfort and warmth.

Check out the full line of Octane, Velocity and Freeride apparel at polarisindustries.com or try it on for yourself at your local Polaris dealer.



▲ KNIT SNOWFLAKE BEANIE
▲ PEPPER JACKET

OCTANE

Designed for riders whose attack riding style helps them log as many miles vertically as they do horizontally. From skid plates to performance shock packages, Pure Polaris has you covered.

VELOCITY

Feed your addiction for speed with colored bumpers, hood screens and windshields designed to help you enjoy the blur of the landscape in complete control, with perfect clarity.

FREERIDE

Freeride accessories include removable, lockable hard luggage – engineered to seamlessly integrate with your sled – great for hauling gear long distances. Ensuring that while your senses may become overloaded, your sled never will.

- ▶ MOMENTUM HELMET
- ▶ FUSION JACKET
- ▶ IQ BIB
- ▶ HANDGUARDS
- ▶ LOW CHROME WINDSHIELD
- ▶ SKID PLATE
- ▶ RACE SKIS



PURE ACCESSORIES: EVERYTHING TO ENHANCE THE RIDE EXCEPT THE SNOW ITSELF.

We've spent a half-century engineering the perfect sled, so it's unthinkable we'd compromise on accessories that further the riding experience. Or on components for the sled's most important accessory – you. That's why Pure accessories are painstakingly tested to install easily, protect unconditionally and integrate seamlessly with your machine. Pure accessories are designed with a single goal in mind: To ensure that, while your feet never touch the ground, you still leave quite an impression.



PREMIER POLYESTER COVER

FITS YOUR SLED LIKE A GLOVE. Fade and mildew-resistant cover that fits your sled better than any aftermarket cover ever could. Critical tear points, like the handlebar area, are reinforced for protection. Cover features hooks, buckles, windshield strap and fuel cap access. With bold, sled-matching graphics.



IQ/FUSION HARD LUGGAGE

WHO SAYS YOU CAN'T TAKE IT WITH YOU? With Pure Polaris hard luggage for your Touring sled, you're provided ample amounts of lockable, removable, water resistant storage. Complete with a convenient handle, it goes where you go. Or choose the rugged, stylish and convenient storage of our semi-rigid bag. It easily attaches to the rear seat with cam buckles. Water resistant and fadeproof, it holds its shape whether empty or full. Long-lasting, waterproof zippers help protect contents.



FUSION CHROME DRAGON WINDSHIELD

BUILT FOR SPEED. Low 11" drag for increased aerodynamics. Made of durable, chrome-tinted polycarbonate. Lends a standout appearance to your Fusion.



MODEL NAME	PERFORMANCE				CROSSOVER		
	900 FUSION	700 FUSION	600 HO FUSION	500 XC SP	900 SWITCHBACK	FST SWITCHBACK	600 HO SWITCHBACK
DIMENSIONS							
Overall Length (in./cm.)	115 / 292.1	115 / 292.1	115 / 292.1	113 / 287	128 / 325.1	128 / 325.1	128 / 325.1
Overall Width (in./cm.)	48 / 121.9	48 / 121.9	48 / 121.9	48 / 121.9	48 / 121.9	48 / 121.9	48 / 121.9
Overall Height (in./cm.)	51 / 129.5	51 / 129.5	51 / 129.5	46 / 116.8	48.5 / 123.2	48.5 / 123.2	48.5 / 123.2
Ski Center Distance (in./cm.)	42.5 / 108	42.5 / 108	42.5 / 108	42.5 / 108	42.5 / 108	42.5 / 108	42.5 / 108
Fuel Capacity (gallons/liters)	10.8 / 40.9	10.8 / 40.9	10.8 / 40.9	11.8 / 44.7	10.8 / 40.9	9.2 / 34.8	10.8 / 40.9
ENGINE AND DRIVETRAIN							
Engine Type / Cooling	Liberty / Liquid	Liberty / Liquid	Liberty / Liquid	Liberty / Liquid	Liberty / Liquid	Four-Stroke / Liquid	Liberty / Liquid
Cylinders—Displacement (cc)	2,866	2,755	2,599	2,500	2,866	2,750	2,599
Ignition	Digital CDI w/TPS, WTS and DET	Digital CDI w/TPS, WTS and DET	Digital CDI w/TPS, WTS and DET	Digital CDI w/TPS, WTS, and Fuel Octane Switch	Digital CDI w/TPS, WTS and DET	Bosch, Closed-Loop	Digital CDI w/TPS, WTS and DET
Exhaust	SC VES, Single	SC VES, Single	SC VES, Single	VES, Single	SC VES, Single	Single, Turbo	SC VES, Single
Fuel System	Cleanfire Injection	Cleanfire Injection	2 - TM38	2 - TM38	Cleanfire Injection	EFI	2 - TM38
Disc Brake Type	Phantom, Hydraulic	Phantom, Hydraulic	Phantom, Hydraulic	Phantom, Hydraulic	Phantom, Hydraulic	Phantom, Hydraulic	Phantom, Hydraulic
Drive / Driven Clutch	P-85 / TEAM®	P-85 / TEAM	P-85 / TEAM	P-85 / TEAM	P-85 / TEAM	P-85 / TEAM	P-85 / TEAM
SUSPENSION							
Front Suspension	IQ	IQ	IQ	EDGE	IQ	IQ	IQ
Front Travel (in./cm.)	10 / 25.4	10 / 25.4	10 / 25.4	10.3 / 26.2	10 / 25.4	10 / 25.4	10 / 25.4
Front Shocks	Ryde FX, HPG, IFP	Ryde FX, HPG, IFP	Ryde FX, HPG, IFP	Ryde FX, HPG, IFP	Fox, HPG, IFP	Fox, HPG, IFP	Fox, HPG, IFP
Ski Type	Composite	Composite	Composite	Composite	Composite	Composite	Composite
Rear Suspension	IQ	IQ	IQ	EDGE	Dual-Purpose Rail	Dual-Purpose Rail	Dual-Purpose Rail
Rear Travel (in./cm.)	13.9 / 35.3	13.9 / 35.3	13.9 / 35.3	13.9 / 35.3	16.5 / 41.9	16.5 / 41.9	16.5 / 41.9
Front Track Shock	Ryde FX, HPG, IFP	Ryde FX, HPG, IFP	Ryde FX, HPG, IFP	Ryde FX, HPG, IFP	FOX, HPG, IFP	FOX, HPG, IFP	FOX, HPG, IFP
Rear Track Shock	FOX, PS5	FOX, PS5	FOX, PS5	FOX, PPS	FOX, HPG, IFP, Comp.Adj.	FOX, HPG, IFP, Comp.Adj.	FOX, HPG, IFP, Comp.Adj.
Track Width / Length / Height (in.)	15 x 121 x 1.25	15 x 121 x 1.25	15 x 121 x 1	15 x 121 x .91	15 x 144 x 1.25	15 x 144 x 1.25	15 x 144 x 1.25
FEATURES							
Electric Start	Accessory	Accessory	TBA	Accessory	Accessory	Accessory	TBA
Reverse	PERC	PERC	PERC	PERC	PERC	PERC - 4	PERC
Speedometer	MFD	MFD	MFD	Standard	MFD	MFD	MFD
Tachometer	MFD	MFD	MFD	Standard	MFD	MFD	MFD
Fuel Gauge	MFD	MFD	MFD	Mechanical	MFD	MFD	MFD
Temp. / Low Oil Light	MFD	MFD	MFD	Standard	MFD	MFD	MFD
12v-DC Outlet	Accessory	Accessory	Accessory	Accessory	Accessory	Accessory	Accessory
Hand & Thumb Warmers	Std. Adjustable	Std. Adjustable	Std. Adjustable	Std. Adjustable	Std. Adjustable	Std. Adjustable	Std. Adjustable
Heated Passenger Grips	N/A	N/A	N/A	N/A	N/A	N/A	N/A
Mirrors	Accessory	Accessory	Accessory	Accessory	Accessory	Accessory	Accessory
Seat Type	IQ	IQ	IQ	Polaris Adjustable Seat System	IQ SwitchBack, Removable	IQ SwitchBack, Removable	IQ SwitchBack, Removable
Rear Rack / Tow Hitch	Accessory	Accessory	Accessory	Accessory	Std. /Accessory	Std. /Accessory	Std. /Accessory
Available Colors	Black/Indy Red or Black/SuperSonic Blue	Black/Indy Red or Black/SuperSonic Blue	Black/Indy Red or Black/SuperSonic Blue	Indy Red	SuperSonic Blue	Graphite Metallic	SuperSonic Blue

Polaris reserves the right to change specifications at any time without incurring obligation. Includes comparisons to 2005 models. Ryde FX® is a registered trademark of Arvin Meritor. Fast® M-10 is a registered trademark of Fast, Inc. FOX® is a registered trademark of Fox Racing Shox.

			TRAIL LUXURY				TRAIL SPORT			KIDS
700 CLASSIC	FST CLASSIC	FS CLASSIC	600 CLASSIC	500 CLASSIC	550 CLASSIC	340 CLASSIC	550 SUPERSPORT / SUPERSPORT M-10	INDY 500	120	
115 / 292.1	115 / 292.1	115 / 292.1	113 / 287	113 / 287	113 / 287	113 / 287	113 / 287	113 / 287	75 / 190.5	
48 / 121.9	48 / 121.9	48 / 121.9	48 / 121.9	48 / 121.9	48 / 121.9	48 / 121.9	48 / 121.9	48 / 121.9	34 / 86.4	
53 / 134.6	53 / 134.6	53 / 134.6	48 / 121.9	48 / 121.9	48 / 121.9	48 / 121.9	46 / 116.8	46 / 116.8	31 / 78.7	
42.5 / 108	42.5 / 108	42.5 / 108	42.5 / 108	42.5 / 108	42.5 / 108	42.5 / 108	42.5 / 108	42.5 / 108	30 / 76.2	
10.8 / 40.9	9.2 / 34.8	9.2 / 34.8	11.8 / 44.7	11.8 / 44.7	11.8 / 44.7	11.8 / 44.7	11.8 / 44.7	11.8 / 44.7	0.5 / 1.9	
Liberty / Liquid	Four-Stroke / Liquid	Four-Stroke / Liquid	Liberty / Liquid	Polaris / Liquid	Polaris / Fan	Polaris / Fan	Polaris / Fan	Polaris / Liquid	Polaris / Air	
2,755	2,750	2,750	2,599	2,488	2,544	2,339	2,544	2,488	1,121	
Digital CDI w/TPS, WTS and DET	Bosch, Closed-Loop	Bosch, Closed-Loop	Digital CDI w/TPS, WTS, and Fuel Octane Switch	CDI	Digital CDI	Digital CDI	Digital CDI	CDI	Transistor	
SC VES, Single	Single, Turbo	Single	VES, Single	Single	Single	Single	Single	Single	Single	
Cleanfire Injection	EFI	EFI	2 - TM38	2 - TM38	2 - VM34	2 - VM30SS	2 - VM34	2 - TM38	1 - BV18	
Phantom, Hydraulic	Phantom, Hydraulic	Phantom, Hydraulic	Phantom, Hydraulic	Phantom, Hydraulic	Phantom, Hydraulic	Phantom, Hydraulic	Phantom, Hydraulic	Phantom, Hydraulic	Mechanical Drum	
P-85 / TEAM	P-85 / TEAM	P-85 / TEAM	P-85 / TEAM	P-85	P-85 / TEAM	P-85 / TEAM	P-85 / TEAM	P-85	P-40	
IQ	IQ	IQ	EDGE	EDGE	EDGE	EDGE	EDGE	EDGE	IFS	
10 / 25.4	10 / 25.4	10 / 25.4	10 / 25.4	10 / 25.4	10 / 25.4	10 / 25.4	10 / 25.4	10 / 25.4	3 / 7.6	
Nitrex Select	Nitrex Select	Nitrex Select	Nitrex Select	Nitrex Select	Nitrex	Nitrex	Nitrex	Nitrex	Hydraulic	
Composite	Composite	Composite	Composite	Composite	Composite	Composite	Composite	Composite	Composite	
Fast M-10	Fast M-10	Fast M-10	Fast M-10	Fast M-10	EDGE	EDGE	EDGE / Fast M-10	EDGE	Mini Indy	
13 / 33	13 / 33	13 / 33	14 / 35.6	14 / 35.6	13.9 / 35.3	13.9 / 35.3	13.9/35.3 / 14/35.6	13.9 / 35.3	7 / 17.78	
FOX, HPG, IFP	FOX, HPG, IFP	FOX, HPG, IFP	FOX, HPG, IFP	Fox, HPG, IFP	Nitrex	Nitrex	Nitrex / FOX, HPG, IFP	Nitrex	N/A	
FOX, HPG, IFP	FOX, HPG, IFP	FOX, HPG, IFP	FOX, HPG, IFP	Fox, HPG, IFP	FOX, PPS	Nitrex Select	FOX, PPS / FOX, HPG, IFP	FOX, PPS	N/A	
15 x 128 x 1.25	15 x 128 x 1.25	15 x 128 x 1.25	15 x 121 x 1	15 x 121 x 1	15 x 121 x .82	15 x 121 x .82	15 x 121 x .82 / 15 x 121 x 1	15 x 121 x .82	10 x 69 x .79	
Standard	Standard	Standard	Standard	Standard	Standard	Standard	Accessory	Accessory	N/A	
PERC	PERC - 4	PERC - 4	PERC	Std. Mechanical	PERC	PERC	PERC	Accessory	N/A	
MFD	MFD	MFD	Standard	Standard	Standard	Standard	Standard	Standard	N/A	
MFD	MFD	MFD	Standard	Accessory	Accessory	Accessory	Accessory	Accessory	N/A	
MFD	MFD	MFD	Electric	Electric	Mechanical	Mechanical	Mechanical	Mechanical	Accessory	
MFD	MFD	MFD	Standard	Standard	N/A / Standard	N/A / Standard	N/A / Standard	Standard	N/A	
Standard	Standard	Standard	Standard	Standard	Standard	Standard	Accessory	Accessory	N/A	
Std. Adjustable	Std. Adjustable	Std. Adjustable	Std. Adjustable	Std. Adjustable	Std. Adjustable	Std. Adjustable	Std. Adjustable	Std. Adjustable	Accessory	
N/A	N/A	N/A	N/A	N/A	N/A	N/A	N/A	N/A	N/A	
Standard	Standard	Standard	Standard	Standard	Standard	Standard	Accessory	Accessory	N/A	
IQ	IQ	IQ	Polaris Adjustable Seat System	Polaris Adjustable Seat System	EDGE	EDGE	EDGE	EDGE	Removable w/ Storage	
Accessory	Accessory	Accessory	Accessory	Accessory	Accessory	Accessory	Accessory	Accessory	N/A	
SuperSonic Blue	Graphite Metallic	Graphite Metallic	SuperSonic Blue	SuperSonic Blue	SuperSonic Blue	SuperSonic Blue	Black Metallic / Indy Red	Black Metallic	Racer	

All riders pictured are professionals. Polaris recommends that all snowmobile riders take a training course. Do not attempt maneuvers beyond your capability. Always wear a helmet and other safety apparel. Never drink and ride.

DEEP SNOW

MODEL NAME	900 RMK 166"	900 RMK 159"	900 RMK 151"	700 RMK 159"	700 RMK 151"	700 RMK 144"	600 HO RMK	TRAIL RMK
DIMENSIONS								
Overall Length (in./cm.)	134 / 340.4	134 / 340.4	128 / 325.1	134 / 340.4	128 / 325.1	128 / 325.1	128 / 325.1	124 / 315
Overall Width (in./cm.)	46.5 / 118.1	46.5 / 118.1	46.5 / 118.1	46.5 / 118.1	46.5 / 118.1	46.5 / 118.1	46.5 / 118.1	45.5 / 115.6
Overall Height (in./cm.)	46.5 / 118.1	46.5 / 118.1	46.5 / 118.1	46.5 / 118.1	46.5 / 118.1	46.5 / 118.1	46.5 / 118.1	48 / 121.9
Ski Center Distance (in./cm.)	39-40-41/99.1-101.6-104.1	39-40-41/99.1-101.6-104.1	39-40-41/99.1-101.6-104.1	39-40-41/99.1-101.6-104.1	39-40-41/99.1-101.6-104.1	39-40-41/99.1-101.6-104.1	39-40-41/99.1-101.6-104.1	41 / 104.1
Fuel Capacity (gallons/liters)	10.8 / 40.9	10.8 / 40.9	10.8 / 40.9	10.8 / 40.9	10.8 / 40.9	10.8 / 40.9	10.8 / 40.9	11.8 / 44.7
ENGINE AND DRIVETRAIN								
Engine Type / Cooling	Liberty / Liquid	Liberty / Liquid	Liberty / Liquid	Liberty / Liquid	Liberty / Liquid	Liberty / Liquid	Liberty / Liquid	Polaris / Fan
Cylinders—Displacement (cc)	2,866	2,866	2,866	2,755	2,755	2,755	2,599	2,544
Ignition	Digital CDI w/TPS, WTS and DET	Digital CDI w/TPS, WTS and DET	Digital CDI w/TPS, WTS and DET	Digital CDI w/TPS, WTS and DET	Digital CDI w/TPS, WTS and DET	Digital CDI w/TPS, WTS and DET	Digital CDI w/TPS, WTS and DET	Digital CDI
Exhaust	SC VES, Single	SC VES, Single	SC VES, Single	SC VES, Single	SC VES, Single	SC VES, Single	SC VES, Single	Single
Fuel System	Cleanfire Injection	Cleanfire Injection	Cleanfire Injection	Cleanfire Injection	Cleanfire Injection	Cleanfire Injection	2 - TM38	2 - VM34SS w/ACCS
Disc Brake Type	Phantom, Hydraulic	Phantom, Hydraulic	Phantom, Hydraulic	Phantom, Hydraulic	Phantom, Hydraulic	Phantom, Hydraulic	Phantom, Hydraulic	Phantom, Hydraulic
Drive / Driven Clutch	P-85 / TEAM	P-85 / TEAM	P-85 / TEAM	P-85 / TEAM	P-85 / TEAM	P-85 / TEAM	P-85 / TEAM	P-85 / TEAM
SUSPENSION								
Front Suspension	IQ RMK Adjustable	IQ RMK Adjustable	IQ RMK Adjustable	IQ RMK Adjustable	IQ RMK Adjustable	IQ RMK Adjustable	IQ RMK Adjustable	Escape
Front Travel (in./cm.)	9 / 22.9	9 / 22.9	9 / 22.9	9 / 22.9	9 / 22.9	9 / 22.9	9 / 22.9	7.6 / 19.3
Front Shocks	Ryde AFX	Ryde AFX	Ryde AFX	Ryde AFX	Ryde AFX	Ryde AFX	Ryde AFX	Nitrex
Ski Type	Sidehiller 2	Sidehiller 2	Sidehiller 2	Sidehiller 2	Sidehiller 2	Sidehiller 2	Sidehiller 2	Sidehiller 2
Rear Suspension	Dual-Purpose Rail	Dual-Purpose Rail	Dual-Purpose Rail	Dual-Purpose Rail	Dual-Purpose Rail	Dual-Purpose Rail	Dual-Purpose Rail	Dual-Purpose Rail
Rear Travel (in./cm.)	18.5 / 47	17.5 / 44.5	16.5 / 41.9	17.5 / 44.5	16.5 / 41.9	16.5 / 41.9	16.5 / 41.9	13.8 / 35.1
Front Track Shock	Ryde FX	Ryde FX	Ryde FX	Ryde FX	Ryde FX	Ryde FX	Ryde FX	Nitrex
Rear Track Shock	Ryde AFX	Ryde AFX	Ryde AFX	Ryde AFX	Ryde AFX	Ryde AFX	Ryde AFX	Nitrex Select
Track Width / Length / Height (in.)	15 x 166 x 2.4	15 x 159 x 2.4	15 x 151 x 2	15 x 159 x 2.4	15 x 151 x 2	15 x 144 x 2	15 x 144 x 2	15 x 136 x 1.25
FEATURES								
Electric Start	Accessory	Accessory	Accessory	Accessory	Accessory	Accessory	TBA	Accessory
Reverse	PERC	PERC	PERC	PERC	PERC	PERC	PERC	PERC
Speedometer	MFD	MFD	MFD	MFD	MFD	MFD	MFD	Standard
Tachometer	MFD	MFD	MFD	MFD	MFD	MFD	MFD	Accessory
Fuel Gauge	MFD	MFD	MFD	MFD	MFD	MFD	MFD	Mechanical
Temp. / Low Oil Light	MFD	MFD	MFD	MFD	MFD	MFD	MFD	N/A / Standard
12v-DC Outlet	Accessory	Accessory	Accessory	Accessory	Accessory	Accessory	Accessory	Accessory
Hand & Thumb Warmers	Std. Adjustable	Std. Adjustable	Std. Adjustable	Std. Adjustable	Std. Adjustable	Std. Adjustable	Std. Adjustable	Std. Adjustable
Heated Passenger Grips	N/A	N/A	N/A	N/A	N/A	N/A	N/A	N/A
Mirrors	Accessory	Accessory	Accessory	Accessory	Accessory	Accessory	Accessory	Accessory
Seat Type	IQ RMK, Removable	IQ RMK, Removable	IQ RMK, Removable	IQ RMK, Removable	IQ RMK, Removable	IQ RMK, Removable	IQ RMK, Removable	EDGE RMK
Rear Rack / Tow Hitch	Std. / Accessory	Std. / Accessory	Std. / Accessory	Std. / Accessory	Std. / Accessory	Std. / Accessory	Std. / Accessory	Std. / Accessory
Available Colors	Indy Red	Indy Red	Indy Red	Indy Red	Indy Red	Indy Red	Indy Red	Indy Red

Polaris reserves the right to change specifications at any time without incurring obligation. Includes comparisons to 2005 models. Ryde FX® is a registered trademark of Arvin Meritor. Fast® M-10 is a registered trademark of Fast, Inc. FOX® is a registered trademark of Fox Racing Shox.

TOURING

700 TOURING	FST TOURING	FS TOURING	600 TOURING	TRAIL TOURING	TRAIL TOURING DELUXE	340 TOURING	WIDETRAK LX
129 / 327.7	129 / 327.7	129 / 327.7	128 / 325.1	128 / 325.1	128 / 325.1	128 / 325.1	128 / 325.1
48 / 121.9	48 / 121.9	48 / 121.9	48 / 121.9	48 / 121.9	48 / 121.9	48 / 121.9	43.5 / 110.5
53 / 134.6	53 / 134.6	53 / 134.6	49.5 / 125.7	49.5 / 125.7	49.5 / 125.7	49.5 / 125.7	51 / 129.5
42.5 / 108	42.5 / 108	42.5 / 108	42.5 / 108	42.5 / 108	42.5 / 108	42.5 / 108	38 / 96.5
10.8 / 40.9	9.2 / 34.8	9.2 / 34.8	12.25 / 46.4	12.25 / 46.4	12.25 / 46.4	12.25 / 46.4	11 / 41.6
Liberty / Liquid	Four-Stroke / Liquid	Four-Stroke / Liquid	Liberty / Liquid	Polaris / Fan	Polaris / Fan	Polaris / Fan	Polaris / Liquid
2,755	2,750	2,750	2,599	2,544	2,544	2,339	2,488
Digital CDI w/TPS, WTS and DET	Bosch, Closed-Loop	Bosch, Closed-Loop	Digital CDI w/TPS, WTS, and Fuel Octane Switch	Digital CDI	Digital CDI	Digital CDI	CDI
SC VES, Single	Single, Turbo	Single	VES, Single	Single	Single	Single	Single
Cleanfire Injection	EFI	EFI	2 - TM38	2 - VM34	2 - VM34	2 - VM30SS	2 - VM34SS
Phantom, Hydraulic	Phantom, Hydraulic	Phantom, Hydraulic	Phantom, Hydraulic	Phantom, Hydraulic	Phantom, Hydraulic	Phantom, Hydraulic	Mechanical
P-85 / TEAM	P-85 / TEAM	P-85 / TEAM	P-85 / TEAM	P-85 / TEAM	P-85 / TEAM	P-85 / TEAM	P-85
IQ	IQ	IQ	EDGE	EDGE	EDGE	EDGE	IFS
10 / 25.4	10 / 25.4	10 / 25.4	10 / 25.4	10 / 25.4	10 / 25.4	10 / 25.4	7.25 / 18.4
Nitrex Select	Nitrex Select	Nitrex Select	Nitrex Select	Nitrex Select	Nitrex Select	Nitrex	Nitrex
Composite	Composite	Composite	Composite	Composite	Composite	Composite	Composite, Wide
Fast M-10	Fast M-10	Fast M-10	EDGE Touring	EDGE Touring	EDGE Touring	EDGE	Adjustable-Coupling Rail
14 / 35.6	14 / 35.6	14 / 35.6	15.2 / 38.6	15.2 / 38.6	15.2 / 38.6	13.9 / 35.3	9 / 22.9
FOX, HPG, IFP	FOX, HPG, IFP	FOX, HPG, IFP	Ryde AFX	Ryde AFX	Ryde AFX	Nitrex	Nitrex
FOX, HPG, IFP	FOX, HPG, IFP	FOX, HPG, IFP	Ryde FX, HPG	Ryde FX, HPG	Ryde FX, HPG	Nitrex Select	Nitrex
15 x 136 x 1	15 x 136 x 1	15 x 136 x 1	15 x 136 x 1	15 x 136 x 1	15 x 136 x 1	15 x 136 x 1	20 x 156 x 1
Standard	Standard	Standard	Standard	Accessory	Standard	Standard	Standard
PERC	PERC-4	PERC-4	PERC	PERC	PERC	PERC	Hi / Low / Reverse
MFD	MFD	MFD	Standard	Standard	Standard	Standard	Standard
MFD	MFD	MFD	Standard	Accessory	Accessory	Accessory	Accessory
MFD	MFD	MFD	Electric	Mechanical	Mechanical	Mechanical	Mechanical
MFD	MFD	MFD	Standard	N/A / Standard	N/A / Standard	N/A / Standard	Standard
Standard	Standard	Standard	Standard	Accessory	Standard	Accessory	Accessory
Std. Adjustable	Std. Adjustable	Std. Adjustable	Std. Adjustable	Std. Adjustable	Std. Adjustable	Std. Adjustable	Standard
Std. Adjustable	Std. Adjustable	Std. Adjustable	Std. Adjustable	N/A	N/A	N/A	N/A
Standard	Standard	Standard	Standard	Accessory	Standard	Accessory	Accessory
2-up Pillow, Removable	2-up Pillow, Removable	2-up Pillow, Removable	2-up Pillow, Removable	2-up Pillow, Removable	2-up Pillow, Removable	2-up, Removable	2-up, w/Underseat Storage
Std., Covered / Receiver	Std., Covered / Receiver	Std., Covered / Receiver	Std., Covered / Receiver	Std., Covered / Receiver	Std., Covered / Receiver	Std., Covered / Receiver	Standard
Solar Red	Graphite Metallic	Graphite Metallic	Solar Red	Solar Red	Solar Red or SuperSonic Blue	Solar Red	Solar Red

All riders pictured are professionals. Polaris recommends that all snowmobile riders take a training course. Do not attempt maneuvers beyond your capability. Always wear a helmet and other safety apparel. Never drink and ride.

THE 440 IQ RACE SLED. KEEPING THE COMPETITION WHERE IT BELONGS. BEHIND.

The 2005 race season marked the introduction of our 440 IQ racer, garnering a notable presence in both the amateur and professional ranks. With an enhanced and purposeful design that delivers the most balanced and responsive race sled to date, the 440 IQ speaks volumes about the Polaris commitment to research and development. Based on the same intelligently designed IQ chassis that is the backbone of all our 2006 IQ models, the 440 IQ delivers the ideal balance of power and control. Plus our class-leading Liberty 600 HO engine derives its performance attributes from this racetrack champ. Why? Because Polaris understands that the desire to race lies within every snowmobiler. And it's this understanding that fuels our commitment to creating superior machines designed to deliver in-your-face performance.





15

new sleds.

5

new



E
M
E
A
R

VFORCE

CASTLE ROCK

POLARIS

MIS

208

POLARIS

POLARIS

VFORCE

YAMAHA
KAYAKS
YOSHI