

WINNING PERFORMANCE



08 SNOWMOBILES

PERFORMANCE // CROSSOVER // DEEP SNOW // TRAIL // TOURING //

2008

POLARIS
The Way Out

$$MPH = \frac{\text{ENGINE RPM}}{\text{CLUTCH RATIO}} \times \frac{\text{Teeth, top Sprocket}}{\text{teeth, bottom Sprocket}} \times \frac{\text{Pitch} \times \text{Teeth on DRIVE SPROCKET}}{12} \times \frac{60}{5280}$$

LEFT BRAIN

IT'S A SMALL-BLOCK, TWO-STROKE LIBERTY 800 HO PUMPING OUT 154 HP. IT'S THE IQ OF INCREASING CASTER ANGLE AS IT TRAVELS THROUGH ITS RANGE. IT'S REDUCED ROTATING MASS AS A RESULT OF LARGER TRACK-PITCH SPACING.



PERFORMANCE 4 // CROSSOVER 10 // DEEP SNOW 14 //

2008 POLARIS





RIGHT BRAIN

IT'S CLAMPING DOWN ON THE POWER
FLIPPER FOR ARM-STRETCHING
ACCELERATION. IT'S LANDING IN
BOTTOMLESS POWDER THEN CLIMB-
ING UNTIL YOUR LUNGS ACHE. IT'S
POUNDING INSANE TERRAIN WITH
TOTAL CONFIDENCE.




SNOWMOBILES

TRAIL 20 // TOURING 24 // RACE REPLICA 28 // SPECIFICATIONS 30 //



Superior ride and handling. That is the very essence of a Polaris snowmobile and, with each generation of ride technology, what differentiates our sleds from all others. It was true in 1980 when the TX-L Indy revolutionized the ride with IFS. It was true in 1995 when the XLT Special introduced the first OEM-built long-travel suspension. It's true in 2008, with the technology you see on this page. Hammering the trails, high-marking, touring. There are many routes to the perfect snowmobile experience, and Polaris technology takes you to every one of them.



NEW

IQ 136" COUPLED SUSPENSION *Fully-Coupled Skidframe*

For 2008, the Polaris Switchback features a shorter chassis and 136" track for improved on-trail performance. A new, fully coupled rear suspension features a RydeFX® IFP gas shock up front and a FOX® Position Sensitive rear-track gas shock with 14" of travel.

8 TECHNOLOGY



NEW

800 HO CFI *Small-Block 2-Stroke Engine*

Pumping out 154hp and pure, arm-stretching torque, the new Liberty 800 CFI engine features a four-injector design for crisp acceleration and awesome midrange power.



NEW

AIR SHOCKS *from RydeFX and Walker Evans*

All Polaris Dragon performance and crossover models feature lightweight RydeFX® Air2.0 air shocks, while Dragon mountain sleds feature Walker Air shocks, for light weight and superior handling.



NEW

SPINDLE *1/2" Less Trail for Easier Steering*

A redesigned spindle is lighter (1 lb. total weight savings) with a new positioning on the ski, resulting in a 15% reduction in steering effort. Only Polaris sleds have forged spindles. Extremely durable, they help deliver superior control, stability and rider confidence.





A HERITAGE OF MIND-BENDING PERFORMANCE.

"Coffee black. Eggs over easy. Trail map right jacket pocket. Full tank premium. Let's ride." When you ride a Polaris, everything is as it should be. You have the power, the control and the handling to reach places other sleds cannot. Places measured not only in longitude and latitude, but in confidence, control and a passion for performance that you know will be rewarded with the ultimate ride.

08PERFORMANCE

600 IQ DRAGON // IQ SHIFT
700 IQ // 700 IQ DRAGON
IQ TURBO DRAGON



700 IQ



IQ TURBO DRAGON



IQ SHIFT



Jacket: Lorem Ipsum Sit Dolor

Helmet: Lorem Ipsum Sit Dolor

Accessories: Lorem Ipsum Sit Dolor,
Lorem Ipsum Sit Dolor, Lorem Ipsum

IQ



TURNING THE LAWS OF PHYSICS INTO GREASED LIGHTNING.

The 1980 TX-L Indy, the first Polaris sled with IFS, revolutionized snowmobiling and sparked our long-standing reputation for superior ride and handling. Nearly 30 years and countless innovations later, the 2008 IQ continues that legacy. In fact, it's so advanced, *Snow Goer* magazine raved about it in its 600 Shootout, saying it has "the best suspension, strongest engine and incredible handling."



Dragon Front Suspension features redesigned spindles that are 1 lb. lighter and performance upgrades, including Ryde FX Air 2.0 air shocks.



Dragon Track, featured on all IQ Dragon performance sleds, is an upgraded 121" RipSaw track with 1.25" lugs.



New Hybrid Raw Chassis replaces the front radiator with full-length tunnel cooling extrusions and perimeter cooling. Snow evacuation holes prevent ice buildup.



FIXED POST STEERING
W/ BAR HOOKS

700 IQ SHOWN

RIPSAW 121" X 1.25"
-38#





LIBERTY 600 CFI // 125 hp
The strongest 600 engine on the market. Its four-injector Cleanfire system boosts midrange power for incredible corner-to-corner acceleration.



LIBERTY 700 CFI // 140 hp
The 700 IQ and 700 IQ Dragon use a small-block Liberty 700 HO Cleanfire engine that hands you wicked throttle response and 140 hp.

*600 HO
77.25mm X 64mm
120 HP
BASELINE BSFC*

*RYDE FX
AIR SHOCK
10" TRAVEL*



ENTER THE DRAGON

NEW

IQ VS. IQ DRAGON FEATURES

No need to trick out your Polaris IQ. We've done it for you on the 600 IQ Dragon and 700 IQ Dragon. Hot red paint and Dragon graphics are just the beginning. Check out the long list of factory-installed extras. These are high-performance, fire-breathin' machines for serious sledheads. Or as *Snow Goer* magazine put it, "the best performing, stock trail machine we've ever ridden."

FEATURE	IQ	IQ DRAGON
FRONT SHOCKS	Ryde FX Pro, HPG, IFP	Ryde FX Air 2.0
REAR TRACK SHOCK	FOX PS5	Ryde FX Comp. Adj. w/Remote
TRACK	Camoplast 1" HackSaw	Camoplast 1.25" RipSaw
HANDLEBAR	Standard	Flat Bar & 5.25" Riser
HOOKS	Access.	Adjustable Bar Hooks
HAND GUARDS	Access.	PURE Polaris
WINDSHIELD	Standard	Dragon/Low Chrome
SEAT	Freestyle	Freestyle
COLOR/GRAPHICS	Black / White Flames	Red / Dragon


8 **PERFORMANCE**

IQ SHIFT




PERFECT FOR THE SIDE OF YOUR BRAIN SCREAMING FOR VALUE.


Shown to the left is a 1989 Indy 500, known for quick holeshots and quite possibly for being the best selling snowmobile of all time. Below is the new 2008 IQ Shift. It is the essence of Polaris in this century, with all the latest in design and technology. And with 120 hp and an MSRP of just \$6,999, it represents a true shift in how much you spend to get a high-performance snowmobile.



Analog Gauge lets you monitor the performance and smile at the speed of your 120 hp IQ Shift.



IQ Shift Track is our lightweight, traction-minded Shockwave track with .91" lugs.



2" Riser Block is adjustable to match handlebar height to your riding style.





PURE ACCESSORIES

CUSTOMIZE YOUR IQ SHIFT

Put the money you save toward some high-performance Pure accessories. Choose from three graphics packages, then add your favorite windshield, skis, handguards and other accessories.



Orero eummodit aut
acinisisl dunt wis



Orero eummodit aut
acinisisl dunt wis



Orero eummodit aut
acinisisl dunt wis



MAJOR HEAD RUSH IN ALL THE WHITE OPEN SPACES.

These days, total snowfall can vary widely across the snowbelt. Serious riders go where the snow is, near or far. That has made crossover sleds very popular, and the Switchback high in demand. It is the ultimate in crossover technology. Serious power, handling and control, on the horizontal and the vertical, with no comparison and no competition.

08CROSSOVER

SWITCHBACK 600 // 600 DRAGON SWITCHBACK
SWITCHBACK 700 // 700 DRAGON SWITCHBACK
TURBO SWITCHBACK



SWITCHBACK
600



700 DRAGON
SWITCHBACK



TURBO
SWITCHBACK



Jacket: Lorem Ipsum Sit Dolor

Helmet: Lorem Ipsum Sit Dolor

Accessories: Lorem Ipsum Sit Dolor,
Lorem Ipsum Sit Dolor, Lorem Ipsum

12 CROSSOVER

SWITCHBACK

ENGINEERED FOR THE HOLE SHOT AND THE HAIRPIN.

You want a sled that does it all, and the Switchback delivers in heart-pounding spades. Our crossover heritage goes back 20 years to the very first Polaris 650 SKS (Snow King Special). For 2008, all the best new ideas in crossover technology are on this page, including a new 136" coupled rear suspension and new front spindles to totally control the trail.



600 DRAGON SWITCHBACK SHOWN






LIBERTY 600 CFI // 125 hp
The 600 Switchback and limited edition Dragon are powered by our class-leading 600 Cleanfire engine with 125 hard-charging ponies.



LIBERTY 700 CFI // 140 hp
Want more power? Jump on the all-new 700 Switchback or Dragon, featuring the go-anywhere performance of a 140 hp 700 Cleanfire engine.



RAW Hybrid Chassis is new on all 2008 Switchback models. Instead of a radiator, it features full-length tunnel cooling extrusions. Snow evacuation holes minimize ice buildup. Fishbones add boot traction and rigidity.



Belt Holder integrated under hood also holds clutch tool and plug wrench. On all IQ models.



New IQ Spindle is redesigned for reduced steering effort, razor-sharp control, and weighs 1 lb. less per pair.



Accessory Switchback Bag adds extra storage, with easy-on/off cam buckles to attach behind the seat, adding a streamlined look to your Switchback.



SCREAM AT THE TOP OF YOUR OXYGEN-DEPRIVED LUNGS.

Whether you live among them or trailer 24 hours to get to them, the mountains are the Super Bowl of snowmobiling. A ride like no other. Up here, it's just you and your RMK®, climbing steep slopes, floating on long sidehills, playing in backcountry bowls. The deeper the powder, the greater the challenge. The higher you go, the better it gets.

08DEEP SNOW

TRAIL RMK // 600 RMK 144" // 600 RMK 155"
 700 RMK 155" // 700 DRAGON RMK 155" // 700 DRAGON RMK 163"
 800 DRAGON RMK 155" // 800 DRAGON RMK 163"



TRAIL RMK

600 RMK 144"/155"
700 RMK 155"

700/800
DRAGON RMK
155"/163"



Jacket: Lorem Ipsum Sit Dolor

Helmet: Lorem Ipsum Sit Dolor

Accessories: Lorem Ipsum Sit Dolor,
Lorem Ipsum Sit Dolor, Lorem Ipsum

DEEP SNOW

RMK



TECHNICALLY SPEAKING, RAW TOTALLY DOMINATES.

Power-to-weight isn't just an equation. It rules the mountains. And sitting in the throne is the radical and RAW Polaris RMK. Last year it lost 25 lbs. This year it sheds another 3 to 6 lbs. And gains 14 hp with the new Liberty 800 CFI engine. We introduced our very first RMK in 1997 (shown at left). And, technically speaking, a decade later the 154 hp RMK dominates in the vertical and the deep.

FIXED POST STEERING
W/ BAR HOOKS

The new Series 5.1 Track improves deep-snow performance, with 2.4" lugs and 19% more forward lug contact.

Choose from one of three track lengths on your new RMK: a 144" Series 4 track for on-trail and off-trail exploring, a 155" Series 5.1 track for do-all deep snow performance, or the ultimate 163" Series 5.1 track.

New RAW Freestyle Seat is redesigned, with improved ergonomics, narrower sides for easier standups and 2.3 lbs. lighter than last year.

800 RMK DRAGON 163" SHOWN





PURE APPAREL //

NEW

PURE e-VENT TECHNOLOGY

Polaris is proud to announce a new line of Pure Mountain Apparel so lightweight and so powerfully breathable it will revolutionize the way you ride in the mountains. It features the revolutionary e-Vent fabric that moves sweat to the outside in one simple step. In short, e-Vent fabrics simply "let the sweat out."

PRE-PRESS NOTE:
NEED e-VENT TECH

Unlike old-style membranes, which stay wet while it moves sweat in a slow two-step process, e-Vent features Direct Venting Technology. Its unique composition allows millions of tiny pores to breathe at their full potential.

RMK



600 HO
77.2mm x 64mm
120HP
BASELINE BSC

FIXED POST STEERING
W/ BAR HOOKS

LIBERTY 800 CFI // 154 hp

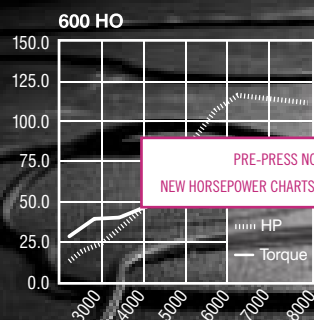
The new 800 RMK Dragon is powered by a small-block twin that hands you 154 hp of raw mountain-climbing performance, yet is only 2.5 lbs. heavier than the 700 engine.

LIBERTY 700 CFI // 140 hp

The 700 HO Cleanfire pumps out a whopping 140 peak horsepower, with hair-trigger throttle response and mountain-climbing acceleration.

LIBERTY 600 CFI // 125 hp

Our 600 HO Cleanfire engine uses a four-injector system that boosts mid-range power for incredible acceleration.



PRE-PRESS NOTE:
NEW HORSEPOWER CHARTS & HP/LB. STORY



700 RMK 155" SHOWN WITH PURE ACCESSORIES





Close Off Shovel Bag easily attaches to the rear close-off, and is designed to hold 7.5 lbs. of gear, including a shovel. Fuel can attach to rear rack, which uses T-slot technology for easy on/off.



RMK Cover is made of heavy polyester, fully lined and designed for a custom fit and the ultimate in sled protection during trailering and storage.



SLP Silencer enhance performance and reduce the weight of your RMK sled. Ceramic coated and does not require fuel mapping or re-jetting.

08

Jacket: Lorem Ipsum Sit Dolor

Helmet: Lorem Ipsum Sit Dolor

Accessories: Lorem Ipsum Sit Dolor,
Lorem Ipsum Sit Dolor, Lorem Ipsum



Helmet: Lorem Ipsum Sit Dolor



YOUR LEFT BRAIN CONTROLS YOUR RIGHT THUMB.

The ground is covered with a foot of fresh snow and just looking at your new Polaris trail sled gets your throttle thumb twitching. The groomer did its job last night and you're about to do yours. You pull the cord, the engine roars and your heart soars. You are headed for the twisties on a sled with class-leading performance, style and value.

08TRAIL

340 // SUPERSPORT // 550LX
600 IQ LX // TURBO LX
EDGE 120



EDGE 340



SUPERSPORT



TURBO LX

TRAIL

TURBO LX



SOUL-STIRRING, BREATH-TAKING, FUN-MAKING.

Ever since we introduced the Indy Trail 488 in the mid-80s, Polaris trail sleds have had a reputation as the best value on snow. For 2008, that legacy continues with a line of snowmobiles that dollar-for-dollar is the best in the industry. Choose from a fan-cooled 340 all the way up to a 4-stroke 750 in the Turbo LX. Ride the renowned Edge chassis or the advanced IQ chassis. They're all here, with the best power, ride, handling and price tags in their class.



Redesigned Spindle weighs 1 lb. less per pair and creates lighter steering. Made of forged aluminum, it's extremely durable and helps deliver a stable, predictable ride.



Rider Select is our exclusive 5-position steering system. Move handlebars forward for more control or back for all-day comfort.



FAST® M-10 is the most comfortable rear suspension on the tour, with a class-leading 14" (255.6 mm) of trail-absorbing travel.



TURBO LX SHOWN





120

120

THROTTLE ON, YOUNG RIDER.

Even our youth sleds have the best ride and handling, plus a long list of important safety features. They are the perfect sleds to introduce your young riders to the fun of snowmobiling.



FUEL RANGE STORY

Duipit autatummy niat wisiscidui tionsecte ming eu facil er in henis amconullan eu feu feu facilisl ulaortio dolendit aci esequatio esto od er sim vel il ut in vent aci blam digna adio odiamet augue magnim doloreet utat. Lorem vulla facil ut aliquat. Lum euisl ut alit lobor sent ad dolum zzriusci blan henit landigna facillutat. Or sit vel dolent duipit nulla con henis adionsectet, con ut dolorer aessed dip



MIND-TINGLING ADVENTURE FOR TWO.

Snowmobile touring is an outdoor adventure unlike any other. Once you try it, you discover that you need these wild wintry places like you need air. Over 200,000 miles of signed and maintained snowmobile trails in North America hold a lifetime of fun for you and your family. You may, on occasion, question the route. You may question the weather. But, as all Polaris owners know, you never have to question the quality of the ride.

08TOURING

340 TRANSPORT // TRAIL TOURING // 600 IQ TOURING
FS TOURING // FST TOURING // IQ CRUISER
WIDETRACK LX



IQ CRUISER

IQ TOURING

TRAIL
TOURING



PRE-PRESS NOTE:
RIDER TO MOVE FORWARD

PRE-PRESS NOTE:
DECAL CHANGE



Jacket: Lorem Ipsum Sit Dolor

Helmet: Lorem Ipsum Sit Dolor

Accessories: Lorem Ipsum Sit Dolor,
Lorem Ipsum Sit Dolor, Lorem Ipsum

IQ CRUISER



FEAST YOUR EYES ON TOURING DONE RIGHT.

If there's one thing we've learned over the last 50 years, it's that innovative technology can be applied to featured the XTRA suspension and was, just as that year's brochure stated, "the most revolutionary advancement in snowmobile design." That sort of thinking has carried us a long way, and no doubt has carried touring families in the lap takes another leap forward with a new 136" Comfort Suspension, lighter steering effort and more.

136" Comfort Skid is designed to deliver outstanding comfort on all trail conditions, whether riding solo or 2-up.

Rider Select, a Polaris exclusive, gives you adjustable steering for outstanding comfort and convenience whether you're riding solo or two-up.

New IQ Spindle is redesigned, lighter and repositioned on the ski to reduce steering effort and create a stable, confident ride.



IQ CRUISER SHOWN



comfort as well as performance. In 1995, our Indy XLT Special cement in ride and handling since the introduction of Polaris of luxury across the snow belt. This year, cruising comfort



IQ Cruiser Conversion gives you the best of both worlds. Keep the touring cover on for sealed storage while riding solo, or move the passenger backrest back for the ultimate in plush two-up touring.



08 UTILITY 340 TRANSPORT // WIDETRACK LX

The Widetrack LX is the 4x4 of snowmobiles. It floats on deep snow and is as rugged and reliable as those who ride it. This year, it features a long list of improvements, including a new hydraulic brake, larger fuel tank, new seat, larger underseat storage area and more.



UNDERSEAT STORAGE



HYDRAULIC BRAKE



12V DC OUTLET



The 340 Transport is a versatile and value-conscious utility sled with a 136" track for deep-snow flotation, long and plush 2-up- seat, a hitch and more. Add extra comfort and utility with Pure mirrors, handguards and other accessories.



ANOTHER DAY, ANOTHER VICTORY LAP.

"Polaris Wins" is a common headline following snocross races across the U.S. and Canada. Year after year, hard-core riders don't just want to look up to Team Polaris, they want to ride the same sleds as Team Polaris. That's where our Race Replica models come in. They are designed to closely match the style and performance of our trophy-winning racers. So pretend no longer. Jump on a Polaris Race Replica, ride hard and start grabbing checkered flags of your own.



DJ ECKSTROM/25



TJ GULLA /44



MIKE SCHULTZ 5



ROSS MARTIN/837



LEVI LAVALLEE/108



SHAUN CRAPO/3



MATT JUDNICK/58

RACE REPLICA

MEET THE 440'S BIG BROTHER.

Due to popular demand, the nasty styling and podium-dominating performance of our 440 IQ Racer is now available to serious riders everywhere. Introducing the 600 RR. With a carbureted 600 twin, this trail-capable race replica will power you to a new level of riding. It features oil injection, a 9 gal. fuel tank, trail-calibrated suspension, RipSaw track and runs on regular fuel. Its looks alone will intimidate anyone who challenges you. And at the end of the day you'll be carrying the checkered flag.


600RR



600 HO Engine is a carbureted powerplant pumping out 120 hp of trail-dominating performance.



Race-Proven Cockpit hands you standup ergonomics straight off the snocross circuit.



PURE Styling is easy with accessories that add extra comfort, performance and looks to your 600RR.

2008 POLARIS SPECIFICATIONS

// PERFORMANCE

// CROSSOVER



IQ SHIFT //	
Engine	600HO
Type	2-stroke
HP	120
Weight	469

IQ //	
Engine	700HO
Type	2-stroke
HP	140
Weight	480

DRAGON IQ //			
Engine	Type	HP	Weight
600CFI	2-stroke	125	475
700CFI	2-stroke	140	475
FSTEFI	4-stroke	140	560

600RR //	
Engine	600HO
Type	2-stroke
HP	120
Weight	475

SWITCHBACK //			
Engine	Type	HP	Weight
600CFI	2-stroke	125	489
700CFI	2-stroke	140	489
FSTEFI	4-stroke	140	569

ENGINE	Type / Cooling	Liberty Liquid		Liberty Liquid			Liberty Liquid		Liberty Liquid		
	Cyl. / Displacement	2 / 599cc		2 / 700cc			2 / 599cc		2 / 700cc		2 / 750cc
	Bore & Stroke(mm)	77.25 x 64		81 x 68			77.25 x 64		81 x 68		85 x 66
	Carburetion	2 - TM38		Cleanfire Injection 4			2 - TM38		Cleanfire Injection 4		EFI
	Exhaust	SC VES, Single		SC VES, Single			SC VES, Single		SC VES, Single		Single Turbo
DIMENSIONS	Dry Weight (lb./kg.)	469 / 213.2		480 / 218.2			475 / 215.7		489 / 222.3		569 / 258.1
	Overall Length (in./cm.)	115 / 292.1		115 / 292.1			110 / 279.4		120 / 308.4		
	Overall Width (in./cm.)	48 / 121.9		48 / 121.9			48 / 121.9		48 / 121.9		
	Overall Height (in./cm.)	48.5 / 123.2		48.5 / 123.2			44 / 111.8		48.5 / 123.2		
	Ski Center Dist. (in./cm.)	42.5 / 108		42.5 / 108			42.5 / 108		42.5 / 108		
	Fuel Capacity (gal./liters)	11.7 / 44.3		11.7 / 44.3			9.0 / 34.1		11.7 / 44.3		10.2 / 38.6
SUSPENSION // DRIVETRAIN	Front Suspension	IQ		IQ			IQ Race		IQ		
	Front Travel (in./cm.)	10 / 25.4		10 / 25.4			11.5 / 29.1		10 / 25.4		
	Front Shocks	Ryde FX MPV		Ryde FX Pro, HPG, IFP			Walker Evans Piggyback		Ryde FX, HPG, IFP		
	Ski Type	IQ		IQ			IQ Race		IQ		
	Rear Suspension	IQ		IQ			IQ Race		IQ		
	Rear Travel (in./cm.)	13.9 / 35.3		13.9 / 35.3			13.9 / 35.3		14 / 53		
	Front Track Shock	Ryde FX MPV		Ryde FX, HPG, IFP			Walker Evans Springless		Ryde FX, HPG, IFP		
	Rear Track Shock	Arvin MPV		FOX PS5			Walker Evans Piggyback		FOX PS5		
	Track (W x L x H in.)	15 x 121 x .91 Shockwave		15 x 121 x 1 HackSaw			15 x 121 x 1.25 RipSaw		15 x 136 x 1.25 RipSaw		
	Brake Type	Phantom Hydraulic		Phantom Hydraulic			Dual Piston Phantom Hyd.		Phantom Hydraulic		
	Drive/Driven Clutch	P-85 / LWT TEAM		P-85 / LWT TEAM			P-85 / LWT TEAM		P-85 / LWT TEAM		
FEATURES	Steering	Fixed		Fixed			Fixed Post 5.75" Riser		Fixed		Rider Select
	Seat Type	Freestyle		Freestyle			Freestyle		Freestyle		
	Electric Start	Accessory		Accessory			Accessory		Accessory		Standard
	Reverse	PERC		PERC			PERC		PERC		PERC-4
	12v-DC Outlet	Accessory		Accessory			Accessory		Accessory		
	Hand & Thumb Warmers	Standard		Standard			Standard		Standard		
	Heated Pass. Grips	N/A		N/A			N/A		N/A		
	Mirrors	Accessory		Accessory			Accessory		Accessory		
	Rear Rack / Tow Hitch	Accessory		Accessory			Accessory		Accessory		
	Color / Graphics	Black		Black / White Flames			Indy Red / Dragon		Indy Red		Black / White

// DEEP SNOW



DRAGON SWITCHBACK //				TRAIL RMK //		600 RMK // 144"		600 // 700 RMK // 155"				DRAGON 700 // 155" // 163"				DRAGON 800 // 155" // 163"				ENGINE					
Engine	Type	HP	Weight	Engine	550	Engine	600Ho	Engine	HP	Length	Weight	Engine	HP	Length	Weight	Engine	HP	Length	Weight		DIMENSIONS				
600cFI	2-stroke	125	480	Type	2-stroke	Type	2-stroke	600cFI	140	155	490	700cFI	140	155	484	800cFI	154	155	490			SUSPENSION / DRIVETRAIN			
700cFI	2-stroke	140	480	HP	60	HP	120	700cFI	150	155	490	700cFI	140	163	490	800cFI	154	163	490				FEATURES		
				Weight	475	Weight	472																		
Liberty Liquid 2 / 599cc 2 / 700cc 77.25 x 64 81 x 68 Cleanfire Injection 4 SC VES, Single				Polaris / Fan 2 / 599cc 73 x 65 2 - VM34 Single		Liberty Liquid 2 / 599cc 77.25 x 64 2 - TM38 SC VES, Single		Liberty Liquid 2 / 599cc 2 / 700cc 77.25 x 64 81 x 68 Cleanfire Injection 4 SC VES, Single				Liberty Liquid 2 / 700cc 81 x 68 Cleanfire Injection 4 SC VES, Single				Liberty Liquid 2 / 800cc XX x XX Cleanfire Injection 4 SC VES, Single				Type / Cooling Cyl. / Displacement Bore & Stroke(mm) Carburetion Exhaust					
480 / 218.2 480 / 218.2 115 / 292.1 48 / 121.9 48.5 / 123.2 42.5 / 108 11.7 / 44.3				475 / 215.7 124 / 315 45.5 / 115.6 48 / 121.9 41 / 104.1 11.8 / 44.7		472 / 214.1 125 / 317.5 46.5 / 118.1 48 / 121.9 39-40-41 / 99.1-101.6-104.1 12 / 45.4		490 / 222.3 129 / 327.7 46.5 / 118.1 48 / 121.9 39-40-41 / 99.1-101.6-104.1 12 / 45.4				484 / 219.5 490 / 222.3 129 / 327.7 134 / 340.4 46.5 / 118.1 48 / 121.9 39-40-41 / 99.1-101.6-104.1 12 / 45.4				490 / 222.3 129 / 327.7 134 / 340.4 46.5 / 118.1 48 / 121.9 39-40-41 / 99.1-101.6-104.1 12 / 45.4				Dry Weight (lb./kg.) Overall Length (in./cm.) Overall Width (in./cm.) Overall Height (in./cm.) Ski Center Dist. (in./cm.) Fuel Capacity (gal./liters)					
IQ 10 / 25.4 Ryde FX Air2.0 IQ IQ 14 / 53 Ryde FX, HPG, IFP Ryde FX Comp. Adj. Remote Res. 15 x 136 x 1.25 RipSaw Phantom Hydraulic P-85 / LWT TEAM				Escape 7.6 / 19.3 Nitrex IQ Dual Purpose Rail 13.8 / 35.1 Nitrex Nitrex Select 15 x 136 x 1.25 Phantom Hydraulic P-85 / LWT TEAM		IQ RMK Adjustable 9 / 22.9 Ryde FX Gripper RMK 15.5 / 39.4 Ryde FX Ryde AFX 15 x 144 x 2.0 Series 4 Phantom Hydraulic P-85 / LWT TEAM		IQ RMK Adjustable 9 / 22.9 Walker Air Gripper RMK 16.5 / 41.9 Ryde FX Ryde AFX 15 x 155 x 2.4 Series 5.1 Phantom Hydraulic P-85 / LWT TEAM				IQ RMK Adjustable 9 / 22.9 Walker Air Gripper RMK 16.5 / 41.9 Walker Air Walker Air 15 x 155 x 2.4 15 x 163 x 2.4 Phantom Hydraulic P-85 / LWT TEAM				IQ RMK Adjustable 9 / 22.9 Walker Air Gripper RMK 16.5 / 41.9 Walker Air Walker Air 15 x 155 x 2.4 15 x 163 x 2.4 Phantom Hydraulic P-85 / LWT TEAM				Front Suspension Front Travel (in./cm.) Front Shocks Ski Type Rear Suspension Rear Travel (in./cm.) aFront Track Shock Rear Track Shock Track (W x L x H in.) Brake Type Drive/Driven Clutch					
Fixed Freestyle Accessory PERC Accessory Standard N/A Accessory Accessory Indy Red / Dragon				Fixed Edge RMK Accessory PERC Accessory Standard N/A Accessory Std. / Accessory White / RMK		Fixed Post 3.75" Riser Freestyle Accessory PERC Accessory Standard N/A Accessory Accessory White / RMK		Fixed Post 3.75" Riser Freestyle Accessory PERC Accessory Standard N/A Accessory Accessory White / RMK				Fixed Post 3.75" Riser Freestyle Accessory PERC Accessory Standard N/A Accessory Accessory Indy Red / Dragon				Fixed Post 3.75" Riser Freestyle Accessory PERC Accessory Standard N/A Accessory Accessory Indy Red / Dragon				Steering Seat Type Electric Start Reverse 12v-DC Outlet Hand & Thumb Warmers Heated Pass. Grips Mirrors Rear Rack / Tow Hitch Color / Graphics					

2008

POLARIS SPECIFICATIONS

// TRAIL

// YOUTH



340 LX //	
Engine	340
Type	2-stroke
HP	36
Weight	450

550 LX //	
Engine	550
Type	2-stroke
HP	60
Weight	489

SUPERSPORT //	
Engine	550
Type	2-stroke
HP	60
Weight	470

600 IQ LX //	
Engine	600cFI
Type	2-stroke
HP	125
Weight	475

TURBO LX //	
Engine	FST
Type	4-stroke
HP	140
Weight	560

120 //	
Engine	120
Type	4-stroke
HP	5
Weight	145

120 //	
Engine	120
Type	4-stroke
HP	5
Weight	145

ENGINE	Type / Cooling	Polaris / Fan	Polaris / Fan	Polaris / Fan	Liberty Liquid	Four-Stroke Liquid	Polaris / Air	Polaris / Air
	Cyl. / Displacement	2 / 399cc	2 / 544cc	2 / 544cc	2 / 599cc	2 / 750cc	1 / 121cc	1 / 121cc
	Bore & Stroke(mm)	62.3 x 55.6	73 x 65	73 x 65	77.25 x 64	85 x 66	60 x 43	60 x 43
	Carburetion	2 - VM30	2 - VM34	2 - VM34	Cleanfire Injection 4	EFI	1 - BV18	1 - BV18
	Exhaust	Single	Single	Single	SC VES, Single	Turbo	Single	Single
DIMENSIONS	Dry Weight (lb./kg.)	450 / 204.5	489 / 222	470 / 213.6	475 / 218.2	560 / 254.5	145 / 65.8	145 / 65.8
	Overall Length (in./cm.)	113 / 287	113 / 287	113 / 287	115 / 292.1	115 / 292.1	75 / 190.5	75 / 190.5
	Overall Width (in./cm.)	48 / 121.9	48 / 121.9	48 / 121.9	48 / 121.9	48 / 121.9	34 / 86.4	34 / 86.4
	Overall Height (in./cm.)	48 / 121.9	48 / 121.9	48 / 121.9	48.5 / 129.5	48.5 / 129.5	31 / 78.7	31 / 78.7
	Ski Center Dist. (in./cm.)	42.5 / 108	42.5 / 108	42.5 / 108	42.5 / 108	42.5 / 108	30 / 76.2	30 / 76.2
	Fuel Capacity (gal./liters)	11.8 / 44.7	11.8 / 44.7	11.8 / 44.7	11.7 / 44.3	10.2 / 38.6	.5 / 1.9	.5 / 1.9
SUSPENSION // DRIVETRAIN	Front Suspension	EDGE	EDGE	EDGE	IQ	IQ	IFS	IFS
	Front Travel (in./cm.)	10 / 25.4	10 / 25.4	10 / 25.4	10 / 25.4	10 / 25.4	3 / 7.6	3 / 7.6
	Front Shocks	Nitrex	Nitrex	Nitrex	MPV	MPV	Steel Monotube	Steel Monotube
	Ski Type	Composite	Composite	Composite	IQ Dual	IQ	Composite	Composite
	Rear Suspension	EDGE	EDGE	EDGE	FAST M-10	FAST M-10	Mini Indy	Mini Indy
	Rear Travel (in./cm.)	13.9 / 35.3	13.9 / 35.3	13.9 / 35.3	13 / 33	13 / 33	7 / 17.78	7 / 17.78
	Front Track Shock	Nitrex	Nitrex	Nitrex	MPV	MPV	N/A	N/A
	Rear Track Shock	MPV Select	MPV Select	MPV Select	FOX Zero Comp	FOX Zero Comp	N/A	N/A
	Track (W x L x H in.)	15 x 121 x .82 Lightning	15 x 121 x .82 Lightning	15 x 121 x .82 Lightning	15 x 128 x 1 HackSaw	15 x 128 x 1 HackSaw	10 x 69 x .79 Tri-Star	10 x 69 x .79 Tri-Star
	Brake Type	Phantom Hydraulic	Phantom Hydraulic	Phantom Hydraulic	Phantom Hydraulic	Phantom Hydraulic	Mechanical Drum	Mechanical Drum
FEATURES	Drive/Driven Clutch	P-85 / LWT TEAM	P-85 / LWT TEAM	P-85 / LWT TEAM	P-85 / LWT TEAM	P-85 / LWT TEAM	P-40	P-40
	Steering	Fixed	Fixed	Fixed	Rider Select	Rider Select	Fixed	Fixed
	Seat Type	EDGE	EDGE	Freestyle	IQ LX	IQ LX	Removable w/storage	Removable w/storage
	Electric Start	Accessory	Accessory	Accessory	Standard	Standard	N/A	N/A
	Reverse	PERC	PERC	PERC	PERC	PERC-4	N/A	N/A
	12v-DC Outlet	Accessory	Accessory	Accessory	Accessory	Accessory	N/A	N/A
	Hand & Thumb Warmers	Standard	Standard	Standard	Standard	Standard	Accessory	Accessory
	Heated Pass. Grips	N/A	N/A	N/A	N/A	N/A	N/A	N/A
	Mirrors	Accessory	Accessory	Accessory	Accessory	Accessory	N/A	N/A
	Rear Rack / Tow Hitch	Accessory	Accessory	Accessory	Accessory	Accessory	N/A	N/A
	Color / Graphics	Indy Red / Rally	Indy Red / Rally	Indy Red / Rally	Boardwalk Blue / Rally	Boardwalk Blue / Rally	Black / White Flames	Pink / White Flames

// TOURING //

// UTILITY //



TRAIL TOURING //	
Engine	550
Type	2-stroke
HP	60
Weight	570

600 TOURING //	
Engine	600CFI
Type	2-stroke
HP	125
Weight	574

FS TOURING //	
Engine	FS
Type	4-stroke
HP	80
Weight	628

IQ TOURING //	
Engine	FST
Type	4-stroke
HP	140
Weight	638

IQ CRUISER //	
Engine	FST
Type	4-stroke
HP	140
Weight	645

340 TRANSPORT //	
Engine	340
Type	2-stroke
HP	36
Weight	497

WIDETRACK LX //	
Engine	500
Type	2-stroke
HP	65
Weight	643

TRAIL TOURING //		600 TOURING //		FS TOURING //		IQ TOURING //		IQ CRUISER //		340 TRANSPORT //		WIDETRACK LX //			
Engine	550	Engine	600CFI	Engine	FS	Engine	FST	Engine	FST	Engine	340	Engine	500	ENGINE	Type / Cooling Cyl. / Displacement Bore & Stroke(mm) Carburetion Exhaust
Type	2-stroke	Type	2-stroke	Type	4-stroke	Type	4-stroke	Type	4-stroke	Type	2-stroke	Type	2-stroke		
HP	60	HP	125	HP	80	HP	140	HP	140	HP	36	HP	65		
Weight	570	Weight	574	Weight	628	Weight	638	Weight	645	Weight	497	Weight	643		
Polaris / Fan	2 / 544cc	Liberty Liquid	2 / 599cc	Four-Stroke Liquid	2 / 750cc	Four-Stroke Liquid	2 / 750cc	Four-Stroke Liquid	2 / 750cc	Polaris / Fan	2 / 399cc	Polaris / Liquid	2 / 488cc	DIMENSIONS	Dry Weight (lb./kg.) Overall Length (in./cm.) Overall Width (in./cm.) Overall Height (in./cm.) Ski Center Dist. (in./cm.) Fuel Capacity (gal./liters)
73 x 65		77.25 x 64		85 x 66		85 x 66		85 x 66		62.3 x 55.6		72 x 60			
2 - VM34		Cleanfire Injection 4		EFI		EFI		EFI		2 - VM30		2 - VM34			
Single		SC VES, Single		Single		Turbo		Turbo		Single		Single			
570 / 258.8		574 / 260.6		628 / 285.1		638 / 289.7		645 / 292.8		497 / 225.6		643 / 291.9			
128 / 325.1		129 / 327.7		129 / 327.7		129 / 327.7		129 / 327.7		128 / 325.1		128 / 325.1			
48 / 121.9		48 / 121.9		48 / 121.9		48 / 121.9		48 / 121.9		48 / 121.9		43.5 / 110.5		SUSPENSION // DRIVETRAIN	Front Suspension Front Travel (in./cm.) Front Shocks Ski Type Rear Suspension Rear Travel (in./cm.) Front Track Shock Rear Track Shock Track (W x L x H in.) Brake Type Drive/Driven Clutch
49.5 / 125.7		48 / 121.9		48 / 121.9		48 / 121.9		53 / 134.6		49.5 / 125.7		51 / 129.5			
42.5 / 108		42.5 / 108		42.5 / 108		42.5 / 108		42.5 / 108		42.5 / 108		38 / 96.5			
12.25 / 46.4		11.7 / 44.3		10.2 / 38.6		10.2 / 38.6		10.2 / 38.6		12.25 / 46.4		12 / 45.4			
EDGE		IQ		IQ		IQ		IQ		EDGE		IFS			
10 / 25.4		10 / 25.4		10 / 25.4		10 / 25.4		10 / 25.4		10 / 25.4		7.25 / 18.4			
Nitrex Select		MPV		MPV		MPV		MPV		Nitrex		Nitrex		FEATURES	Steering Seat Type Electric Start Reverse 12v-DC Outlet Hand & Thumb Warmers Heated Pass. Grips Mirrors Rear Rack / Tow Hitch Color / Graphics
Composite		IQ Dual		IQ Dual		IQ Dual		IQ Dual		Composite		Gripper			
EDGE 136		136 Tour		136 Tour		136 Tour		FAST M-10 136 ACE		EDGE 136		Adj. Coupled Rail			
13.9 / 35.3		TBD / TBD		TBD / TBD		TBD / TBD		14 / 35.6		13.9 / 35.3		9 / 22.9			
Nitrex		MPV		MPV		MPV		MPV		Nitrex		Nitrex			
MPV Select		MPV		MPV		MPV		FOX Zero Comp, HPG, IFP		MPV Select		Nitrex			
15 x 136 x 1		15 x 136 x 1 HackSaw		15 x 136 x 1 HackSaw		15 x 136 x 1 HackSaw		15 x 136 x 1 HackSaw		15 x 136 x 1.25 Shockwave		20 x 156 x 1 Shockwave			
Phantom Hydraulic		Phantom Hydraulic		Phantom Hydraulic		Phantom Hydraulic		Phantom Hydraulic		Phantom Hydraulic		Phantom Hydraulic			
P-85 / LWT TEAM		P-85 / LWT TEAM		P-85 / LWT TEAM		P-85 / LWT TEAM		P-85 / LWT TEAM		P-85 / LWT TEAM		P-85 / LWT TEAM			
Fixed		Rider Select		Rider Select		Rider Select		Rider Select		Fixed		Fixed			
2-up w/Adj. Backrest		2-up w/Adj. Backrest		2-up w/Adj. Backrest		2-up w/Adj. Backrest		2-up w/Adj. Backrest		2-up Removable		2-up Removable			
Standard		Standard		Standard		Standard		Standard		Accessory		Standard			
PERC		PERC		PERC-4		PERC-4		PERC-4		PERC		Hi / Low / Reverse			
Accessory		Accessory		Accessory		Accessory		Standard		Accessory		Standard			
Standard		Standard		Standard		Standard		Standard		Standard		Standard			
N/A		Standard		Standard		Standard		Standard		N/A		N/A			
Accessory		Standard		Standard		Standard		Standard		Accessory		Accessory			
Standard		Standard		Standard		Standard		Standard		Standard		Standard			
White / Rally		Solar Red / Rally		Solar Red / Rally		Solar Red / Rally		Solar Red / Rally		Black		Black			

WINNING PERFORMANCE



All riders pictured are professionals on a closed course. Polaris recommends that all riders take a training course. Do not attempt maneuvers beyond your capability. Always wear a helmet and other safety apparel. Never drink and ride. Snowmobiles depicted in this brochure may feature PURE parts and accessories and are not standard features of the base model snowmobile they accompany. All performance and/or feature and benefit claims are based upon competitive data available at time of printing. For your nearest dealer, call 1-800-POLARIS or go to polarisindustries.com.

Polaris Sales Inc., 2100 Hwy. 55, Medina, MN 55340 (763) 542-0500 Fax (763) 542-0599
Polaris Industries LTD. 1445 Church Ave., Winnipeg, Manitoba Canada R2X 2X9 (204) 925-7100 Fax (204) 925-7110



treadlightly!
LEAVING A GOOD IMPRESSION



ESCAPE!
ONLINE

