

TERRAIN  
DOMINATION



2017



2017 // SNOWMOBILES



# SEE







The Polaris Team is excited to introduce the most complete, advanced and purpose-built lineup of sleds we've ever built. The 2017 line-up brings something for every rider to allow you to dominate any terrain imaginable, from the PRO-RMK®, the mountain leader, to the all-new, ultimate backcountry AXYS® Switchback® Assault®, to the premium trail performance RUSH®, or the versatile, all-purpose Voyageur®.

We're driven to innovate, explore and push the boundaries of snowmobiling, a sport that continues to evolve, from the sleds we ride to the terrain we access. We work tirelessly to bring you the best sleds on snow, so you can SEE all things possible this winter.

—Chris Wolf, Vice President, Polaris Snowmobiles



**RMK®**

**LIGHTEST. STRONGEST. MOST FLICKABLE.**

DEEP SNOW: PGS. 6-11



**SWITCHBACK®**

**SMOOTHEST RIDING. MOST VERSATILE.**

ON & OFF TRAILS: PGS. 12-17



**RUSH®**

**SHARPEST HANDLING.  
QUICKEST ACCELERATING.**

TRAIL PERFORMANCE: PGS. 18-21



**INDY®**

**LEGENDARY PERFORMANCE. SIMPLY FUN.**

PERFORMANCE: PGS. 22-25



**VOYAGEUR®**

**LIMITLESS POSSIBILITIES.**


RECREATIONAL UTILITY: PGS. 26-29

# POLARIS® TECHNOLOGY.

## POWER.

The heart of the snowmobile experience is performance... exactly what Polaris® has delivered since the beginning. Our latest engine technology delivers instant throttle response, competitive horsepower and class-leading acceleration. Combined with our lightweight chassis innovations, you have a snowmobile that is responsive and fun to ride.

800 H.O. CLEANFIRE® ENGINE



POLARIS®  
LIGHTWEIGHT CRANKSHAFT

## CONTROL.


Polaris® engineers excel at connecting the rider to the ride experience. We build the platform for the purpose. A mountain rider has different needs than a high-mile trail rider and we tailor each sled for that reason. We employ technology that allows your sled to respond to your every input and react instantly to changing trail conditions.




RMK® AXYS® CHASSIS



# BUILT TO DELIVER YOUR BEST DAYS ON THE SNOW.



PRO-XC™ REAR SUSPENSION



QUICKDRIVE™  
LOW INERTIA DRIVE SYSTEM

## TECHNOLOGY.

We build it right into our sleds. Technology that makes snowmobiling more fun... more comfortable, warmer and safer. Whether you're going fast or far, these are the features that deliver an unmatched ride experience.



INTERACTIVE DIGITAL DISPLAY





# RMK<sup>®</sup>

**LIGHTEST. STRONGEST. MOST FLICKABLE.**

RMK<sup>®</sup> – Three letters that have defined backcountry snowmobiling. The RMK<sup>®</sup> Engineering team at Polaris<sup>®</sup> has always rallied around a simple phrase... Make it light. Make it simple. Make it work. From the first RMK<sup>®</sup>, to the RAW RMK<sup>®</sup>, to the PRO-RIDE<sup>®</sup> chassis and the current King of Deep Snow on the AXYS<sup>®</sup> platform – the evolution of the sport has been driven by these guys, and reinvented by riders like you.

# SEE



800 PRO-RMK<sup>®</sup> 155 SHOWN WITH SNOWCHECK EXCLUSIVE OPTIONS

A NEW WAY UP



# RMK®

THE MOUNTAIN LEADER

AXYS® CHASSIS

800 PRO-RMK® 155  
SHOWN IN SNOWCHECK EXCLUSIVE COLOR

POLARIS®  
EXCLUSIVE TRACKS

AXYS® RMK® REAR SUSPENSION

POWDERTRAC®  
RUNNING BOARDS

## WHAT MAKES THE RMK® WORK:



## INSTANTANEOUS LIFT

The combination of the raised, lightweight AXYS® chassis, the rigid RMK® rear suspension, the powerful 800 H.O. Cleanfire® Engine and Polaris-exclusive track designs pop the RMK® on top of the snow.





800 CLEANFIRE® H.O. ENGINE

QUICKDRIVE®  
LOW INERTIA DRIVE SYSTEM

WALKER EVANS® SHOCKS

FORGED A-ARMS



800 PRO-RMK® 155 SHOWN WITH SNOWCHECK EXCLUSIVE OPTIONS

408<sub>LBS.</sub>

## RIDER BALANCED® CONTROL

The AXYS® RMK® maintains the RMK's renowned Rider Balanced® positioning that delivers ultimate control while the compact AXYS® body design allows you to hold the steepest sidehill lines.



## IMMEDIATE RESPONSE

The world's lightest mountain sled at 408 lbs. Built on the light and rigid AXYS® Chassis, this sled is incredibly responsive to rider inputs allowing you to change direction and maneuver confidently in all conditions.



# PRO-RMK®

THE ULTIMATE DEEP SNOW SLED



800 PRO-RMK® 174 LE SHOWN WITH SNOWCHECK EXCLUSIVE OPTIONS

## OUR MOST COMPLETE RMK® LINEUP:

VERSATILE IN DEEP SNOW  
& ON TRAILS



**NEW  
MODEL**  
600 RMK® 144

AGILE IN THE TIGHTEST TREES  
& STEEPEST SLOPES



600/800 PRO-RMK® 155  
800 SHOWN

FLOTATION IN TREES  
& ON SIDEHILLS



800 PRO-RMK® 163

CLIMBING & DEEPEST  
POWDER DAYS



**NEW  
MODEL**  
800 PRO-RMK® 174 LE  
LIMITED EDITION  
LE ALSO AVAILABLE IN 155 & 163



FIND OUT MORE ABOUT THE RMK® AT:

LEARN ABOUT THE 2017 SLEDS AND TECHNOLOGY AT [TERRAINDOMINATION.COM](http://TERRAINDOMINATION.COM)



# RMK® ASSAULT®

TOUGH-AS-NAILS FOR EXTREME CONDITIONS



800 RMK ASSAULT 155 SHOWN WITH SNOWCHECK EXCLUSIVE OPTIONS



## 800 RMK® ASSAULT® 155

- > Best in extreme conditions
- > Rock solid for racing, stable for jumping

### KEY FEATURES:

- > Walker Evans® Piggyback Needle Shocks
- > 2.25" Peak or 2.6" Series 6 Tracks
- > Wider adjustable ski stance
- > Chaincase drive system



## 800 SKS 155

- > Superior performance in a variety of conditions, on- and off-trail

### KEY FEATURES:

- > Walker Evans® Piggyback Clicker Shocks
- > 2.4" Series 5.1 Track
- > Narrow ski stance
- > Chaincase drive system
- > Additional cooling



# SKS

MOST VERSATILE DEEP SNOW SLED

800 SKS 155 SHOWN WITH SNOWCHECK EXCLUSIVE OPTIONS





## ***SWITCHBACK<sup>®</sup>***

***SMOOTHEST RIDING. MOST VERSATILE.***

The sled that has redefined versatility... and fun. With on-trail performance that rivals any short tracker and off-trail capability that can get you into the fun stuff... the Switchback is the ultimate cross-over sled. Carry the front end or carve the corners, these sleds do it all.

***SEE*** 



BOUNDARIES DISAPPEAR



# SWITCHBACK<sup>®</sup> ASSAULT<sup>®</sup>

ORIGINAL, ULTIMATE BACKCOUNTRY CROSSOVER

POLARIS<sup>®</sup> INTERACTIVE  
DIGITAL DISPLAY GAUGE

\*SNOWCHECK OPTION

LED HEADLIGHTS

800 CLEANFIRE<sup>®</sup>  
H.O. ENGINE

WALKER EVANS<sup>®</sup>  
NEEDLE SHOCKS

WIDE FRONT END

AXYS<sup>®</sup> 144 CHASSIS

STANDARD  
UNDERSEAT STORAGE

CHOICE OF 2.0" POWDER  
OR 1.35" COBRA TRACK

NEW  
MODEL

600/800 SWITCHBACK<sup>®</sup> ASSAULT<sup>®</sup>

> The original, ultimate backcountry crossover.

IGX 144 REAR SUSPENSION

NEW  
MODEL

800 SWITCHBACK<sup>®</sup> ASSAULT<sup>®</sup> 144  
SHOWN IN SNOWCHECK EXCLUSIVE COLOR

POWDERTRAC<sup>®</sup> HYBRID  
RUNNING BOARDS

## AXYS<sup>®</sup> 144 PLATFORM

RIDER-BALANCED<sup>®</sup> FOR BEST EXPERIENCE ON AND OFF-TRAIL



- > NEW Rider-Balanced<sup>®</sup> AXYS<sup>®</sup> Chassis
- > NEW IGX 144 Rear Suspension
- > 800 Cleanfire<sup>®</sup> H.O. Engine
- > NEW PowderTrac<sup>®</sup> Hybrid Running Boards



800 SWITCHBACK® ASSAULT 144 SHOWN WITH SNOWCHECK EXCLUSIVE OPTIONS



OFF-TRAIL AGILITY  
ON-TRAIL  
CONFIDENCE

600 SWITCHBACK® SP 144



SWITCHBACK® SP 144  
TRUE 50/50 CROSSOVER



NEW  
MODEL

600 SWITCHBACK® SP 144

> Superior performance in a variety of conditions, on- and off-trail

KEY FEATURES:

- > FOX® Shocks
- > 1.35" Cobra Track
- > IGX 144 Rear Suspension
- > PowderTrac® Hybrid Running Boards
- > Wide front end



# SWITCHBACK®

SMOOTHEST RIDING. MOST VERSATILE.

INTEGRATED STORAGE OPTIONS

PRO-XC™ REAR SUSPENSION

AXYS® PERFORMANCE SEAT

LED HEADLIGHTS



800 SWITCHBACK® PRO-S  
SHOWN IN SNOWCHECK EXCLUSIVE COLOR

AXYS® CHASSIS

## RIDER BALANCED® CONTROL

By placing the rider in the right position on the sled we've built a sled that corners flat without sacrificing the fun factor. More precise handling in all conditions.

## UNRIVALED ACCELERATION

Developed in conjunction with the AXYS® platform, the proven 800 Cleanfire® H.O. Engine delivers class-leading acceleration and industry-leading power-to-weight ratio.

## RIDER-CENTRIC COMFORT

With seamlessly integrated controls, modular storage, enhanced wind protection and industry-first LED headlights, ergonomics and comfort are woven directly into the AXYS® platform's design.





800 CLEANFIRE® H.O. ENGINE

WALKER EVANS®  
NEEDLE SHOCKS

RACE-PROVEN  
FRONT SUSPENSION



#### 600/800 SWITCHBACK® PRO-S 800 SHOWN

Switchback® PRO-S is for riders who want the ultimate in cornering and handling, and a sled that virtually eliminates stutter bumps.

##### KEY FEATURES:

- > Walker Evans® Piggyback Needle Shocks
- > 1.25" RipSaw II Track
- > Race-Proven IFS
- > 137" PRO-XC™ Rear Suspension
- > Cleanfire® Engine



#### 800 SWITCHBACK® PRO-X SNOWCHECK EXCLUSIVE

Switchback® PRO-X is for riders who want ultimate big bump control, are predominantly stand-up riders, and need to dominate ditches and moguls.

##### KEY FEATURES:

- > Walker Evans® Piggyback Needle Shocks
- > 1.75" Backcountry X, 1.25" Ripsaw II, or 1.35" Cobra Track
- > Tall or ROX® Adjustable Handlebar Riser
- > Stiffer Suspension Calibration
- > 1.5" longer IFS Shocks



#### 600/800 SWITCHBACK® ADVENTURE 800 SHOWN

Switchback® Adventure is a high-performance, on-trail, off-trail sled for riders who demand ultimate versatility. With a passenger or without. With storage or without. It's your choice.

##### KEY FEATURES:

- > FOX® QS3 Shocks
- > Electric Start and 12v outlets
- > Lock & Ride® Adventure Cargo System
- > Interactive Digital Display (Stock on 800 model only)
- > AXYS® Extreme Front Bumper





# **RUSH<sup>®</sup>**

**SHARPEST HANDLING.  
QUICKEST ACCELERATING.**

Trail riding. A bump littered ditch becomes your next proving ground. Lean back, carry the front end. That twisting trail is your next opportunity to become one with your sled – set up your turn... enter, apex, exit. The RUSH<sup>®</sup> lives for these kinds of days, just like you do.

# SEE YOUR



RSELF OUT FRONT





# RUSH® PRO-S

CARVE THE TRAILS



800 RUSH® PRO-S SHOWN WITH SNOWCHECK EXCLUSIVE OPTIONS



600/800 RUSH® PRO-S  
800 SHOWN

The RUSH® PRO-S is for riders who want the ultimate in cornering and acceleration from a sled that is equally at home on perfectly groomed or pounded out trails.

## KEY FEATURES:

- > Walker Evans® Piggyback Needle Shocks
- > 1.25" RipSaw II Track
- > Race-Proven IFS
- > PRO-XC™ Rear Suspension
- > Cleanfire® Engine



800 RUSH® PRO-X  
SNOWCHECK EXCLUSIVE

The RUSH® PRO-X is for stand-up riders who want ultimate big bump control, and need to dominate ditches and moguls.

## KEY FEATURES:

- > Walker Evans® Piggyback Needle Shocks
- > 1.75" Backcountry X, 1.25" Ripsaw II, or 1.35" Cobra Track
- > Tall or ROX® Adjustable Handlebar Riser
- > Stiffer Suspension Calibration
- > 1.5" longer IFS Shocks



800 RUSH® PRO-X SHOWN WITH SNOWCHECK EXCLUSIVE OPTIONS

**RUSH® PRO-X**  
DESTROY THE BUMPS



# RUSH<sup>®</sup>

RACE-READY XCR



NEW  
MODEL

## 600/800 RUSH<sup>®</sup> XCR

- > Increased strength and durability for brutal racing conditions

Born and bred in the ditches of Roseau. The Polaris<sup>®</sup> XCR. A history of race winning performance. Proof positive of what wins on Sunday, sells on Monday. Introducing the newest champion to wear the XCR name... RUSH<sup>®</sup> XCR. Featuring race-ready parts and technology developed on the track in the toughest arenas of snowmobile racing... from cross-country to snocross, Iron Dog to USXC, to ISOC to CSRA.

POLARIS<sup>®</sup>  
**PRT**  
RACE TECHNOLOGY



LEARN MORE ABOUT THE RUSH<sup>®</sup> FAMILY AT: [WWW.TERRAINDOMINATION.COM](http://WWW.TERRAINDOMINATION.COM)





# INDY®

**LEGENDARY PERFORMANCE. SIMPLY FUN.**

INDY® is the sled that so many snowmobilers grew up on. Exploring the backwoods after school until mom flashed the yard light signaling you to come in for dinner. Spending a Sunday afternoon on a ride with the local club. Clipping down the ditch finishing the last leg of the race. The INDY® has always been about delivering fun and performance that no other sled has been able to match.

# SEE ➤



YOUR BEST DAYS YET





**INDY<sup>®</sup>**  
LEGENDARY PERFORMANCE. SIMPLY FUN.

## LEGENDARY PERFORMANCE

For over 30 years the INDY<sup>®</sup> name has stood for performance. Built on the proven PRO-RIDE<sup>®</sup> chassis and featuring a race-proven independent front suspension and INDY<sup>®</sup> coupled rear suspension – it continues. Delivering great ride quality and intuitive handling... the INDY<sup>®</sup> way.

## SIMPLY FUN

A day on the trails is measured by miles and smiles. With comfortable seats, confidence-inspiring PRO-STEER<sup>®</sup> skis and easily adjusted controls and handlebars – you'll be posting both all ride long.



# THE **INDY**<sup>®</sup> FAMILY: A SLED FOR EVERYONE



## **INDY<sup>®</sup> SP** HIGH-PERFORMANCE TRAIL



### 600 INDY<sup>®</sup> SP

INDY<sup>®</sup> SP sleds are for high-performance trail riders seeking maximum fun.

#### **KEY FEATURES:**

- > FOX<sup>®</sup> Shocks
- > PRO-RIDE<sup>®</sup> Chassis
- > Race-Proven Front Suspension
- > 600 Cleanfire<sup>®</sup> Engine



## **INDY<sup>®</sup> LXT** TRAIL RIDING



### 550 INDY<sup>®</sup> LXT

INDY<sup>®</sup> LXTs are built for trail riders looking for great versatility and a smooth ride.

#### **KEY FEATURES:**

- > PRO-RIDE<sup>®</sup> Chassis
- > Cargo Rack & Backrest
- > 2-up Seat
- > Electric Start
- > Tall Windshield & Mirrors

## **INDY<sup>®</sup>** TRAIL



### 550/600 INDY<sup>®</sup>

INDY<sup>®</sup> sleds are for trail riders seeking a great value.

#### **KEY FEATURES:**

- > PRO-RIDE<sup>®</sup> Chassis
- > Race-Proven Front Suspension
- > 600cc Cleanfire<sup>®</sup> Engine
- > 550cc Available in 121" or 144" Tracks

## **INDY<sup>®</sup> ADVENTURE** ULTIMATE VERSATILITY



### 550 INDY<sup>®</sup> ADVENTURE

INDY<sup>®</sup> Adventure riders are explorers looking for the ultimate versatility. Bring a friend or go alone - it's your choice.

#### **KEY FEATURES:**

- > Lock & Ride<sup>®</sup> Adventure Cargo System
- > Lock & Ride<sup>®</sup> Convertible Passenger Seat
- > 144 x 1.35" or 155 x 1.6" Cobra Track
- > Electric Start & Mirrors
- > Tall Windshield





# VOYAGEUR<sup>®</sup>

*LIMITLESS POSSIBILITIES.*

Is it still work if it's fun? Is it work if you're having fun but getting things done? The most capable utility sleds on snow are also the best handling. Unmatched hauling and towing capacities. Ultimate deep snow flotation. Legendary Polaris<sup>®</sup> handling. Time to get to work.





SEE  LIMITLESS POSSIBILITIES



# VOYAGEUR<sup>®</sup>

LIMITLESS POSSIBILITIES.

NEW  
MODEL

## 600 VOYAGEUR<sup>®</sup> 144

> Agile, all-purpose sport utility sled

600 CLEANFIRE<sup>®</sup> ENGINE

TALL WINDSHIELD

STANDARD MOUNTAIN HOOP

ELECTRIC START

AXYS<sup>®</sup> 144 CHASSIS

STANDARD  
UNDERSEAT STORAGE

CARGO RACK &  
HINGED HITCH

EXTREME FRONT BUMPER

NARROW FRONT END

2" SERIES 4 TRACK

GRIPPER SKIS

RYDEFX<sup>®</sup> SHOCKS

POWDERTRAC<sup>®</sup> HYBRID  
RUNNING BOARDS

IGX 144 REAR SUSPENSION

## ULTIMATE FLOTATION

The Voyageur<sup>®</sup> family is built to deliver performance wherever your snowmobiling day takes you. From accessing the powerline to checking the trap line, purpose-built skis combine with effective track choices to keep you on top of the snow.

## UNMATCHED HAULING

With its hitch, rear rack, and Polaris<sup>®</sup> rear suspension technology, the capable Voyageur<sup>®</sup> maintains control and precision whether under load on-trail or in the deep snow.

## PROVEN HANDLING

With the perfect blend of RMK<sup>®</sup> DNA and Polaris<sup>®</sup> suspension technology, the Voyageur<sup>®</sup> delivers the best trail handling at any speed along with off-trail performance that the others simply can't match.



# 550 VOYAGEUR® 155

VERSATILITY AND VALUE



FIND OUT MORE ABOUT  
THE VOYAGEUR® AT:

LEARN ABOUT THE 2017 SLEDS AND  
TECHNOLOGY ON YOUR TABLET OR  
SMARTPHONE AT [TERRAINDOMINATION.COM](http://TERRAINDOMINATION.COM)



## 550 VOYAGEUR® 155

> Versatility and maximum flotation,  
on- and off-trail for work or play.

### KEY FEATURES:

- > Polaris® 550 Fan-Cooled Twin
- > 15" x 155" x 1.6" Cobra Track
- > Articulated Rear Suspension
- > PRO-Float Skis
- > Electric Start
- > Extreme Front Bumper
- > Cargo Rack & Hinged Hitch



## 550 VOYAGEUR® 144

> Versatility and value, on- and off-trail  
for work or play.

### KEY FEATURES:

- > Polaris® 550 Fan-Cooled Twin
- > Electric Start
- > 15" x 144" x 1.35" Cobra Track
- > Coil-Over Rear Suspension
- > Cargo Rack & Receiver Hitch



# 2017 SPECS



MODEL NAME		800 PRO-RMK® 174 LE	800 PRO-RMK® 163	800 PRO-RMK® 163 3" SNOWCHECK EXCLUSIVE	800 PRO-RMK® 155	800 PRO-RMK® 155 3" SNOWCHECK EXCLUSIVE	800 RMK® ASSAULT® 155	800 RMK® ASSAULT® 155 3" SNOWCHECK EXCLUSIVE
DIMENSIONS	Fuel Capacity (gal./liters)	11.5 / 43.5	11.5 / 43.5	11.5 / 43.5	11.5 / 43.5	11.5 / 43.5	11.5 / 43.5	11.5 / 43.5
	Overall Height (in./cm.)	49.125 / 124.7	49.125 / 124.7	49.125 / 124.7	49.125 / 124.7	49.125 / 124.7	49.125 / 124.7	49.125 / 124.7
	Overall Width (in./cm.)	46.5 / 118.1	46.5 / 118.1	46.5 / 118.1	46.5 / 118.1	46.5 / 118.1	46.5 / 118.1	46.5 / 118.1
	Person Capacity	One	One	One	One	One	One	One
	Ski Center Distance (in./cm.)	39-40-41 / 99.1-101.6-104.1	39-40-41 / 99.1-101.6-104.1	39-40-41 / 99.1-101.6-104.1	39-40-41 / 99.1-101.6-104.1	39-40-41 / 99.1-101.6-104.1	41.5-42.5-43.5 / 105.4-108-110.5	41.5-42.5-43.5 / 105.4-108-110.5
	Estimated Dry Weight (lbs./kg.)	442 / 200.4	413 / 187.3	426 / 193.2	408 / 185	421 / 190.7	427 / 193.7 // 418 / 189.6	425 / 192.8
	Overall Length (in./cm.)	142 / 360.6	134.4 / 341.4	134.4 / 341.4	131 / 332.75	131 / 332.75	131 / 332.75	131 / 332.75
ENGINE & DRIVETRAIN	Disc Brake Type	AXYS® RMK® LWT	AXYS® RMK® LWT	AXYS® RMK® LWT	AXYS® RMK® LWT	AXYS® RMK® LWT	AXYS® RMK® LWT	AXYS® RMK® LWT
	Drive System Type	Chaincase	QuickDrive®	Chaincase	QuickDrive®	Chaincase	Chaincase	Chaincase
	Drive / Driven Clutch	P-85 / TEAM® LWT	P-85 / TEAM® LWT	P-85 / TEAM® LWT	P-85 / TEAM® LWT	P-85 / TEAM® LWT	P-85 / TEAM® LWT	P-85 / TEAM® LWT
	Exhaust	Single, 3 Stage VES w/Smart Actuator	Single, 3 Stage VES w/Smart Actuator	Single, 3 Stage VES w/Smart Actuator	Single, 3 Stage VES w/Smart Actuator	Single, 3 Stage VES w/Smart Actuator	Single, 3 Stage VES w/Smart Actuator	Single, 3 Stage VES w/Smart Actuator
	Fuel System	Cleanfire® Injection	Cleanfire® Injection	Cleanfire® Injection	Cleanfire® Injection	Cleanfire® Injection	Cleanfire® Injection	Cleanfire® Injection
	Ignition	Cleanfire® 3D	Cleanfire® 3D	Cleanfire® 3D	Cleanfire® 3D	Cleanfire® 3D	Cleanfire® 3D	Cleanfire® 3D
	Engine Type/Cooling	Liquid Cooled	Liquid Cooled	Liquid Cooled	Liquid Cooled	Liquid Cooled	Liquid Cooled	Liquid Cooled
	Cylinders-Displacement (cc)	2-795	2-795	2-795	2-795	2-795	2-795	2-795
	Bore x Stroke (mm)	85 x 70	85 x 70	85 x 70	85 x 70	85 x 70	85 x 70	85 x 70
SUSPENSION	Front Shocks	Walker Evans® Comp. Adj. Piggyback	Walker Evans® Impact-Extruded Monotube	SnowCheck Select Option	Walker Evans® Impact-Extruded Monotube	SnowCheck Select Option	Walker Evans® Comp. Adj. Piggyback Needle	Walker Evans® Comp. Adj. Piggyback Needle
	Front Suspension	AXYS® RMK® Adjustable	AXYS® RMK® Adjustable	AXYS® RMK® Adjustable	AXYS® RMK® Adjustable	AXYS® RMK® Adjustable	AXYS® Assault® Adjustable	AXYS® Assault® Adjustable
	Front Track Shock	Walker Evans® Impact-Extruded Monotube	Walker Evans® Impact-Extruded Monotube	SnowCheck Select Option	Walker Evans® Impact-Extruded Monotube	SnowCheck Select Option	Walker Evans® Impact-Extruded Monotube	Walker Evans® Impact-Extruded Monotube
	Front Travel (in./cm.)	9 / 22.9	9 / 22.9	9 / 22.9	9 / 22.9	9 / 22.9	10 / 25.4	10 / 25.4
	Rear Suspension	AXYS® RMK®	AXYS® RMK®	AXYS® RMK®	AXYS® RMK®	AXYS® RMK®	AXYS® RMK®	AXYS® RMK®
	Rear Track Shock	Walker Evans® Comp. Adj. Piggyback	Walker Evans® Impact-Extruded Monotube	SnowCheck Select Option	Walker Evans® Impact-Extruded Monotube	SnowCheck Select Option	Walker Evans® Comp. Adj. Piggyback Needle	Walker Evans® Comp. Adj. Piggyback Needle
	Rear Travel (in./cm.)	15.95 / 40.5	16 / 40.6	16 / 40.6	16 / 40.6	16 / 40.6	16 / 40.6	16 / 40.6
	Ski Type	Gripper	Gripper	Gripper	Gripper	Gripper	Gripper	Gripper
FEATURES	Track Width/Length/Height (in.)	15 x 174 x 3.0 Series 7	15 x 163 x 2.6 Series 6	15 x 163 x 3.0 Series 7	15 x 155 x 2.6 Series 6	15 x 155 x 3.0 Series 7	15 x 155 x 2.25 Peak or 2.6 Series 6	15 x 155 x 3.0 Series 7
	12v Outlet	Accessory	Accessory	Accessory	Accessory	Accessory	Accessory	Accessory
	Color / Graphics	LE Option	Black Pearl	SnowCheck Select Option	INDY® Red	SnowCheck Select Option	Black Pearl	SnowCheck Select Option
	Electric Start	LE Option	Option / Accessory	SnowCheck Select Option	Option / Accessory	SnowCheck Select Option	Option / Accessory	SnowCheck Select Option
	Fuel Gauge	Mechanical	Mechanical	Mechanical	Mechanical	Mechanical	Mechanical	Mechanical
	Hand & Thumb Warmers	Std. Adjustable	Std. Adjustable	Std. Adjustable	Std. Adjustable	Std. Adjustable	Std. Adjustable	Std. Adjustable
	Handlebar Type	LE Option	High-Rise ProTaper®	SnowCheck Select Option	High-Rise ProTaper®	SnowCheck Select Option	High-Rise ProTaper®	SnowCheck Select Option
	Riser Type	N/A	N/A	N/A	N/A	N/A	N/A	N/A
	Heated Passenger Grips	N/A	N/A	N/A	N/A	N/A	N/A	N/A
	Mirrors	Accessory	Accessory	Accessory	Accessory	Accessory	Accessory	Accessory
	Rear Rack / Tow Hitch	N/A	N/A	N/A	N/A	N/A	N/A	N/A
	Reverse	PERC®	PERC®	PERC®	PERC®	PERC®	PERC®	PERC®
	Storage	Standard	Accessory	Standard	Accessory	Standard	Accessory	Standard
	Seat Type	PRO-LITE	PRO-LITE	PRO-LITE	PRO-LITE	PRO-LITE	PRO-LITE	PRO-LITE
	Security System	Option / Accessory	Option / Accessory	Option / Accessory	Option / Accessory	Option / Accessory	Option / Accessory	Option / Accessory
	Speedometer	LE Option	Digital	SnowCheck Select Option	Digital	SnowCheck Select Option	Digital	SnowCheck Select Option
	Tachometer	LE Option	Digital	SnowCheck Select Option	Digital	SnowCheck Select Option	Digital	SnowCheck Select Option
	Temp / Low Oil Light	LE Option	High Temp / Low Oil Light	SnowCheck Select Option	High Temp / Low Oil Light	SnowCheck Select Option	High Temp / Low Oil Light	SnowCheck Select Option
	Windshield	LE Option	RMK® Low, Black	SnowCheck Select Option	RMK® Low, Black	SnowCheck Select Option	RMK® Low, Black	SnowCheck Select Option





800 SKS155	600 PRO-RMK <sup>®</sup> 155	600 RMK <sup>®</sup> 144	600/800 SWITCHBACK <sup>®</sup> ASSAULT <sup>™</sup> 144	600 SWITCHBACK <sup>®</sup> SP 144	600/800 SWITCHBACK <sup>®</sup> PRO-S	800 SWITCHBACK <sup>®</sup> PRO-X SNOWCHECK EXCLUSIVE	600/800 SWITCHBACK <sup>®</sup> ADVENTURE
11.5 / 43.5	11.5 / 43.5	12 / 45.4	12 / 45.4	12 / 45.4	12 / 45.4	12 / 45.4	12 / 45.4
49.125 / 124.7	49.125 / 124.7	46 / 117	54.5 / 138.4	54.5 / 138.4	46 / 116.8	48 / 121.9	49 / 124.5
46.5 / 118.1	46.5 / 118.1	46.5 / 118.1	47 / 119.4	47 / 119.4	47 / 119.4	47 / 119.4	47 / 119.4
One	One	One	One	One	One	One	Two
39 - 40 - 41 / 99.1 - 101.6 - 104.1	39 - 40 - 41 / 99.1 - 101.6 - 104.1	39 - 40 - 41 / 99.1 - 101.6 - 104.1	42.5 / 108	42.5 / 108	42.5 / 108	42.5 / 108	42.5 / 108
443 / 200.9	412 / 186.9	455 / 206	456 / 207	454 / 206	447 / 202.8 // 446 / 202.3	450 / 204	492 / 223.2 // 491 / 222.7
131 / 332.75	131 / 332.75	125 / 317.5	125 / 317.5	125 / 317.5	121 / 307.4	121 / 307.4	121 / 307.4
AXYS <sup>®</sup> RMK <sup>®</sup> LWT	AXYS <sup>®</sup> RMK <sup>®</sup> LWT	AXYS <sup>®</sup> Radial	AXYS <sup>®</sup> Radial	AXYS <sup>®</sup> Radial	AXYS <sup>®</sup> Radial	AXYS <sup>®</sup> Radial	AXYS <sup>®</sup> Radial
Chaincase	QuickDrive <sup>®</sup>	Chaincase	Chaincase	Chaincase	Chaincase	Chaincase	Chaincase
P-85 / TEAM <sup>®</sup> LWT	P-85 / TEAM <sup>®</sup> LWT	P-85 / TEAM <sup>®</sup> LWT	P-85 / TEAM <sup>®</sup> LWT	P-85 / TEAM <sup>®</sup> LWT	P-85 / TEAM <sup>®</sup> LWT	P-85 / TEAM <sup>®</sup> LWT	P-85 / TEAM <sup>®</sup> LWT
Single, 3 Stage VES w/ Smart Actuator	SCVES, Single	SCVES, Single	SCVES, Single // 3 Stage VES	SCVES, Single	SCVES, Single // 3 Stage VES	Single, 3 Stage VES w/ Smart Actuator	SCVES, Single // 3 Stage VES
Cleanfire <sup>®</sup> Injection	Cleanfire <sup>®</sup> Injection	Cleanfire <sup>®</sup> Injection	Cleanfire <sup>®</sup> Injection	Cleanfire <sup>®</sup> Injection	Cleanfire <sup>®</sup> Injection	Cleanfire <sup>®</sup> Injection	Cleanfire <sup>®</sup> Injection
Cleanfire <sup>®</sup> 3D	DC-SDI	DC-SDI	DC-SDI // Cleanfire <sup>®</sup> 3D	DC-SDI	DC-SDI // Cleanfire <sup>®</sup> 3D	Cleanfire <sup>®</sup> 3D	DC-SDI // Cleanfire <sup>®</sup> 3D
Liquid Cooled	Liquid Cooled	Liquid Cooled	Liquid Cooled	Liquid Cooled	Liquid Cooled	Liquid Cooled	Liquid Cooled
2 - 795	2 - 599	2 - 599	2 - 599 // 2 - 795	2 - 599	2 - 599 // 2 - 795	2 - 795	2 - 599 // 2 - 795
85 x 70	77.25 x 64	77.25 x 64	77.25 x 64 // 85 x 70	77.25 x 64	77.25 x 64 // 85 x 70	85 x 70	77.25 x 64 // 85 x 70
Walker Evans <sup>®</sup>	Walker Evans <sup>®</sup>	RydeFX <sup>®</sup> MPV	Walker Evans <sup>®</sup>	FOX <sup>®</sup> IFP	Walker Evans <sup>®</sup>	SnowCheck Select Option	FOX <sup>®</sup>
Comp. Adj. Piggyback	Impact-Extruded Monotube		Comp. Adj. Piggyback Needle		Comp. Adj. Piggyback Needle		Comp. Adj. Piggyback
AXYS <sup>®</sup> RMK <sup>®</sup> Adjustable	AXYS <sup>®</sup> RMK <sup>®</sup> Adjustable	AXYS <sup>®</sup> RMK <sup>®</sup> Adjustable	AXYS <sup>®</sup>	AXYS <sup>®</sup>	AXYS <sup>®</sup>	AXYS <sup>®</sup>	AXYS <sup>®</sup>
Walker Evans <sup>®</sup>	Walker Evans <sup>®</sup>	RydeFX <sup>®</sup> MPV	Walker Evans <sup>®</sup>	FOX <sup>®</sup> IFP	Walker Evans <sup>®</sup>	SnowCheck Select Option	FOX <sup>®</sup> Comp. Adj.
Impact-Extruded Monotube	Impact-Extruded Monotube		Piggyback Comp. Adj.		Piggyback Comp. Adj.		
9 / 22.9	9 / 22.9	9.3 / 23.6	9.5 / 24.1	9.3 / 23.6	9.3 / 23.6	9.9 / 25.2	9.3 / 23.6
AXYS <sup>®</sup> RMK <sup>®</sup>	AXYS <sup>®</sup> RMK <sup>®</sup>	IGX 144	IGX 144	IGX 144	PRO-XC <sup>™</sup>	PRO-XC <sup>™</sup>	PRO-XC <sup>™</sup>
Walker Evans <sup>®</sup>	Walker Evans <sup>®</sup>	RydeFX <sup>®</sup> MPV	Walker Evans <sup>®</sup>	FOX <sup>®</sup> IFP	Walker Evans <sup>®</sup>	SnowCheck Select Option	FOX <sup>®</sup> Coil-Over Air
Comp. Adj. Piggyback	Impact-Extruded Monotube		Piggyback Comp. Adj.		Comp. Adj. Piggyback Needle		
16 / 40.6	16 / 40.6	16 / 40.6	16 / 40.6	16 / 40.6	13.4 / 34	13.4 / 34	13.4 / 34
Gripper	Gripper	Gripper	PRO-STEER	PRO-STEER	PRO-STEER	PRO-STEER	PRO-STEER
15 x 155 x 2.4 Series 5.1	15 x 155 x 2.4 Series 5.1	15 x 144 x 2.0 Series 4	15 x 144 x 1.35 Cobra	15 x 144 x 1.35 Cobra	15 X 137 X 1.25 RipSaw II	SnowCheck Select Option	15 X 137 X 1.35 Cobra
Accessory	Accessory	Accessory	Accessory	Accessory	Accessory	Accessory	2 Standard (AC & DC)
White Lightning	Velocity Blue	INDY <sup>®</sup> Red	Black Pearl	INDY <sup>®</sup> Red	Velocity Blue // White Lightning	SnowCheck Select Option	Titanium
Standard	Option / Accessory	Option / Accessory	Option / Accessory	Option / Accessory	Option / Accessory	SnowCheck Select Option	Standard
Mechanical	Mechanical	Electronic	Electronic	Electronic	Electronic	Electronic	Electronic
Std. Adjustable	Std. Adjustable	Std. Adjustable	Std. Adjustable	Std. Adjustable	Std. Adjustable	Std. Adjustable	Std. Adjustable
High-Rise ProTaper <sup>®</sup>	High-Rise ProTaper <sup>®</sup>	Steel 144"	Aluminum ProTaper <sup>®</sup>	Steel 144"	One Piece w/ Hooks	One Piece w/ Hooks	One Piece w/ Hooks
N/A	N/A	3.5" (89mm) Fixed	3.5" (89mm) Fixed	3.5" (89mm) Fixed	2.36" (60mm) Fixed	SnowCheck Select Option	2.36" (60mm) Fixed
N/A	N/A	N/A	N/A	N/A	Accessory	Accessory	Accessory
Accessory	Accessory	Accessory	Accessory	Accessory	Accessory	Accessory	Standard
N/A	N/A	N/A	Accessory	Accessory	Accessory	Accessory	Std./Accessory
PERC <sup>®</sup>	PERC <sup>®</sup>	PERC <sup>®</sup>	PERC <sup>®</sup>	PERC <sup>®</sup>	PERC <sup>®</sup>	PERC <sup>®</sup>	PERC <sup>®</sup>
Accessory	Accessory	Standard	Standard	Accessory	Accessory	Standard	Standard Lock & Ride <sup>®</sup>
PRO-LITE	PRO-LITE	AXYS <sup>®</sup> Performance	AXYS <sup>®</sup> Performance	AXYS <sup>®</sup> Performance	AXYS <sup>®</sup> Performance	AXYS <sup>®</sup> Performance	AXYS <sup>®</sup> Performance
Option / Accessory	Option / Accessory	Option / Accessory	Option / Accessory	Option / Accessory	Option / Accessory	Option / Accessory	Option / Accessory
Digital	Digital	Digital	Digital	Digital	Digital	SnowCheck Select Option	Polaris <sup>®</sup> Interactive Digital Display (800 only)
Digital	Digital	Digital	Digital	Digital	Digital	SnowCheck Select Option	Polaris <sup>®</sup> Interactive Digital Display (800 only)
High Temp / Low Oil Light	High Temp / Low Oil Light	High Temp / Low Oil Light	High Temp / Low Oil Light	High Temp / Low Oil Light	High Temp / Low Oil Light	SnowCheck Select Option	High Temp / Low Oil Light
RMK <sup>®</sup> Mid, Matte Black	RMK <sup>®</sup> Low, Black	RMK <sup>®</sup> Mid, Smoke	RMK <sup>®</sup> Mid, Matte Black	AXYS <sup>®</sup> Mid, Smoke	AXYS <sup>®</sup> Mid, Smoke	SnowCheck Select Option	AXYS <sup>®</sup> Tall, Smoke



# 2017 SPECS



MODEL NAME		600/800 RUSH® XCR	600/800 RUSH® PRO-S	800 RUSH® PRO-X SNOWCHECK EXCLUSIVE	600 INDY® SP	600 INDY®	550 INDY®	550 INDY® 144	550 INDY® LXT 144
DIMENSIONS	Fuel Capacity (gallons/liters)	12 / 45.4	12 / 45.4	12 / 45.4	11.5 / 43.5	11.5 / 43.5	11.5 / 43.5	11.5 / 43.5	11.5 / 43.5
	Overall Height (in./cm.)	46 / 116.8	46 / 116.8	48 / 121.9	48 / 122	48 / 122	48 / 122	48 / 122	54 / 137
	Overall Width (in./cm.)	47 / 119.4	47 / 119.4	47 / 119.4	48 / 122	48 / 122	48 / 122	48 / 122	48 / 122
	Person Capacity	One	One	One	One	One	One	One	Two
	Ski Center Distance (in./cm.)	42.5 / 108	42.5 / 108	42.5 / 108	42.5 / 108	42.5 / 108	42.5 / 108	42.5 / 108	42.5 / 108
	Estimated Dry Weight (lbs./kg.)	449 / 203.7 // 448 / 203.2	432 / 196 // 431 / 195.5	435 / 197.3	449 / 204	447 / 203	422 / 191.4	429 / 194.5	467 / 212
	Overall Length (in./cm.)	114 / 289.6	114 / 289.6	114 / 289.6	114 / 289	114 / 289	114 / 289	124 / 315	124 / 315
ENGINE & DRIVETRAIN	Disc Brake Type	AXYS® Race Radial	AXYS® Radial	AXYS® Radial	Phantom, Hydraulic	Phantom, Hydraulic	RMK® Hydraulic	RMK® Hydraulic	RMK® Hydraulic
	Drive System Type	Chaincase	Chaincase	Chaincase	Chaincase	Chaincase	Chaincase	Chaincase	Chaincase
	Drive/Driven Clutch	P-85 / TEAM® LWT	P-85 / TEAM® LWT	P-85 / TEAM® LWT	P-85 / TEAM® LWT	P-85 / TEAM® LWT	CVTech PowerBloc50 / Invince	CVTech PowerBloc50 / Invince	CVTech PowerBloc50 / Invince
	Exhaust	SC VES, Single // 3 Stage VES	SC VES, Single // 3 Stage VES	Single, 3 Stage VES w/Actuator	SC VES, Single	SC VES, Single	Single	Single	Single
	Fuel System	Cleanfire® Injection	Cleanfire® Injection	Cleanfire® Injection	Cleanfire® Injection	Cleanfire® Injection	Carbureted	Carbureted	Carbureted
	Ignition	DC-SDI // Cleanfire® 3D	DC-SDI // Cleanfire® 3D	Cleanfire® 3D	DC-SDI	DC-SDI	DC-SDI	DC-SDI	DC-SDI
	Engine Type/Cooling	Liquid Cooled	Liquid Cooled	Liquid Cooled	Liquid Cooled	Liquid Cooled	Fan Cooled	Fan Cooled	Fan Cooled
	Cylinders-Displacement (cc)	2 - 599 // 2 - 795	2 - 599 // 2 - 795	2 - 795	2 - 599	2 - 599	2 - 544	2 - 544	2 - 544
	Bore x Stroke (mm)	77.25 x 64 // 85 x 70	77.25 x 64 // 85 x 70	85 x 70	77.25 x 64	77.25 x 64	73 x 65	73 x 65	73 x 65
SUSPENSION	Front Shocks	Walker Evans® Hi-Lo Speed Comp. Adj. Piggyback Needle	Walker Evans® Comp. Adj. Piggyback Needle	SnowCheck Select Option	FOX®, IFP	RydeFX® MPV	RydeFX® MPV	RydeFX® MPV	RydeFX® MPV
	Front Suspension	AXYS®	AXYS®	AXYS®	PRO-RIDE®	PRO-RIDE®	PRO-RIDE®	PRO-RIDE®	PRO-RIDE®
	Front Track Shock	Walker Evans® Hi-Lo Speed 2.0" Comp. Adj. Piggyback Needle	Walker Evans® Comp. Adj. Piggyback	SnowCheck Select Option	FOX®, IFP	RydeFX® MPV	RydeFX® MPV	RydeFX® MPV	RydeFX® MPV
	Front Travel (in./cm.)	9.3 / 23.6	9.3 / 23.6	9.9 / 25.2	9 / 22.9	9 / 22.9	7.1 / 18	7.1 / 18	7.1 / 18
	Rear Suspension	PRO-XC™	PRO-XC™	PRO-XC™	INDY®	INDY®	INDY®	INDY®	INDY®
	Rear Track Shock	Walker Evans® Hi-Lo Speed Comp. Adj. Piggyback Needle	Walker Evans® Comp. Adj. Piggyback Needle	SnowCheck Select Option	FOX®, IFP	RydeFX® MPV	RydeFX® MPV	RydeFX® MPV	RydeFX® MPV
	Rear Travel (in./cm.)	13.6 / 34.5	13.6 / 34.5	13.6 / 34.5	13.9 / 35.3	13.9 / 35.3	13.9 / 35.3	14.1 / 35.8	14.1 / 35.8
	Ski Type	PRO-STEER	PRO-STEER	PRO-STEER	PRO-STEER	INDY®	PRO-STEER	PRO-STEER	PRO-STEER
FEATURES	Track Width/Length/Height (in.)	15 x 121 x 1.35 Cobra	15 X 120 X 1.25 Ripsaw II	SnowCheck Select Option	15 x 121 x 1.0 HackSaw	15 x 121 x .91 Shockwave	15 x 121 x .91 Shockwave	15 x 144 x 1.35 Cobra	15 x 144 x 1.0 Energy
	12v Outlet	Accessory	Accessory	Accessory	Accessory	Accessory	Accessory	Accessory	Accessory
	Color / Graphics	INDY® Red	Black Pearl // INDY® Red	SnowCheck Select Option	White Lightning	Sonic Blue	White Lightning	White Lightning	INDY® Red
	Electric Start	Option / Accessory	Option / Accessory	SnowCheck Select Option	Option / Accessory	Option / Accessory	Option / Accessory	Option / Accessory	Standard
	Fuel Gauge	Electronic	Electronic	Electronic	Mechanical	Mechanical	Mechanical	Mechanical	Mechanical
	Hand & Thumb Warmers	Std. Adjustable	Std. Adjustable	Std. Adjustable	Std. Adjustable	Std. Adjustable	Std. Adjustable	Std. Adjustable	Std. Adjustable
	Handlebar Type	One Piece IQR Hooked	One Piece w/ Hooks	One Piece w/ Hooks	Standard One Piece	Standard One Piece Low	Standard One Piece	Standard One Piece	Standard One Piece
	Riser Type	3.5" (89mm) Fixed	2.36" (60mm) Fixed	SnowCheck Select Option	3.5" (89mm) Fixed	3.5" (89mm) Fixed	3.5" (89mm) Fixed	3.5" (89mm) Fixed	3.5" (89mm) Fixed
	Heated Passenger Grips	N/A	N/A	N/A	N/A	N/A	N/A	N/A	N/A
	Mirrors	Accessory	Accessory	Accessory	Accessory	Accessory	Accessory	Accessory	Standard
	Rear Rack / Tow Hitch	Accessory	Accessory	N/A	Accessory	Accessory	Accessory	Accessory	Standard / Accessory
	Reverse	PERC®	PERC®	PERC®	PERC®	PERC®	PERC®	PERC®	PERC®
	Storage	Accessory	Accessory	Standard	Accessory	Accessory	Accessory	Accessory	Accessory
	Seat Type	AXYS® Performance	AXYS® Performance	AXYS® Performance	INDY® PRO-RIDE®	INDY® PRO-RIDE®	INDY® PRO-RIDE®	INDY® PRO-RIDE®	2-Up Fixed Backrest
	Security System	Option / Accessory	Option / Accessory	Option / Accessory	Option / Accessory	Option / Accessory	N/A	N/A	N/A
	Speedometer	Digital	Digital	SnowCheck Select Option	Digital	Digital	Digital	Digital	Digital
	Tachometer	Digital	Digital	SnowCheck Select Option	Digital	Digital	Digital	Digital	Digital
	Temp / Low Oil Light	High Temp / Low Oil Light	High Temp / Low Oil Light	SnowCheck Select Option	High Temp / Low Oil Light	High Temp / Low Oil Light	Low Oil Light	Low Oil Light	Low Oil Light
	Windshield	AXYS® Mid, Smoke	AXYS® Mid, Smoke	SnowCheck Select Option	PRO-RIDE® Mid, 14.5"	PRO-RIDE® Mid, 14.5"	PRO-RIDE® Mid, 14.5"	PRO-RIDE® Mid, 14.5"	PRO-RIDE® Tall, 20"

Polaris reserves the right to change specifications at any time without incurring obligation. All performance and/or feature and benefit claims are based upon competitive data available at time of printing.





550 INDY® LXT 144	550 INDY® ADVENTURE 155	550 INDY® ADVENTURE 144	600 VOYAGEUR® 144	550 VOYAGEUR® 144	550 VOYAGEUR® 155	600 IQ® WIDETRAK	550 WIDETRAK LX	120 INDY®
11.5 / 43.5	11.5 / 43.5	11.5 / 43.5	12 / 45.4	11.5 / 43.5	11.5 / 43.5	14.3 / 54.1	11 / 41.6	5 / 1.9
54 / 137	56 / 142	54 / 137	54.5 / 138.5	54 / 137	56 / 142	52.75 / 134	51 / 129.5	31 / 78
48 / 122	48 / 122	48 / 122	45 / 114.3	46.5 / 118	48 / 122	48 / 122	43.5 / 110.5	34 / 86
Two	Two	Two	One	One	One	Two	Two	One
42.5 / 108	39 / 99.1	42.5 / 108	39 - 40 - 41 / 99.1 - 101.6 - 104.1	39 - 41 / 99.1 - 104.1	39 / 99.1	42.5 / 108	38 / 96.5	30 / 76
467 / 212	524 / 238	498 / 226	486 / 220	465 / 211	478.5 / 217	671 / 304	613 / 278	147 / 66
124 / 315	132.25 / 335.9	124 / 315	127 / 322.6	131.8 / 332.2	132.25 / 335.9	137 / 348	128 / 325.1	75 / 190
RMK® Hydraulic	RMK® Hydraulic	RMK® Hydraulic	AXYS® Radial	RMK® Hydraulic	RMK® Hydraulic	RMK® Hydraulic	RMK® Hydraulic	Mechanical Drum
Chaincase	Chaincase	Chaincase	Chaincase	Chaincase	Chaincase	Chaincase	Chaincase	Chaincase
CVTech PowerBloc50 / In Vance	CVTech PowerBloc50 / In Vance	CVTech PowerBloc50 / In Vance	P-85 / TEAM® LWT	CVTech PowerBloc50 / In Vance	CVTech PowerBloc50 / In Vance	P-85 / TEAM® LWT	P-85 / TEAM® LWT	P-40
Single	Single	Single	SC VES, Single	Single	Single	SC VES, Single	Single	Single
Carbureted	Carbureted	Carbureted	Cleanfire® Injection	Carbureted	Carbureted	Cleanfire® Injection	Carbureted	1 - BV18
DC-SDI	DC-SDI	DC-SDI	DC-SDI	DC-SDI	DC-SDI	DC-SDI	DC-SDI	Transistor
Fan Cooled	Fan Cooled	Fan Cooled	Liquid Cooled	Fan Cooled	Fan Cooled	Liquid Cooled	Fan Cooled	Fan Cooled
2 - 544	2 - 544	2 - 544	2 - 599	2 - 544	2 - 544	2 - 599	2 - 544	1 - 121
73 x 65	73 x 65	73 x 65	77.25 x 64	73 x 65	73 x 65	77.25 x 64	73 x 65	60 x 43
RydeFX® MPV	RydeFX® MPV	RydeFX® MPV	RydeFX® MPV	RydeFX® MPV	RydeFX® MPV	Nitrex	Nitrex	Steel Monotube
PRO-RIDE®	PRO-RIDE® RMK®	PRO-RIDE®	AXYS® RMK® Adjustable	PRO-RIDE® RMK® Adjustable	PRO-RIDE® RMK® Adjustable	IQ®	IFS	IFS
RydeFX® MPV	RydeFX® MPV	RydeFX® MPV	RydeFX® MPV	RydeFX® MPV	RydeFX® MPV	Gas IFP	Nitrex	N/A
7.1 / 18	9 / 22.9	7.1 / 18	9.3 / 23.6	7.1 / 18	9 / 22.9	10 / 25.4	7.2 / 18.4	3 / 7.6
INDY®	INDY® Articulated	INDY®	IGX 144	INDY®	INDY® Articulated	WideTrak Articulated	WideTrak Articulated	Mini INDY®
RydeFX® MPV	RydeFX® MPV	RydeFX® MPV	RydeFX® MPV	RydeFX® MPV	RydeFX® MPV	Gas IFP	Nitrex	N/A
14.1 / 35.8	15 / 38	14.1 / 35.8	16 / 40.6	14.1 / 35.8	15 / 38	11 / 28	9 / 22.9	7 / 17.78
PRO-STEER	PRO-FLOAT	PRO-STEER	Gripper	Gripper	PRO-FLOAT	Gripper	PRO-FLOAT	Composite
15 x 144 x 1.0 Energy	15 x 155 x 1.6 Cobra	15 x 144 x 1.35 Cobra	15 x 144 x 2.0 Series 4	15 x 144 x 1.35 Cobra	15 x 155 x 1.6 Cobra	20 x 156 x 1.25	20 x 156 x 1.00 Shockwave	10 x 69 x .79 Tri-Star
Accessory	Accessory	Accessory	Accessory	Accessory	Accessory	Standard	Standard	N/A
Blue Fire Metallic	Titanium	Titanium	White Lightning	White Lightning	White Lightning	Black	Black	White Lightning
Standard	Standard	Standard	Standard	Standard	Standard	Standard	Standard	N/A
Mechanical	Mechanical	Mechanical	Electronic	Mechanical	Mechanical	Electronic	Mechanical	N/A
Std. Adjustable	Std. Adjustable	Std. Adjustable	Std. Adjustable	Std. Adjustable	Std. Adjustable	Std. Adjustable	Std. Adjustable	N/A
Standard One Piece	Utility Mid One Piece	Utility Mid One Piece	Steel 144"	Standard One Piece	Utility Mid One Piece	Utility One Piece	Utility Tail One Piece	Mini INDY®
3.5" (89mm) Fixed	3.5" (89mm) Fixed	3.5" (89mm) Fixed	3.5" (89mm) Fixed	3.5" (89mm) Fixed	3.5" (89mm) Fixed	Fixed	Fixed	Fixed
N/A	N/A	N/A	N/A	N/A	N/A	Std. Adjustable	Accessory	N/A
Standard	Standard	Standard	Accessory	Accessory	Accessory	Standard	Accessory	N/A
Standard / Accessory	Standard	Standard	Standard	Standard	Standard	Standard	Standard	N/A
PERC®	PERC®	PERC®	PERC®	PERC®	PERC®	Hi - Low - N - PERC®	Hi - Low - N - PERC®	N/A
Accessory	Standard	Standard	Standard	Accessory	Accessory	Standard	Standard	N/A
2-Up Fixed Backrest	INDY® PRO-RIDE®, Lock & Ride®	INDY® PRO-RIDE®, Lock & Ride®	AXYS® Performance	INDY® PRO-RIDE®	INDY® PRO-RIDE®	2 Pass. w/ Storage, Adj.	2 Pass. w/ Storage, Adj.	Mini INDY®
N/A	N/A	N/A	N/A	N/A	N/A	N/A	Analog	N/A
Digital	Digital	Digital	Digital	Digital	Digital	Digital	Analog	N/A
Digital	Digital	Digital	Digital	Digital	Digital	Digital	N/A	N/A
Low Oil Light	Low Oil Light	Low Oil Light	High Temp / Low Oil Light	Low Oil Light	Low Oil Light	High Temp / Low Oil Light	Low Oil Light	Low Oil Light
PRO-RIDE® Tall, 20"	PRO-RIDE® Tall, 20"	PRO-RIDE® Tall, 20"	AXYS® Tall, 20"	PRO-RIDE® Tall, 20"	PRO-RIDE® Tall, 20"	22", Clear	20", Clear	Mini INDY®



# SEE LIMITLESS POSSIBILITIES

**True Factory Customization.** Now's your chance to get out in front with the Rider Balanced® AXYS® Chassis on 2017 Polaris® RMK®, RUSH® & Switchback® models. And it's the only time to grab one of these Limited Edition sleds with exclusive features or a PRO-X model for the ultimate in big-bump control. But hurry, Polaris SnowCheck Select ends April 12, 2016.







# 3 SIMPLE STEPS TO TRUE FACTORY CUSTOMIZATION!

## STEP 1 // CHOOSE YOUR SLED

CHASSIS, ENGINE, TRACK

## STEP 2 // CHOOSE YOUR COLOR

PANELS, TUNNELS, RAILS

## STEP 3 // CHOOSE YOUR OPTIONS

SHOCKS, BARS, GAUGE, WINDSHIELD, STARTER

YOUR OPTIONS ARE ENDLESS.  
EXPERIENCE A WHOLE NEW RIDE.

# CUSTOMIZE YOUR SLED

EXACTLY HOW YOU WANT IT.

2017 **SNOWCHECK SELECT**  
TRUE FACTORY CUSTOMIZATION // ENDS APRIL 12, 2016





canadianavalanchecentre

treadlightly!  
LEAVING A GOOD IMPRESSION



**WINNING  
RIDERS PROGRAM**



For every sled sold, Polaris makes a donation to your state or provincial association to help build awareness and membership.

**TERRAIN  
DOMINATION**



**POLARIS**

Photographed using a highly skilled professional operator under controlled conditions. Polaris recommends that all riders take a training course. Do not attempt maneuvers beyond your capability. Always wear a helmet and other safety apparel. Never drink and ride. Snowmobiles depicted in this brochure may feature Polaris' parts and accessories and are not standard features of the base model snowmobile they accompany. All performance and/or feature and benefit claims are based upon competitive data available at time of printing. For your nearest dealer, call 1-800-POLARIS or go to [www.terrain domination.com](http://www.terrain domination.com). Unless noted, trademarks are the property of Polaris Industries Inc. Pro Taper® is a registered trademark of Lacy Distribution, Inc. TEAM® is a registered trademark of TEAM Industries RydeFX® is a registered trademark and Ryde AFX® is a trademark of Arvin Technologies, Inc. FOX® is a trademark of FOX Factory Inc. Walker Evans® is a trademark of Walker Evans Enterprises Corporation. All pricing, specifications, claims, and information contained in this brochure are based upon current knowledge and printed material available at time of publication. All pricing, specifications, and descriptions are subject to change without notice, and Polaris assumes no responsibility for changes in pricing or specifications. Polaris assumes no responsibility for any inaccuracies, opinions, or omissions in this brochure.

Polaris Industries LTD, 50 Prairie Way, Winnipeg, Manitoba Canada R2J 3J8  
(204) 925-7100 Fax (204) 925-7110

Polaris Sales Inc., 2100 Hwy. 55, Medina, MN 55340  
(763) 542-0500 Fax (763) 542-0599

©2016 Polaris Industries Inc. Printed in USA. Part # 9930279