

WE GET YOU HERE
BECAUSE HERE IS
WHERE YOU WANT
TO BE.

WE LIVE AT THE HEART OF THE RIDE.

Because we believe every moment on the snow should be a reason to ride again. To experience more of what unites us as snowmobilers and to forge deeper bonds in the wild, snowy places we live to ride in. Together, we are **BORN FOR MORE.**



RMK[®]

LIGHTEST. STRONGEST. MOST FLICKABLE.
DEEP SNOW: PGS. 10-17



SWITCHBACK[®]

SMOOTHEST RIDING. MOST VERSATILE.
ON & OFF TRAILS: PGS. 18-23

2019



INDY[®]
LEGENDARY PERFORMANCE. SIMPLY FUN.
PERFORMANCE: PGS. 24-29



RUSH[®]
SHARPEST HANDLING.
QUICKEST ACCELERATING.
TRAIL PERFORMANCE: PGS. 30-31



TITAN[™]
WORLD'S MOST CAPABLE CROSSOVER.
ON & OFF TRAILS: PGS. 32-35



VOYAGEUR[®]
LIMITLESS POSSIBILITIES.
RECREATIONAL UTILITY: PGS. 36-39

Emil Ahrling




Marlene Fore Frantzen



Sondre Zachariassen



Emil Ahrling



Emil Ahrling



THE BEST SPORT ON SNOW AND THE BEST TEAM IN THE SPORT.

Polaris® Snowmobiles are about more. More time spent exploring. More riding firsts. More thrilling moments. More connection and more appreciation for the escape you can only experience on the snow. We design the best sleds, built by the best team, ridden by the best riders and delivered through the best experiences—so that more precision, control, and confidence lives in every single ride.



Fanny Nilsson



ALL-NEW POLARIS® 850 PATRIOT™ ENGINE AVAILABLE IN YOUR FAVORITE SLEDS

Introducing the all-new Polaris® 850 Patriot™, the most powerful snowmobile engine ever built by Polaris®, built with pride in the USA. The 850 Patriot™ builds on the legendary 25-year heritage of Polaris® Liberty® engines and creates an all-new benchmark for durability, acceleration, and response.



LIBERTY®
850 PATRIOT™



RMK®
2019 850 PRO-RMK 174 3" P100



RMK®
2019 850 PRO-RMK 163 3"



RMK®
2019 850 PRO-RMK 163 P100



RMK®
2019 850 PRO-RMK 155 3"



RMK
2019 850 PRO-RMK 155 PIDD



SKS
2019 850 SKS 155 PIDD



SKS
2019 850 SKS 155



SKS
2019 850 SKS 155



SKS
2019 850 SKS 146



SKS
2019 850 SKS 146



SWITCHBACK
2019 850 SWITCHBACK ASSAULT 144 PIDD



INDY
2019 850 INDY XC 129 PIDD



SWITCHBACK
2019 850 SWITCHBACK XCR PIDD

ENGINE CHOICES FOR EVERY RIDER.

No two riders are exactly alike, so that's why we offer a complete line-up of engines. Whether you take the tightest tree lines in the deep powder with the ultimate responsiveness of our all-new 850 Patriot™ or cruise the trails with the proven fan-cooled 550, we're proud to deliver the fun factor that keeps you pushing more miles with more reliability and more confidence. Built to integrate seamlessly with the lightweight and agile Polaris® chassis, Polaris snowmobiles feature class-leading power-to-weight ratios and set a new benchmark for ultimate performance.



LIBERTY® 850 PATRIOT™

Introducing the all-new, Polaris® 850 Patriot™, designed for class-leading durability, responsiveness, unrivaled acceleration and industry best power-to-weight. The most powerful snowmobile engine ever built by Polaris®.



LIBERTY® 800 H.O. CLEANFIRE®

The "Proven Polaris Benchmark", is part of the Polaris family of Liberty engines built in the USA. This engine was developed in conjunction with the AXYS® platform to deliver ultimate responsiveness, performance, and quality.



LIBERTY® 600 CLEANFIRE®

The 600 Cleanfire® engine is part of the Polaris family of Liberty engines built in the USA. This engine is a 600cc, liquid-cooled, SDI engine that provides proven reliable performance, instant acceleration, easy starting and great response.



550 FAN

Proven, durable, fan-cooled snowmobile engine provides reliable performance at a great value.

**NEW CYLINDER AND
CYLINDER HEAD**

OPTIMIZED FOR
STRATEGIC COOLING

**NEW ELECTRICAL
SYSTEM**

QUICKER STARTING,
MAXIMUM ELECTRICAL
POWER AT IDLE/LOW RPM

NEW PISTON

OPTIMIZED FOR
RELIABILITY AND
DURABILITY

NEW CRANKSHAFT

STRONG AND STIFF WHILE
MAINTAINING LOW INERTIA

**NEW STRATEGIC
ENGINE MOUNTING**


MINIMIZES VIBRATION
TO THE RIDER AND
MAXIMIZES BELT LIFE

**NEW COOLANT BOTTLE
WITH INTEGRATED
THERMOSTAT**

MAXIMUM DURABILITY AND
COOLING EFFICIENCY

NEW THROTTLE BODY

LIGHT, SIMPLE DURABLE DESIGN





Emil Ahrling

A NEW WAY UP FOR THE REST TO FOLLOW.

Experience the RMK® and discover why it's the world's greatest mountain sled. Go to places you've imagined but few have been. Get there the only way you can – on the lightest mountain sled in the industry. Explore, challenge yourself and lead the way only with RMK®.

Emil Ahrling

RMK[®]

LIGHTEST. STRONGEST. MOST FLICKABLE.

INSTANTANEOUS LIFT

The combination of the raised and lightweight AXYS[®] chassis, a powerful Polaris[®] engine like the 850 Patriot[™] or the 800 H.O. Cleanfire[®], and Polaris-exclusive track designs pop the RMK[®] on top of the snow.

RIDER BALANCED[®] CONTROL

The AXYS[®] RMK[®] features Rider Balanced[®] positioning that delivers ultimate control for the rider. The all-new PRO-RMK[®] React[™] Front Suspension provides the most precise, effortless sidehilling and ride.

IMMEDIATE RESPONSE

The world's best mountain sled is built to be the lightest and most rigid, making it incredibly responsive to rider inputs. This allows you to change direction and maneuver confidently in all conditions.



NEW

MODEL

2019 **850 PRO-RMK 155 P100**



850 PRO-RMK[®]

THE WORLD'S BEST MOUNTAIN SLED

- > 850 Patriot™ Engine
- > PRO-RMK[®] React™ Front Suspension
- > Series 6 66mm or Series 7 76mm Track
- > Walker Evans[®] Monotube or Piggyback Shocks
- > QuickDrive[®] Low Inertia Drive System
- > Chaincase Drive System for 76mm Track Models





RMK[®]

LIGHTEST. STRONGEST. MOST FLICKABLE.

NEW PRO-RMK[®] REACT[™] FRONT SUSPENSION

- > Precise, Effortless Sidehills
- > **NEW** Geometry, Adjustable Design (36"-38")
- > **NEW** Forged A-Arms and Spindles
- > Swaybar Design for Handling & Stability
- > **NEW** SLS Lightweight Springs (850 PRO-RMK[®] only)

NEW 850 PATRIOT[™] ENGINE

- > The Most Powerful 2-Stroke Polaris[®] – Ever
- > More Power with Legendary Responsiveness
- > Industry-Leading Power-To-Weight

NEW POWDERTRAC[®] XT BOARDS

- > **NEW** Geometry for Improved Handling
- > Improved Ergos, Traction at Back of Board
- > Improved Sidehilling & Deep Snow Capabilities
- > Extruded Aluminum Construction
- > Exclusive to 850 PRO-RMK[®] 155 & 163 Models

Emil Ahrling



RMK[®]

LIGHTEST. STRONGEST. MOST FLICKABLE.



2019 **850 PRO-RMK 174 3\"**

PRO-RMK[®] **THE ULTIMATE MOUNTAIN SLED**


- > 850 Patriot™ / 800 H.O. / 600 Cleanfire® Engines
- > PRO-RMK® React™ Adjustable Front Suspension (36"-38")
- > 850 or 800: 66mm Series 6 / 76mm Series 7 Tracks
- > 850 or 800: Walker Evans® Monotube / Piggyback Shocks
- > 600: Walker Evans® Piggyback Shocks / 66mm Series 6 Track
- > QuickDrive® Low Inertia Drive System / Chaincase Drive System with 76mm Track Models



2019 **850 PRO-RMK 163 PIDD**



2019 **850 PRO-RMK 163 3\"**



Emil Ahrling



2019 **850 PRO-RMK 155 3"**



2019 **800 PRO-RMK 155**



2019 **600 PRO-RMK 155**



SKS



LIGHTEST. STRONGEST. MOST FLICKABLE.



2019 850 SKS 155

SKS

MOST VERSATILE DEEP SNOW SLED


- > 850 Patriot™ / 800 H.O. Cleanfire® Engine
- > RMK® 155 Rear Suspension: 57mm Peak / 66mm Series 6 Track
- > IGX 146 Rear Suspension: 57mm Series 5.2 Track
- > Walker Evans® Piggyback Shocks
- > Chaincase Drive System, Additional Cooling
- > Narrow Ski Stance (991-1041mm)
- > Electric start on 850



2019 850 SKS 155 P100



2019 850 SKS 155



Emil Ahrling



2019 **850 SKS 146**



2019 **850 SKS 146**



2019 **800 SKS 146**



TRAIL AND DEEP SNOW IN A PERFECT COMBINATION.

Experience Switchback® on the trail or in the deep snow with a sled born to give you the best of both worlds. Some days you follow the trail for miles, others you ride the backcountry for hours. All with the Polaris® Switchback®.



SWITCHBACK[®]

SMOOTHEST RIDING. MOST VERSATILE.

RIDER BALANCED[®] CONTROL

By placing the rider in the right location on the sled, we've built a sled that corners flat without sacrificing the fun factor of lifting the front end through the bumps or powder. More precise handling both on- and off-trail.

UNRIVALED ACCELERATION

When developing the AXYS[®] platform, Polaris[®] engineers minimized weight throughout the sled without compromising strength. Combined with powerful engines like the new 850 Patriot™ and class-leading power-to-weight ratios, the Switchback[®] gives you the best go-anywhere versatility.

RIDER-CENTRIC COMFORT

With ergonomic controls, integrated storage, enhanced wind protection, and industry-first LED headlights and gauge packages, comfort is woven directly into the AXYS[®] platform's design.

SWITCHBACK®

SMOOTHEST RIDING. MOST VERSATILE.

2019 600 SWITCHBACK ASSAULT 144



SWITCHBACK® ASSAULT® ULTIMATE BACKCOUNTRY CROSSOVER

- > 850 Patriot™ / 800 H.O. / 600 Cleanfire® Engines
- > IGX 144 Rear Suspension
- > 51mm Series 4 Track
- > Walker Evans® Piggyback Needle Shocks
- > PowderTrac® Hybrid Running Boards

2019 800 SWITCHBACK ASSAULT 144



2019 850 SWITCHBACK ASSAULT 144 PIDD





SWITCHBACK® SP 144

VERSATILE 50/50 CROSSOVER

- > 600 Cleanfire® Engine
- > IGX 144 Rear Suspension
- > 44 mm Backcountry Track
- > Polaris® IFP Shocks
- > PowderTrac® Hybrid Running Boards



2019 600 SWITCHBACK® SP 144



IGX 144 REAR SUSPENSION

The IGX 144 rear suspension provides RMK®-inspired off-trail agility and balance with a drastically improved on-trail ride. Pitch is controlled through geometry.

POWDERTRAC® HYBRID RUNNING BOARDS

The design is optimized for maximum snow clean out while maintaining extreme strength. These running boards are designed to serve the needs of riders on- and off-trail where the front is wide and flat for comfort and stability, while the rear has tapered, dual-angle design for mobility and snow clearance.

POLARIS® INDUSTRY-LEADING GAUGES

Polaris® offers industry-leading gauge packages including the Polaris® Interactive Digital Display which is a 109mm high resolution, full color, LCD digital display that connects with select features of Polaris® Ride Command, including GPS and Trail Maps. Also available is the LCD digital Polaris® MessageCenter Display.

SWITCHBACK®

SMOOTHEST RIDING. MOST VERSATILE.

600 SWITCHBACK® XCR

RACE READY STRENGTH & DURABILITY

- > 600 Cleanfire® Engine
- > PRO-XC™ Rear Suspension
- > Race-Proven, Heavy-Duty Suspension Components
- > 44mm Backcountry Track
- > Walker Evans® Hi-Lo Comp. Adj. Shocks
- > Race-Ready Brake System

POLARIS®
PRT
RACE TECHNOLOGY



2019 600 SWITCHBACK XCR





POLARIS®
PRT
RACE TECHNOLOGY



2019 850 SWITCHBACK XCR PIDD

850 SWITCHBACK® XCR PIDD

RACE READY STRENGTH & DURABILITY

- > 850 Patriot™ Engine
- > PRO-XC™ Rear Suspension
- > Race-Proven, Heavy-Duty Suspension Components
- > 44mm Backcountry Track
- > Walker Evans® Hi-Lo Comp. Adj. Shocks
- > Race-Ready Brake System





INDY®



LEGENDARY PERFORMANCE. SIMPLY FUN.

LEGENDARY PERFORMANCE

For over 30 years, the INDY® name has stood for performance. For 2019, the INDY is reborn with the NEW INDY XC 129 family built on the AXYS® platform and featuring the NEW PRO-CC™ rear suspension. Also new for 2019 is the INDY EVO™, a sled built for pure performance fun for new riders.


SIMPLY FUN

A day of riding is measured by miles and smiles. With comfortable seats, confidence-inspiring skis and integrated storage options – you'll be posting both all ride long.

PROVEN VALUE

The INDY® line-up is purpose-built for all riders. From new riders on the NEW INDY EVO™, to the 550 and 600 INDY, the touring capable 550 INDY LXT, and now the premium INDY XC 129. Every INDY® is designed and built to deliver confidence that makes your day on the snow the best it can be.





LEGENDARY INDY PERFORMANCE – REBORN.

For over 30 years, INDY® has brought family and friends together to ride. The 2019 lineup adds even more performance and fun to the legendary story. The next generation of INDY® has arrived to give more riders the chance to experience a perfect day on the throttle and in control.

INDY®

LEGENDARY PERFORMANCE. SIMPLY FUN.



NEW
MODEL
2019 850 INDY XC 129 PIDD

850 INDY® XC 129 PIDD

THE ULTIMATE CROSS-COUNTRY INDY®

- > 850 Patriot™ Engine
- > PRO-CC™ 129 Rear Suspension
- > Walker Evans® Piggyback Needle Shocks
- > 381mm x 3277mm x 38mm Storm 150 Track



600 INDY® XC 129

ULTRA PERFORMANCE TRAIL VERSATILITY

- > 600 Cleanfire® Engine
- > PRO-CC™ 129 Rear Suspension
- > Walker Evans® Piggyback Needle Shocks
- > 381mm x 3277mm x 38mm Storm 150 Track



NEW
MODEL

2019 **600 INDY XC 129**

TRAIL VERSATILITY

- > Accessory 2-Up Seat Available
- > Standard Underseat Storage Bag
- > Various Accessory Storage Options Available

NEW 129 PRO-CC™ SUSPENSION

- > Optimized Geometry to Control Pitch
- > Coupled Design
- > Delivers Quick Acceleration and Fun-Factor
- > **NEW** Easy-to-Adjust Walker Evans® Shock Package
- > **NEW** Lightweight Hyfax XT

NEW POWDERTRAC® TR BOARDS

- > Extruded Aluminum Construction
- > Enhanced Snow Cleanout
- > Updated Closeout Design for Less Snow Kick-up
- > Integrated Snow Skirt

INDY[®]

LEGENDARY PERFORMANCE. SIMPLY FUN.



INDY EVO™

NEW RIDERS

- > Compact Ergonomics
- > Easy Steering
- > Confident Stable Ride
- > 80.5 kph Top Speed
- > INDY EVO™ Front Suspension and Skis
- > With Electric Start



INDY® VALUE TRAIL

- > PRO-RIDE® Chassis
- > 550 Fan-Cooled Engine
- > Race-Proven Front Suspension
- > 381mm x 3073mm x 35mm Cobra Track
- > RydeFX® MPV Shocks



INDY® LXT TRAIL TOURING

- > PRO-RIDE® Chassis
- > 550 Fan-Cooled Engine
- > Cargo Rack
- > 2-up Seat and Backrest
- > Electric Start
- > Tall Windshield and Mirrors
- > Hitch

INDY® 550 ADVENTURE 155

VERSATILE, DO-IT-ALL VALUE

- > PRO-RIDE® Chassis
- > 550 Fan-Cooled Engine
- > 381mm x 3937mm x 41 mm Cobra Track
- > Lock & Ride® Convertible Passenger Seat & Cargo System
- > Electric Start
- > Articulated suspension
- > Tall Windshield and Mirrors
- > Hitch





RUSH[®]



SHARPEST HANDLING. QUICKEST ACCELERATING.

RIDER BALANCED[®] CONTROL

By placing the rider in the right location on the sled, we've built a sled that corners flat without sacrificing the fun factor. Better control in big bumps AND chatter bumps.

UNRIVALED ACCELERATION

When developing the AXYS[®] platform, Polaris[®] engineers minimized weight throughout the sled without compromising strength. Combined with powerful engines like the new 850 Patriot™ and class-leading power-to-weight ratios, the RUSH[®] is the ultimate in corner-to-corner quickness.

RIDER-CENTRIC COMFORT

With ergonomic controls, integrated storage, enhanced wind protection, and industry-first LED headlights and gauge packages, comfort is woven directly into the AXYS[®] platform's design.



GRAB THE LEAD YOU WERE BORN FOR.

Ride confidently with the ultimate control and corner-to-corner quickness only the Rider Balanced™ RUSH® with AXYS® chassis can deliver. Turn the tightest corners into your victory lap, erase bumps, grab the lead, and gain the edge you crave – only with RUSH®.

850 RUSH® XCR RACE READY STRENGTH & DURABILITY

- > 850 Patriot™ Engine
- > Race-Proven, Heavy-Duty Suspension Components
- > 44mm Backcountry Track
- > Walker Evans® Hi-Lo Comp. Adj. Shocks
- > Race-Ready Brake System

POLARIS®
PRT
RACE TECHNOLOGY

2019 850 RUSH® XCR





NATURE DOESN'T HAVE THE UPPER HAND ANYMORE.

Experience Polaris® TITAN™, the industry's most capable extreme crossover snowmobile. Have unrivaled confidence in the backcountry, working hard, or riding a familiar trail. Forge ahead, at work or play, with the first extreme crossover sled that puts an end to compromise.





TITAN™

WORLD'S MOST CAPABLE CROSSOVER.

RIDER BALANCED® CONTROL

The AXYS® Chassis positions the rider for optimum control in all riding situations and delivers unmatched handling in even the world's most extreme terrain and conditions.

DEEP SNOW AGILITY

The Polaris® TITAN™ delivers unmatched flotation and agility. Featuring an articulated rear suspension design that requires no adjustments to go from 2-up to towing large loads and allows you to easily backup over obstacles.

UNMATCHED CAPABILITIES

The Polaris® TITAN™ is equipped with rider-centric innovations to dominate in the most extreme conditions. TITAN™ offers unmatched cargo carrying and towing capabilities, along with innovative storage solutions. The Power Boosting Regulator delivers maximum electrical power at idle and low RPMs for comfort and convenience.



TITAN™

WORLD'S MOST CAPABLE CROSSOVER.



2019 POLARIS TITAN XC P100

2019 POLARIS TITAN XC


POLARIS® TITAN™ XC

HIGH-PERFORMANCE. CROSS-COUNTRY TOUGH. EXTREME CROSSOVER.

- > 800 H.O. Cleanfire® Engine
- > Polaris® TITAN™ Articulated Rear Suspension
- > 508mm x 3937mm x 46mm Cobra Track
- > FOX® QS3 Shocks
- > Gripper Skis
- > MessageCenter Gauge
- > Electric Start
- > Hitch



2019 POLARIS TITAN SP



POLARIS® TITAN™ SP

AGILE. ADAPTABLE. EXTREME CROSSOVER.

- > 800 H.O. Cleanfire® Engine
- > Polaris® TITAN™ Articulated Rear Suspension
- > 508mm x 3937mm x 46mm Cobra Track
- > Polaris® IFP Shocks
- > PRO-Float Skis
- > MessageCenter Gauge
- > Electric Start
- > Hitch

POLARIS® TITAN™ ADVENTURE

VERSATILE, DO-IT-ALL EXTREME CROSSOVER

- > 800 H.O. Cleanfire® Engine
- > Polaris® TITAN™ Articulated Suspension
- > 508mm x 3937mm x 46mm Cobra Track
- > FOX® QS3 Shocks
- > PRO-Float Skis
- > Lock & Ride® Versa Touring Passenger Seat
- > Lock & Ride® Versa Cargo Box and Rack
- > Polaris Interactive Digital Display
- > Electric Start
- > Hitch



2019 POLARIS TITAN ADVENTURE



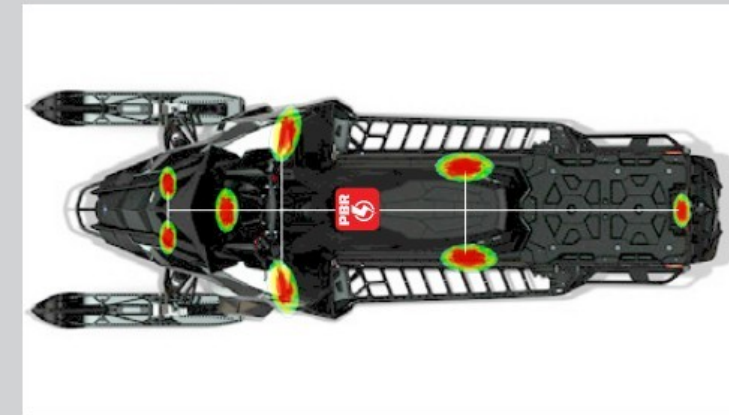
ALPHA TRANSMISSION

Provides smooth shifting and drive ranges to suit even the most extreme conditions or situations. 544 kg. towing capabilities with High, Low, Reverse, and Neutral.



LOCK & RIDE® PLATFORM

Integrated design allows for maximum storage, with or without passenger seat. Industry-leading carrying capacity of 38.5 kg. and integrated Lock & Ride® mounting system holds cargo box and other storage accessories.



POWER BOOSTING REGULATOR

This industry-first Power Boosting Regulator delivers maximum electrical power at idle and low RPMs. Ensures electrical power for rider comfort and convenience features, such as accessory heated seats, hand-warmers, battery charging and other accessories.



WORK HARD. HAVE FUN. REPEAT.

At work or at play, it's all about enjoying the ride on a Voyager®. Breaking new trails, hauling gear, delivering supplies, going to lunch, joyriding – count on Voyager to get you there, and then some. On the trail or on top of the deep stuff – haul more, tow more and ride more.



VOYAGEUR[®]

LIMITLESS POSSIBILITIES.

ULTIMATE FLOTATION

The Voyageur[®] family is built to deliver performance wherever your snowmobiling day takes you. From accessing the powerline to checking the trap line, aggressive tracks and tough, wide PRO-Float skis keep you on top of the snow.

UNMATCHED HAULING

With its hitch, rear rack, and Polaris[®] rear suspension technology, the capable Voyageur[®] maintains control and precision whether under load on-trail or in the deep snow.

PROVEN HANDLING

With the perfect blend of RMK[®] DNA and Polaris[®] suspension technology, the Voyageur[®] delivers the best off-trail performance with confident trail handling at any speed.

VOYAGEUR[®]

LIMITLESS POSSIBILITIES.

600 VOYAGEUR[®] 144

AGILE, POWERFUL, ALL PURPOSE SPORT-UTILITY

- > 600 Cleanfire[®] Engine
- > IGX 144 Rear Suspension
- > 381mm x 3658mm x 51mm Series 4 Track
- > Gripper Skis
- > Cargo Rack and Receiver Hitch
- > Electric Start



2019 600 VOYAGEUR 144





550 VOYAGEUR® 155

VERSATILE WORK & FUN

- > 550 Fan-Cooled Engine
- > Articulated Rear Suspension
- > 381mm x 3937mm x 41mm Cobra Track
- > PRO-Float Skis
- > Cargo Rack and Hinged Hitch
- > Electric Start



2019 550 VOYAGEUR 155



WIDETRAK

LIMITLESS POSSIBILITIES

- > 550 Fan Engine
- > PRO-Float Skis
- > 2 Passenger Seat with Adj. Backrest
- > 508mm X 3962mm x 25mm Shockwave Track

2019 550 WIDETRAK



2019 MODEL SPECS



MODEL NAME		850 PRO-RMK® 174 3"PIDO	850 PRO-RMK® 163 PIDO	850 PRO-RMK® 163 3"	850 PRO-RMK® 155 PIDO	850 PRO-RMK® 155 3"	800 PRO-RMK® 155	600 PRO-RMK® 155
DIMENSIONS	Fuel Capacity (liters)	43.5	43.5	43.5	43.5	43.5	43.5	43.5
	Overall Height (cm)	124.7	124.7	124.7	124.7	124.7	124.7	124.7
	Overall Width (cm)	110.5	110.5	110.5	110.5	110.5	110.5	110.5
	Ski Center Distance (cm)	91.4-93.9-96.5	91.4-93.9-96.5	91.4-93.9-96.5	91.4-93.9-96.5	91.4-93.9-96.5	91.4-93.9-96.5	91.4-93.9-96.5
	Estimated Dry Weight (kg)	200.4	190.5	196	188.2	194	185	186.9
	Overall Length (cm)	361	341	341	333	333	333	333
ENGINE & DRIVETRAIN	Engine Type/Cooling	850 Patriot/Liquid Cooled	850 Patriot/Liquid Cooled	850 Patriot/Liquid Cooled	850 Patriot/Liquid Cooled	850 Patriot/Liquid Cooled	800 Liberty/Liquid Cooled	600 Liberty/Liquid Cooled
	Disc Brake Type	AXYS™ RMK® LWT	AXYS™ RMK® LWT	AXYS™ RMK® LWT	AXYS™ RMK® LWT	AXYS™ RMK® LWT	AXYS™ RMK® LWT	AXYS™ RMK® LWT
	Drive System Type	Chaincase	QuickDrive®	Chaincase	QuickDrive®	Chaincase	QuickDrive®	QuickDrive®
	Drive/Driven Clutch	P-85/TEAM® LWT	P-85/TEAM® LWT	P-85/TEAM® LWT	P-85/TEAM® LWT	P-85/TEAM® LWT	P-85/TEAM® LWT	P-85/TEAM® LWT
SUSPENSION	Front Suspension	AXYS® RMK® React™	AXYS® RMK® React™	AXYS® RMK® React™	AXYS® RMK® React™	AXYS® RMK® React™	AXYS® RMK® React™	AXYS® RMK® React™
	Rear Suspension	AXYS® RMK®	AXYS® RMK®	AXYS® RMK®	AXYS® RMK®	AXYS® RMK®	AXYS® RMK®	AXYS® RMK®
	Shock Package	Walker Evans® Piggyback	Walker Evans® Piggyback	Walker Evans® Piggyback	Walker Evans® Piggyback	Walker Evans® Piggyback	Walker Evans® Monotube	Walker Evans® Piggyback
	Ski Type	Gripper	Gripper	Gripper	Gripper	Gripper	Gripper	Gripper
	Track Width/Length/Height (mm)	381 x 4420 x 76 Series 7	381 x 4140 x 66 Series 6	381 x 4140 x 76 Series 7	381 x 3937 x 66 Series 6	381 x 3937 x 76 Series 7	381 x 3937 x 66 Series 6	381 x 3937 x 66 Series 6
FEATURES	Color	Black Pearl	Orange Burst	Lime Squeeze	INDY Red	Lime Squeeze	Black Pearl	Black Pearl
	Electric Start (+8 kg)	Optional	Optional	Optional	Optional	Optional	Optional	Optional
	Fuel Gauge	Mechanical	Mechanical	Mechanical	Mechanical	Mechanical	Mechanical	Mechanical
	Special Features	Standard Underseat Storage	Standard Underseat Storage, PowderTrac® XT Running Boards	Standard Underseat Storage, PowderTrac® XT Running Boards	Standard Underseat Storage, PowderTrac® XT Running Boards	Standard Underseat Storage, PowderTrac® XT Running Boards	Standard Underseat Storage	Standard Underseat Storage

Polaris reserves the right to change specifications at any time without incurring obligation. All performance and/or feature and benefit claims are based upon competitive data available at time of printing.



MODEL NAME		850 SKS 155 PIDO	850 SKS 155	850 SKS 155	850 SKS 146	850 SKS 146	800 SKS 146
DIMENSIONS	Fuel Capacity (liters)	43.5	43.5	43.5	45.4	45.4	45.4
	Overall Height (cm)	124.7	124.7	124.7	129.5	129.5	129.5
	Overall Width (cm)	118.1	118.1	118.1	118.1	118.1	118.1
	Ski Center Distance (cm)	99.1-101.6-104.1	99.1-101.6-104.1	99.1-101.6-104.1	99.1-101.6-104.1	99.1-101.6-104.1	99.1-101.6-104.1
	Estimated Dry Weight (kg)	200.9	200.9	205	220	220	220
	Overall Length (cm)	333	333	333	318	318	318
ENGINE & DRIVETRAIN	Engine Type/Cooling	850 Patriot/Liquid Cooled	850 Patriot/Liquid Cooled	850 Patriot/Liquid Cooled	850 Patriot/Liquid Cooled	850 Patriot/Liquid Cooled	800 Liberty/Liquid Cooled
	Disc Brake Type	AXYS™ RMK® LWT	AXYS™ RMK® LWT	AXYS™ RMK® LWT	AXYS™ Radial	AXYS™ Radial	AXYS™ Radial
	Drive System Type	Chaincase	Chaincase	Chaincase	Chaincase	Chaincase	Chaincase
	Drive/Driven Clutch	P-85/TEAM® LWT	P-85/TEAM® LWT	P-85/TEAM® LWT	P-85/TEAM® LWT	P-85/TEAM® LWT	P-85/TEAM® LWT
SUSPENSION	Front Suspension	AXYS® RMK® Adjustable	AXYS® RMK® Adjustable	AXYS® RMK® Adjustable	AXYS® RMK® Adjustable	AXYS® RMK® Adjustable	AXYS® RMK® Adjustable
	Rear Suspension	AXYS® RMK®	AXYS® RMK®	AXYS® RMK®	IGX 146	IGX 146	IGX 146
	Shock Package	Walker Evans® Piggyback	Walker Evans® Piggyback	Walker Evans® Piggyback	Walker Evans® Piggyback	Walker Evans® Piggyback	Walker Evans® Piggyback
	Ski Type	Gripper	Gripper	Gripper	Gripper	Gripper	Gripper
	Track Width/Length/Height (mm)	381 x 3937 x 66 Series 6	381 x 3937 x 66 Series 6	381 x 3937 x 57 Peak	381 x 3708 x 57 Series 5.2	381 x 3708 x 57 Series 5.2	381 x 3708 x 57 Series 5.2
FEATURES	Color	Indian Sky Blue	Black Pearl	Black Pearl	Indian Sky Blue	Lime Squeeze	Black Pearl
	Electric Start (+8 kg)	Standard	Standard	Standard	Standard	Standard	Optional
	Fuel Gauge	Mechanical	Mechanical	Mechanical	Electronic	Electronic	Electronic
	Special Features	Standard Underseat Storage, PowderTrac® XT	Standard Underseat Storage, PowderTrac® XT	Standard Underseat Storage, PowderTrac® XT	Standard Underseat Storage	Standard Underseat Storage	Standard Underseat Storage



MODEL NAME		850 SWITCHBACK® ASSAULT® PIDD	800 SWITCHBACK® ASSAULT®	600 SWITCHBACK® ASSAULT®
DIMENSIONS	Fuel Capacity (liters)	45.4	45.4	45.4
	Overall Height (cm)	138.4	138.4	138.4
	Overall Width (cm)	119.4	119.4	119.4
	Ski Center Distance (cm)	108	108	108
	Estimated Dry Weight (kg)	218	218	218
	Overall Length (cm)	318	318	318
ENGINE & DRIVETRAIN	Engine Type/Cooling	850 Patriot/Liquid Cooled	800 Liberty/Liquid Cooled	600 Liberty/Liquid Cooled
	Disc Brake Type	AXYS™ Radial	AXYS™ Radial	AXYS™ Radial
	Drive System Type	Chaincase	Chaincase	Chaincase
	Drive/Driven Clutch	P-85/TEAM® LWT	P-85/TEAM® LWT	P-85/TEAM® LWT
SUSPENSION	Front Suspension	AXYS® Front Suspension	AXYS® Front Suspension	AXYS® Front Suspension
	Rear Suspension	IGX 144	IGX 144	IGX 144
	Shock Package	Walker Evans® Piggyback	Walker Evans® Piggyback	Walker Evans® Piggyback
	Ski Type	Gripper	Gripper	Gripper
	Track Width/Length/Height (mm)	381 x 3657 x 51 Series 4	381 x 3657 x 51 Series 4	381 x 3657 x 51 Series 4
FEATURES	Color	Black Pearl	Black Pearl	Black Pearl
	Electric Start (+8 kg)	Standard	Standard	Standard
	Fuel Gauge	Electronic	Electronic	Electronic
	Special Features	Standard Underseat Storage	Standard Underseat Storage	Standard Underseat Storage



MODEL NAME		600 SWITCHBACK® SP 144	850 SWITCHBACK® XCR PIDD	600 SWITCHBACK® XCR
DIMENSIONS	Fuel Capacity (liters)	45.4	45.4	45.4
	Overall Height (cm)	138.4	116.8	116.8
	Overall Width (cm)	119.4	119.4	119.4
	Ski Center Distance (cm)	108	108	108
	Estimated Dry Weight (kg)	206	225.4	220
	Overall Length (cm)	318	307	307
ENGINE & DRIVETRAIN	Engine Type/Cooling	600 Liberty/Liquid Cooled	850 Patriot/Liquid Cooled	600 Liberty/Liquid Cooled
	Disc Brake Type	AXYS™ Radial	AXYS™ Race Radial	AXYS™ Race Radial
	Drive System Type	Chaincase	Chaincase	Chaincase
	Drive/Driven Clutch	P-85/TEAM® LWT	P-85/TEAM® LWT	P-85/TEAM® LWT
SUSPENSION	Front Suspension	AXYS® Front Suspension	AXYS® Front Suspension	AXYS® Front Suspension
	Rear Suspension	IGX 144	PRO-XC™	PRO-XC™
	Shock Package	Polaris® IFP	Walker Evans® Hi-Lo Speed	Walker Evans® Hi-Lo Speed
	Ski Type	Gripper	Gripper	Gripper
	Track Width/Length/Height (mm)	381 X 3657 X 44 Backcountry	381 x 3454 x 44 Backcountry	381 x 3454 x 44 Backcountry
FEATURES	Color	INDY® Red	Black Pearl	Black Pearl
	Electric Start (+8 kg)	Standard	Standard	Standard
	Fuel Gauge	Electronic	Electronic	Electronic
	Special Features	Standard Underseat Storage	Race-Ready Suspension and Brakes	Race-Ready Suspension and Brakes



2019 MODEL SPECS



MODEL NAME	850 INDY® XC 129 PIDD	600 INDY® XC 129	550 INDY®	INDY EVO™	550 INDY® ADVENTURE 155	550 INDY® LXT	120 INDY®	
DIMENSIONS	Fuel Capacity (liters)	45.4	45.4	43.5	37.8	43.5	43.5	1.9
	Overall Height (cm)	116.8	116.8	122	104	142	137	78
	Overall Width (cm)	119.4	119.4	122	111	122	122	86
	Ski Center Distance (cm)	108	108	108	99	99.1	108	76
	Estimated Dry Weight (kg)	220	217.2	201.8	196	238	212	66
	Overall Length (cm)	318	318	289	289	336	315	190
ENGINE & DRIVETRAIN	Engine Type/Cooling	850 Patriot/Liquid Cooled	600 Liberty/Liquid Cooled	550 Fuji/Fan Cooled	550 Fuji/Fan Cooled	550 Fuji/Fan Cooled	550 Fuji/Fan Cooled	120/Fan Cooled
	Disc Brake Type	AXYS™ Radial	AXYS™ Radial	RMK® Hydraulic	RMK® Hydraulic	RMK® Hydraulic	RMK® Hydraulic	Mechanical Drum
	Drive System Type	Chaincase	Chaincase	Chaincase	Chaincase	Chaincase	Chaincase	Chaincase
	Drive/Driven Clutch	P-85/TEAM® LWT	P-85/TEAM® LWT	CVTech PowerBloc50/In Vance	CVTech PowerBloc50/In Vance	CVTech PowerBloc50/In Vance	CVTech PowerBloc50/In Vance	P-40
SUSPENSION	Front Suspension	AXYS® Front Suspension	AXYS® Front Suspension	PRO-RIDE™	INDY EVO™	RMK® Adjustable	PRO-RIDE™	IFS
	Rear Suspension	PRO-CC™	PRO-CC™	INDY®	INDY®	INDY® Articulated	INDY®	Mini INDY®
	Shock Package	Walker Evans® Comp. Adj.	Walker Evans® Comp. Adj.	RydeFX® MPV	RydeFX® MPV	RydeFX® MPV	RydeFX® MPV	Steel Monotube
	Ski Type	PRO-STEER	PRO-STEER	PRO-STEER	INDY EVO™	PRO-FLOAT	PRO-FLOAT	Composite
	Track Width/Length/Height (mm)	381 x 3277 x 38 Storm	381 x 3277 x 38 Storm	381 x 3073 x 35 Cobra	381 x 3073 x 23 Shockwave	381 x 3937 x 41 Cobra	381 x 3658 x 35 Cobra	254 x 1752 x 20 Tri-Star
FEATURES	Color	INDY Red	Black Pearl	White Lightning	Velocity Blue	Matte Titanium	Sunset Red	Sonic Blue
	Electric Start (+8 kg)	Standard	Standard	Standard	Standard	Standard	Standard	N/A
	Fuel Gauge	Electronic	Electronic	Mechanical	Mechanical	Mechanical	Mechanical	N/A
	Special Features	Standard Underseat Storage	Standard Underseat Storage			Lock & Ride® Convertible Pass. Seat & Cargo System, Mirrors, Hitch	Cargo Rack, 2-Up Seat and Backrest, Mirrors, Hitch	Tether

Polaris reserves the right to change specifications at any time without incurring obligation. All performance and/or feature and benefit claims are based upon competitive data available at time of printing.



MODEL NAME	850 RUSH® XCR PIDD	800 POLARIS® TITAN™ ADVENTURE	800 POLARIS® TITAN™ XC 155	800 POLARIS® TITAN™ XC 155 PIDD	800 POLARIS® TITAN™ SP 155	550 WIDETRAK LX	
DIMENSIONS	Fuel Capacity (liters)	45.4	53	53	53	53	41.6
	Overall Height (cm)	116.8	145	123	123	137	129.5
	Overall Width (cm)	119.4	122	114	114	122	110.5
	Ski Center Distance (cm)	108	99.1 - 101.6 - 104.1	99.1 - 101.6 - 104.1	99.1 - 101.6 - 104.1	99.1 - 101.6 - 104.1	96.5
	Estimated Dry Weight (kg)	220.4	298	274	274	274	278
	Overall Length (cm)	290	328	328	328	328	325
ENGINE & DRIVETRAIN	Engine Type/Cooling	850 Patriot/Liquid Cooled	800 Liberty/Liquid Cooled	800 Liberty/Liquid Cooled	800 Liberty/Liquid Cooled	800 Liberty/Liquid Cooled	550 Fuji/Fan Cooled
	Disc Brake Type	AXYS™ Race Radial	Titan Hydraulic	Titan Hydraulic	Titan Hydraulic	Titan Hydraulic	RMK® Hydraulic
	Drive System Type	Chaincase	H-L-N-R Transmission	H-L-N-R Transmission	H-L-N-R Transmission	H-L-N-R Transmission	H-L-N-PERC Transmission
	Drive/Driven Clutch	P-85/TEAM® LWT	P-85/TEAM® BOSS	P-85/TEAM® BOSS	P-85/TEAM® BOSS	P-85/TEAM® BOSS	P-85/TEAM® LWT
SUSPENSION	Front Suspension	AXYS® Front Suspension	AXYS® Front Suspension	AXYS® Front Suspension	AXYS® Front Suspension	AXYS® Front Suspension	IFS
	Rear Suspension	PRO-XC™	Titan Articulated	Titan Articulated	Titan Articulated	Titan Articulated	Widetrak Articulated
	Shock Package	Walker Evans® Hi-Lo Speed	FOX® QS3 Comp. Adj. Piggyback	FOX® QS3 Comp. Adj. Piggyback	FOX® QS3 Comp. Adj. Piggyback	Polaris IFP	Nitrex
	Ski Type	PRO-STEER	PRO-FLOAT	Gripper	Gripper	PRO-FLOAT	PRO-FLOAT
	Track Width/Length/Height (mm)	381 x 3073 x 44 Back Country	508 x 3937 x 46 Cobra	508 x 3937 x 46 Cobra	508 x 3937 x 46 Cobra	508 x 3937 x 46 Cobra	508 x 3962 x 25 Shockwave
FEATURES	Color	INDY Red	Matte Titanium	Black Pearl	Indian Sky Blue	Sonic Blue	Black
	Electric Start (+8 kg)	Standard	Standard	Standard	Standard	Standard	Standard
	Fuel Gauge	Electronic	Electronic	Electronic	Electronic	Electronic	Mechanical
	Special Features	Race-Ready Suspension and Brakes	Lock & Ride® Versa Touring Pass. Seat & Versa Storage Cargo Box and Rack, Mirrors, Hitch	Integrated Lock & Ride® Versa Storage Platform, Hitch	Integrated Lock & Ride® Versa Storage Platform, Hitch	Integrated Lock & Ride® Versa Storage Platform, Hitch	Rack, Hitch, 2-Up Seat and Backrest



MODEL NAME 600 VOYAGEUR® 144

DIMENSIONS	Fuel Capacity (liters)	45.4
	Overall Height (cm)	138.5
	Overall Width (cm)	114.3
	Ski Center Distance (cm)	99.1 - 101.6 - 104.1
	Estimated Dry Weight (kg)	220
	Overall Length (cm)	323
ENGINE & DRIVETRAIN	Engine Type/Cooling	600 Liberty/Liquid Cooled
	Disc Brake Type	AXYS™ Radial
	Drive System Type	Chaincase
	Drive/Driven Clutch	P-85/TEAM® LWT
SUSPENSION	Front Suspension	RMK® Adjustable
	Rear Suspension	IGX 144
	Shock Package	RydeFX® MPV
	Ski Type	Gripper
	Track Width/Length/Height (mm)	381 x 3658 x 51 Series 4
FEATURES	Color	Sonic Blue
	Electric Start (+8 kg)	Standard
	Fuel Gauge	Electronic
	Special Features	Rack, Hitch



MODEL NAME 550 VOYAGEUR® 155

DIMENSIONS	Fuel Capacity (liters)	43.5
	Overall Height (cm)	142
	Overall Width (cm)	122
	Ski Center Distance (cm)	99.1
	Estimated Dry Weight (kg)	217
	Overall Length (cm)	336
ENGINE & DRIVETRAIN	Engine Type/Cooling	550 Fuji/Fan Cooled
	Disc Brake Type	RMK® Hydraulic
	Drive System Type	Chaincase
	Drive/Driven Clutch	CVTechPowerBloc50 / Invince
SUSPENSION	Front Suspension	RMK®
	Rear Suspension	INDY® Articulated
	Shock Package	RydeFX® MPV
	Ski Type	PRO-FLOAT
	Track Width/Length/Height (mm)	381 x 3937 x 41 Cobra
FEATURES	Color	Sonic Blue
	Electric Start (+8 kg)	Standard
	Fuel Gauge	Mechanical
	Special Features	Rack, Hitch



Sondre Zachariassen



SKAFFA POLARISKORTET REDAN IDAG!

DELBETALNING UPP TILL

24 MÅNADER

PÅ TILLBEHÖR, KLÄDER, RESERVDELAR OCH SERVICE.

Läs mer och ansök på: polarissverige.com/polariskortet



RMK®



600 PRO-RMK 155



800 PRO-RMK 155



850 PRO-RMK 155 PIDD



850 PRO-RMK 155 3"



850 PRO-RMK 163 PIDD



850 PRO-RMK 163 3"



850 PRO-RMK 174 3" PIDD

MOUNTAIN

SKS



800 SKS 146



850 SKS 146



850 SKS 146



850 SKS 155 PIDD



850 SKS 155



850 SKS 155

MOUNTAIN

SWITCHBACK®



600 SWITCHBACK SP 144



600 SWITCHBACK XCR



850 SWITCHBACK XCR PIDD



600 SWITCHBACK ASSAULT



800 SWITCHBACK ASSAULT



850 SWITCHBACK ASSAULT PIDD

RUSH®



850 RUSH XCR PIDD

CROSSOVER

PERFORMANCE

INDY®



550 INDY



600 INDY XC 129



850 INDY XC 129 PIDD

TITAN®



800 TITAN SP 155



800 TITAN XC 155



800 TITAN XC 155 PIDD



800 TITAN ADVENTURE 155 PIDD

PERFORMANCE

TITAN

WIDETRAK®



550 WIDETRAK LX

VOYAGEUR®



550 VOYAGEUR 155



600 VOYAGEUR 144

INDY®



550 INDY ADVENTURE 155



550 INDY LXT



550 INDY EVO



120 INDY

TOURING

YOUTH



POLARIS SCANDINAVIA AB | WWW.POLARISSVERIGE.COM | WWW.FACEBOOK.COM/POLARISSWEDEN

CONTACT YOUR LOCAL DEALER FOR ADDITIONAL INFORMATION!
Reservation regarding print-errors, deviation from the written content and color-deviation in the depicted material.
Polaris Scandinavia AB March 2018

LOCAL DEALER: