

EMEA VERSION

# POLARIS **RANGER**

## 2022

ACCESSORIES + APPAREL



# HARDEST WORKING.

SMOOTHEST RIDING.



For the past two decades, RANGER has set the standard through unrivaled strength, unmatched capability and next-level comfort, making it the number one utility side-by-side for over 10-years running.

# 2022 LINEUP

## XP 1000 / 1000 / DIESEL

P. 16



RANGER 1000



RANGER CREW 1000



RANGER XP 1000



RANGER XP 1000 ABS



RANGER CREW XP 1000



RANGER DIESEL



RANGER 1000  
NORDIC PRO



RANGER XP 1000  
NORDIC PRO



RANGER DIESEL DELUXE

## SP 570 / 500 MIDSIZE 2-SEAT & CREW

P. 70



RANGER SP 570



RANGER SP 570  
HUNTER EDITION



RANGER SP 570  
NORDIC PRO



RANGER EV

## 150 EFI YOUTH

P. 92



RANGER 150 EFI

# CONTENTS

## XP 1000 / 1000 / DIESEL 16

ROOFS .....	18
WINDSHIELDS .....	20
REAR PANELS .....	22
DOORS .....	24
CAB KITS .....	26
CAB COMFORT & CONVENIENCE .....	28
WINCHES .....	30
PROTECTION .....	32
AUDIO .....	34
STORAGE .....	38

## COMMON ACCESSORIES 44

CONNECTED TECHNOLOGY .....	44
ELECTRICAL ACCESSORIES .....	46
COOLERS .....	48
HUNT .....	50
COLD WEATHER .....	52
PLOWS .....	54
LIGHTING .....	58
WHEELS & TIRES .....	60

## SP 570 2-SEAT & CREW 70

ROOFS & DOORS .....	72
WINDSHIELDS & REAR PANELS .....	74
CAB KITS .....	76
AUDIO & CONVENIENCE .....	78
PROTECTION & WINCHES .....	79
STORAGE .....	80

## 500/EV/570 2-SEAT & CREW 82

ROOFS & DOORS .....	82
WINDSHIELDS & REAR PANELS .....	84
CAB KITS .....	86
CONVENIENCE & PROTECTION .....	88
WINCHES .....	89
STORAGE .....	90

## 150 EFI YOUTH 92

## PARTS & GARAGE 94

MAINTENANCE .....	94
OIL & LUBRICANTS .....	96
HD PARTS .....	98
SERVICE PARTS .....	100
CLEANERS & TRAILERING .....	102

## APPAREL 104

RACING COLLECTION .....	104
RIDING GEAR .....	106
HELMETS & GOGGLES .....	108
MEN'S APPAREL .....	110
WOMEN'S APPAREL .....	116
MERCHANDISE .....	118

TAKE YOUR  
**2022 RANGER**  
TO THE NEXT LEVEL

Customize your experience by adding Cab Kits.



## **RANGER 1000 XP 1000 / DIESEL**

**CAB KITS AVAILABLE** P. 26-27

FULL CAB PREMIUM

FULL CAB NORDIC

FULL CAB

HALF CAB



## **RANGER 570 SP**

**CAB KITS AVAILABLE** P. 76-77

FULL CAB

HALF CAB



## **RANGER EV / 570**

**CAB KITS AVAILABLE** P. 86-87

FULL CAB

HALF CAB



**POLARIS**  
ENGINEERED

## DESIGNED



Designed by the same people who designed your vehicle.

## TESTED



Extensively tested in the field so you ride with 100% confidence.

## INTRODUCING OUR NEWEST PARTNER



**RHINO-RACK®**

Introducing an industry exclusive – Rhino-Rack® storage solutions designed specifically for Polaris RANGER. From opposite sides of the globe, the most capable machines in the off-road world meet a trusted outdoor adventure brand to deliver industry-exclusive, purpose-built roof racks, bed racks and accessories to help Polaris RANGER users have more fun and get more done. Designed for perfect integration and tested to off-road standards, a Rhino-Rack®-equipped RANGER will help you get more storage capacity out of your machine – so you can stay prepared for whatever they day may bring.

## WE HOLD OUR PARTNERS TO THE SAME STANDARDS

**PRO ARMOR** 

WHEELS, TIRES & LIGHTING DESIGNED WITH POLARIS TO MAXIMIZE PERFORMANCE  
P. 58 & 60

**MBQUART** 

IGNITE AND FUEL YOUR PASSION FOR PRECISE QUALITY SOUND REPRODUCTION  
P. 34

**RIGID** 

PRODUCTS SO GOOD THEY REPLACE OR REPAIR THEM FOR LIFE  
P. 58

KEEP YOUR  
**STANDARDS**  
HIGH. WE DO.

**TRUSTED**



65 years in the business.  
The #1 name in Off-Road.



**JBL**

DARE  
TO LISTEN  
P. 78

**KOLPIN**  
OUTDOORS

MAKING PRODUCTS FOR AVID  
SPORTSMEN SINCE 1943  
P. 50

**RHINO-RACK**

BRING IT ALL.  
BRING IT ON.  
P. 38



INTRODUCING THE NEW INDUSTRY-EXCLUSIVE  
RHINO-RACK® STORAGE SOLUTIONS

BRING IT ALL.  
BRING IT ON.

SEE RHINO-RACK® PRODUCTS ON P. 38



INTRODUCING THE NEW  
RANGER SP 570

GET MORE DONE.  
HAVE MORE FUN.







## NEXT-LEVEL COMFORT

**LEVERAGE THE FULL  
CAPABILITIES OF YOUR  
MACHINE YEAR-ROUND.**




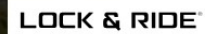
## SUPERIOR INTEGRATION

**MAKE WORK EASIER WITH YOUR  
VEHICLE BUILT TO ADD ESSENTIAL  
ACCESSORIES FOR ANY JOB.**



## DO MORE

**TACKLE ANY JOB AND  
LEAVE NOTHING BEHIND.**



# ENGINEERED FOR MORE

## HARDEST WORKING, SMOOTHEST RIDING.

RANGER is a trusted, most capable, work partner. Developed and tested along with the vehicle, Polaris Engineered Accessories are designed for seamless integration and simple installation to get more done, year-round.

## SUPERIOR INTEGRATION



P. 46

### PLUG AND PLAY ELECTRICAL

A revolution in electrical accessory integration, the Polaris PULSE Electrical System allows for a simple plug and play approach for adding power to Polaris Engineered Accessories.

PRO PRO HEAVY DUTY SERIES

### WINCHES

RANGER XP 1000/1000 P.30  
RANGER SP 570 P.79

### INTEGRATED WINCH MOUNT & PRE-WIRED

Designated mounting points and pre-wired contactors ensure a perfect fit and the strongest place to attach the Polaris Engineered winch - the most dependable winch for your RANGER. With wiring built right into the vehicle, we made this the easiest RANGER winch ever to install.



P. 54

### PLOW SYSTEM

### INTEGRATED PLOW MOUNT\*

The attachment points for the Glacier Plow System are integrated right at the factory and feature an innovative drive-up and go installation process.

\*Integrated Plow Mount not included on RANGER SP 570 Non-Premium/Non-NorthStar Models



**POLARIS**  
**ENGINEERED**

## DO MORE

### LOCK & RIDE®

#### CARGO BOX VERSATILITY

Lock & Ride mounting locations allow for limitless customization to let you work the way you want.

RANGER XP 1000/1000 P. 40  
RANGER SP 570 P. 80

## BRING IT ALL. BRING IT ON.



### RHINO-RACK®

#### STORAGE VERSATILITY

Rhino-Rack® roof rack and bed rack solutions offer 40% more storage capacity so you never have to leave tools or gear behind.

RANGER XP 1000/1000 P. 38

## NEXT-LEVEL COMFORT

### OUR BEST SEALING CAB

With the profile channels engineered into the roll cage, body plastics molded to seal and cab accessories designed to keep the elements out, the RANGER Pro Shield Cab System offers a new level of interior comfort.



RANGER XP 1000/1000 P. 18  
RANGER SP 570 P. 72



# NEXT-LEVEL COMFORT

Look for the RANGER PRO SHIELD Logo for the four components to customize your RANGER with our best sealing cab.

## BUILD YOUR CAB SYSTEM

**1 CHOOSE YOUR ROOF**  
RANGER XP 1000 P.18  
RANGER SP 570 P.72

**2 CHOOSE YOUR WINDSHIELD**  
RANGER XP 1000 P.20  
RANGER SP 570 P.74

**3 CHOOSE YOUR REAR PANEL**  
RANGER XP 1000 P.22  
RANGER SP 570 P.75

**4 CHOOSE YOUR DOORS**  
RANGER XP 1000 P.24  
RANGER SP 570 P.73



### ULTIMATE CLARITY

Tempered safety glass, clear to see through and shatterproof.

### COLOR MATCHED

Key color matched accent panels available.

### PROTECTION

Inner and outer shells are made from high-quality, injection-molded plastics using a state-of-the-art process to shield from the elements and more.

### DURABLE CONSTRUCTION

With a 2.5 cm tube steel frame, these doors can handle the rigors of the off-road.



## INCREASED RIDER COMFORT

Add a new level of interior comfort by adding a RANGER Pro Shield Cab System - tested to military standards. Seal out dust, water, and noise by selecting a roof, windshield, rear panel, and set of doors. Extend your work day or trail ride while protecting you and your passengers from the elements.



### RAIN

Rest assured that you and your passengers will stay dry and comfortable on rainy days.


**A FRAME DESIGNED FOR A CAB**

All RANGER cab components fit perfectly to the contours of the profile tube cab frame, floor and body panels, allowing for a 360° gasket seal, seamless fit and installation providing unprecedented protection from the elements.



**SNOW**

Keep cold wind and snow out in winter months.



**DUST**

Reduce dust swirl in the cab of your RANGER for increased comfort and visibility.

# SUPERIOR INTEGRATION

**PRO** PRO HEAVY DUTY SERIES



**HD** HEAVY DUTY SERIES



RANGER XP 1000/1000 P. 30  
RANGER SP 570 P. 79

## POLARIS ENGINEERED WINCH FEATURES



Tested **1,200+** pulls  
at max load, it works  
when you need it to



Built to withstand  
**-29° C** temperatures



Sealed motor  
& heavy duty gears  
**OPERATE FULLY  
SUBMERGED  
UNDERWATER**



**MILITARY**  
tested & approved



Right from the factory, your vehicle is built to make essential accessories like winches and plows easy to use day-in and day-out. Mounting brackets are designed into the oversized factory bumper and wiring is routed securely and properly. When it comes to RANGER, Polaris Engineered Accessories make work easier so you can get more done.

**POLARIS**  
**ENGINEERED**

### PRE-WIRED CHASSIS

Dash mounted controls and wiring are installed at the factory. Mount the winch, connect the wires and trust that everything is routed safely, securely, and properly.

### NO NEED TO CUT PANELS

### FULLY INTEGRATED MOUNT & WIRING

## GLACIER<sup>®</sup>

P. 54

### PLOW SYSTEM



### GLACIER FEATURES

- ✓ To install the plow, simply lift the mount lock handle and pull forward
- ✓ No loss of factory ground clearance when not plowing
- ✓ Don't have to crawl under the machine to release the plow blade from the vehicle
- ✓ No trimming of vehicle plastic or fascia required to mount plow or winch

Angle your blade  
right from your seat

**25°**

LEFT AND RIGHT



# MAKE IT YOURS

## WORK HARD AND GET IT DONE

with Polaris Engineered Accessories for your RANGER. Start with the ultimate in all-season performance and comfort with the best cab components in the industry. Find everything you need to outfit your RANGER for the task at hand.



RANGER XP 1000 /  
RANGER 1000

# RANCH

2882910	Under Seat Dry Storage Box	P. 28
2882753	8-Vent Heater & Defrost System	P. 28
2883265	Work Beacon LED Light	P. 29
2882710	Polaris Pro HD 2,722 kg Winch with Rapid Rope Recovery	P. 31
2882531	Upper Front Brushguard	P. 32

2882529	Rear Brushguard	P. 32
2882752	<b>LOCK &amp; RIDE</b> Bed Extender/Divider	P. 40
2881531	<b>LOCK &amp; RIDE</b> Tip-Down Headache Rack	P. 40
2883121	Rigid SR-Series 25 cm Spot LED Light	P. 58
2883148	Pro Armor Wheel & Tire Set: Dual Threat & 4202	P. 67



RANGER XP 1000 /  
RANGER 1000

# WATERFOWL

2883265	Work Beacon LED Light	P. 29
2882711	Polaris Pro HD 2,041 kg Winch with Rapid Rope Recovery	P. 31
2882690	Front Hood Storage Rack	P. 40
2882177	<b>LOCK &amp; RIDE</b> CargoMax System	P. 40

2883263	In-Cab Gun Mount	P. 51
2882076	Pro Armor 5x5 cm Cube - LED Spot Light (x2)	P. 58
2884271	Pro Armor Wheel & Tire Set: Mud XC & 4204	P. 66





RANGER XP 1000 /  
RANGER 1000

## BIG GAME

2882753	<b>8-Vent Heater &amp; Defrost System</b>	P. 28
2883265	<b>Work Beacon LED Light</b>	P. 29
2882710	<b>Polaris Pro HD 2,722 kg Winch with Rapid Rope Recovery</b>	P. 31
2882690	<b>Front Hood Storage Rack</b>	P. 40

2884107	<b>LOCK &amp; RIDE Kolpin Rhino Grip Pro</b>	P. 51
2882077	<b>Pro Armor 84 cm - Combo LED Light Bar</b>	P. 59
2883157	<b>Pro Armor Wheel &amp; Tire Set: Attack 2.0 &amp; 5202</b>	P. 66



RANGER XP 1000 /  
RANGER 1000

## CRAFTSMAN

2882711	<b>Polaris Pro HD 2,041 kg Winch with Rapid Rope Recovery</b>	P. 31
2882752	<b>LOCK &amp; RIDE Bed Extender/Divider</b>	P. 40
2882751	<b>Cargo Bed Mat</b>	P. 42
2879354	<b>LOCK &amp; RIDE Chainsaw Mount</b>	P. 42

2883279	<b>LOCK &amp; RIDE Storage Box</b>	P. 43
2881533	<b>LOCK &amp; RIDE Tool Rack</b>	P. 43
2882077	<b>Pro Armor 84 cm - Combo LED Light Bar</b>	P. 59
2882384	<b>Wheel &amp; Tire Set: Pro Armor Harvester &amp; 4202</b>	P. 66

**COMPLETE LIGHTING WITH REQUIRED  
LIGHT BAR HARNESSES**

SEE P. 58

# ROOFS

## POLY FEATURES

- Water run-off
- Polaris PULSE plug and play
- Liner ready
- Lightweight



PREMIUM  
FINISH AND  
QUIETER RIDE

## POLARIS ENGINEERED ADVANTAGES

**TO SHIELD AGAINST DRIVING RAIN OR THE BLISTERING SUN,** a roof is the first must-have of the Polaris Engineered cab components. Choose from poly or steel, and get on your way with protective peace of mind.



## POLY

Lightweight, durable and impact-resistant. A poly roof can take the abuse of a tough trail and still protect.

### PREMIUM ROOF - POLY

- » POLARIS PURSUIT CAMO • 2882913
- » **TOP BELLER** BLACK • 2882912
- XP 1000 '17-22, 1000 '20-22, DIESEL '20-22
- INCLUDES ROOF LINER



### SPORT ROOF - POLY **TOP BELLER**

- » BLACK • 2882911
- XP 1000 '17-22, 1000 '20-22, DIESEL '20-22




## LINERS

Get a touch of premium comfort, reduce cab noise and hide wiring.

Included with Premium Poly Roofs.

### PREMIUM ROOF LINER


- » 2882914
- XP 1000 '17-22, 1000 '20-22, DIESEL '20-22
- WORKS WITH 2882911, 2882912, 2882913



## PLUG AND PLAY



SEALED COVERAGE



REDUCE STANDING WATER



EASY AND FAST INSTALLATION

## PREMIUM & SPORT ROOF FEATURES

SEE AUDIO OPTIONS P.34



\* PREMIUM AND SPORT FEATURES NOT AVAILABLE ON STEEL ROOFS

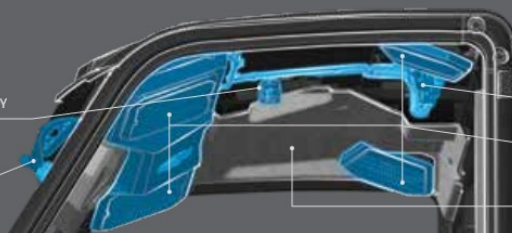
MULTI-FUNCTION LIGHT READY

WINDSHIELD WIPER & WASHER SYSTEM WIRING READY

POLARIS PULSE INTEGRATION

AUDIO READY

SOUND ABSORBING LINER



### PREMIUM ROOF CREW - POLY

» POLARIS PURSUIT CAMO • 2883277  
CREW XP 1000 '19-22, CREW 1000 '20-22  
ROOF LINER INCLUDED WITH CAMO



### SPORT ROOF CREW - POLY TOP SELLER

» BLACK • 2883274  
CREW XP 1000 '19-22, CREW 1000 '20-22



### PREMIUM ROOF LINER - CREW TOP SELLER

» 2883457  
CREW XP 1000 '18-22, CREW 1000 '20-22



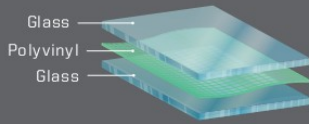
ADD POWER TO PREMIUM & SPORT ROOFS P.46

# WINDSHIELDS

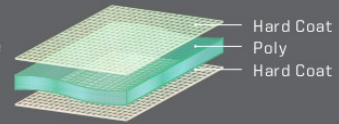
## GLASS

VS

## POLY



- Superior optical clarity (automotive level)
- Scratch-resistant
- Curved to fit, seals tight
- Cold weather / heavy duty
- Wiper ready



- Lightweight, flexible, easy to store/remove
- Impact-resistant
- 360° seal keeps out rain and dust



**LOCK & RIDE**

**FULL TIP-OUT WINDSHIELD - GLASS**

- Tip-out design offers 3 positions - open, closed and vented while featuring a gas strut that assists in easy windshield opening and closing
- Scratch-resistant automotive-style curved glass that provides interior sound dampening and optimized visibility
- Bolt-on design to install directly on the cab frame

» 2889031

XP 1000 '18-'22, CREW XP 1000 '19-'22, CREW 1000 '20-'22, 1000 '20-'22



**LOCK & RIDE**

**FULL GLASS WINDSHIELD - CLEAR**

- Scratch-resistant, curved laminate safety glass that protects against wind, rain and other hazardous debris
- UV-blocking interlayer and 360° gasket seal
- Seal Kit included

» 2889030

XP 1000 '17-'22, CREW XP 1000 '17-'22, CREW 1000 '20-'22, 1000 '20-'22



**LOCK & RIDE**  
EASY AND FAST  
INSTALLATION



**AIRTIGHT  
GASKET SEAL**



**MULTI-FUNCTION  
FEATURES**

**POLARIS ENGINEERED  
ADVANTAGES**

**HARD COAT POLY | 30x MORE SCRATCH-RESISTANT**



**WIPER  
AVAILABLE**

**LOCK & RIDE**

**FULL WINDSHIELD VENTED -  
HARD COAT POLY** TOP SELLER

- Frameless design for maximum visibility
- Added vents for airflow on a hot day or defrosting on a cold day
- Requires Wiper Install Kit, 2207624

» 2883266

XP 1000 '17-22, CREW XP 1000 '18-22,  
CREW 1000 '20-22, 1000 '20-22, DIESEL '20-22



**WIPER  
AVAILABLE**

**LOCK & RIDE**

**FULL WINDSHIELD -  
HARD COAT POLY** TOP SELLER

- Frameless design for maximum visibility
- Requires Wiper Install Kit, 2207624

» 2883300

XP 1000 '17-22, CREW XP 1000 '18-22,  
CREW 1000 '20-22, 1000 '20-22, DIESEL '20-22



**FLIP-DOWN WINDSHIELD -  
HARD COAT POLY** TOP SELLER

- Two venting options: fully sealed, flip-down or remove upper half for some protection with maximum ventilation

» 2884139

XP 1000 '18-22, CREW XP 1000 '19-22,  
CREW 1000 '20-22, 1000 '20-22, DIESEL '20-22



**LOCK & RIDE**

**FULL WINDSHIELD - POLY** TOP SELLER

- Frameless design for maximum visibility

» 2883278

XP 1000 '17-22, CREW XP 1000 '18-22,  
CREW 1000 '20-22, 1000 '20-22, DIESEL '20-22



**LOCK & RIDE**

**HALF WINDSHIELD - POLY** TOP SELLER

- Deflects air flow from straight on, but still provides air flow in the cab

» 2883301

XP 1000 '17-22, CREW XP 1000 '18-22,  
CREW 1000 '20-22, 1000 '20-22, DIESEL '20-22

ADD ALL-WEATHER VISIBILITY  
**WINDSHIELD WIPER  
& WASHER SYSTEM**  
P. 26

**HARD COAT POLY WINDSHIELD  
WIPER & WASHER  
MOUNTING BRACKET**

- Required to use wiper on 2883266 or 2883300

» 2207624

XP 1000 '17-22, CREW XP 1000 '18-22,  
CREW 1000 '20-22, 1000 '20-22, DIESEL '20-22



**REDUCE IN-CAB DUST  
SWIRL BY ADDING A  
REAR PANEL**

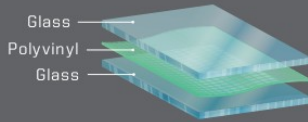
SEE P. 22

# REAR PANELS

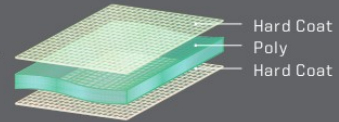
## GLASS

VS

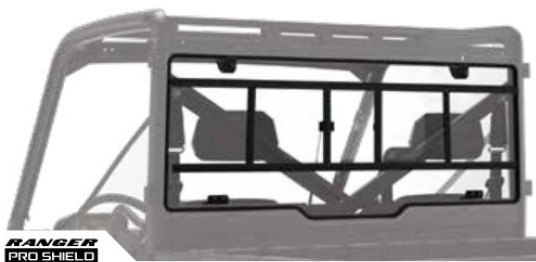
## POLY



- Superior optical clarity (automotive level)
- Scratch-resistant
- Curved to fit, seals tight
- Cold weather / heavy duty
- Wiper ready (windshield only)



- Lightweight, flexible, easy to store/remove
- Impact-resistant
- Tight seal keeps out rain and dust



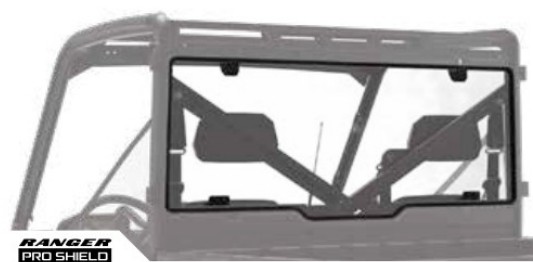
**RANGER**  
PRO SHIELD  
CAB SYSTEM

**LOCK & RIDE**  
**REAR PANEL - SLIDING GLASS**

- Sliding window provides ventilation, cab comfort and access to cargo in rear box

» 2879015

XP 1000 '17-22, CREW XP 1000 '18-22, CREW 1000 '20-22, 1000 '20-22, DIESEL '20-22



**RANGER**  
PRO SHIELD  
CAB SYSTEM

**LOCK & RIDE**  
**REAR PANEL - GLASS** TOP SELLER

» 2879013

XP 1000 '17-22, CREW XP 1000 '18-22, CREW 1000 '20-22, 1000 '20-22, DIESEL '20-22



**LOCK & RIDE**  
EASY AND FAST  
INSTALLATION



**AIRTIGHT  
GASKET SEAL**



**VENTING  
OPTIONS**

**POLARIS ENGINEERED  
ADVANTAGES**

**REDUCE IN-CAB DUST SWIRL  
BY ADDING A REAR PANEL**

With a windshield and roof installed, turbulent air develops behind the cab. Add a rear panel to reduce dust intrusion from this swirl.



**HARD COAT POLY | 30x MORE SCRATCH-RESISTANT**



**RANGER  
PRO SHIELD  
CAB SYSTEM**

**LOCK & RIDE  
REAR PANEL - POLY POLARIS PURSUIT CAMO**

- Strong, thick polycarbonate provides outstanding impact and scratch resistance
- Installs in contours of cab frame with 360° gasketing for outstanding protection, comfort, fit and finish
- Dot matrix screen printing allows for rear visibility

» 2883774

XP 1000 '17-22, CREW XP 1000 '18-22, CREW 1000 '20-22, 1000 '20-22, DIESEL '20-22



**RANGER  
PRO SHIELD  
CAB SYSTEM**

**LOCK & RIDE  
REAR PANEL - POLY - CLEAR TOP SELLER**

- Strong, thick polycarbonate provides outstanding impact and scratch resistance
- Installs in contours of cab frame with 360° gasketing for outstanding protection, comfort, fit and finish

» 2883773

XP 1000 '17-22, CREW XP 1000 '18-22, CREW 1000 '20-22, 1000 '20-22, DIESEL '20-22



# DOORS

## THE BEST CAB

### KEY FEATURES

- RANGER PRO SHIELD CAB SYSTEM
- WINDOW TYPE / VENTILATION
- VISIBILITY
- STORAGE COMPARTMENT
- AUDIO-READY / SPEAKER MOUNT
- PREMIUM TPE LINER
- SPECIAL FEATURES

### PREMIUM POLY DOORS

POWER WINDOW DOORS	MANUAL CRANK WINDOW DOORS	HALF DOORS
		
GLASS / POWER	GLASS / MANUAL CRANK	NA / OPEN TOP
UPPER	UPPER	UPPER
STANDARD	STANDARD	STANDARD
STANDARD, PRE-WIRED	STANDARD	
STANDARD	STANDARD	STANDARD
BUILT-IN FLOOR LIGHT, COLORED ACCENT PANELS AVAILABLE	COLORED ACCENT PANELS AVAILABLE	COLORED ACCENT PANELS AVAILABLE
<ul style="list-style-type: none"> <li>The ultimate door offering power windows, switches mounted on the door and built-in floor light.</li> </ul>	<ul style="list-style-type: none"> <li>A premium, door offering manual crank windows for airflow adjustment in the cab.</li> </ul>	<ul style="list-style-type: none"> <li>Provides lower protection from the off-road with an open-air experience.</li> </ul>

Front and Rear Doors are required to complete a cab on CREW RANGER models.



GET SUPERIOR PERFORMANCE AND OUR BEST SEAL with the RANGER Pro Shield Cab System door line

360° GASKET SEAL

EASY TO CLEAN TPE LINER

BUILT-IN STORAGE

AUDIO-READY

VENTILATION OPTIONS

**FRONT DOORS (SET OF 2)**  
XP 1000 '18-22, CREW XP 1000 '19-22, CREW 1000 '20-22, 1000 '20-22, DIESEL '20-22

 <b>TOP SELLER</b> Power Window Doors - Poly - Black 2884338 	 <b>TOP SELLER</b> Manual Crank Window Doors - Poly - Black 2882561 	 Half Doors - Poly 2882559 
--	--	---

**REAR DOORS (SET OF 2)**  
CREW XP 1000 '19-22, CREW 1000 '20-22

 <b>TOP SELLER</b> Manual Crank Window Doors - Rear - Poly 2883437 	 Half Doors - Rear - Poly 2883438 
--	---

### EXTERIOR DOOR ACCENT PANELS // Replace stock gloss black accent panels

FRONT REAR	 Solar Red 2883499-342	 Sunset Red Metallic 2882870-520 2883829-520	 Sand Metallic 2882870-555 2883829-555	 Sage Green 2883843-560
FRONT REAR	 Matte Titanium 2882870-632 2883829-632	 Black Pearl 2882870-666 2883829-666	 Matte Sunset Red 2882870-669	 Matte Sagebrush Green 2882870-685 2883829-685
FRONT REAR	 Steel Blue 2882870-765 2883829-765	 Ghost White Metallic 2882870-774 2883829-774	 Polaris Blue 2882870-795 2883829-795	 Stealth Gray 2882870-804 2883829-804



# COMPLETED

POLY DOORS		CANVAS DOORS
RANGER HUNTER DOORS	RANGER CLEARVIEW DOORS	ZIP WINDOW DOORS
GLASS / HINGED	GLASS / HINGED	CLEAR POLY / ZIPPED
UPPER	UPPER + LOWER	UPPER + PARTIAL LOWER
DURABLE POLY CONSTRUCTION, POLARIS PURSUIT CAMO	DURABLE POLY CONSTRUCTION	AVAILABLE IN POLARIS PURSUIT CAMO
<ul style="list-style-type: none"> <li>Tough clear poly shell extends from the bottom of the door until it meets the upper-hinged glass window.</li> <li>Premium Polaris Pursuit Camo pattern offers extensive camo coverage.</li> </ul>	<ul style="list-style-type: none"> <li>Deliver nearly uninterrupted visibility and maximum ambient lighting inside the cab.</li> <li>Tough clear poly shell extends from the bottom of the door until it meets the upper-hinged glass window.</li> </ul>	<ul style="list-style-type: none"> <li>Lightweight, durable protection with adjustable zipper ventilation and see-through bottom panel.</li> </ul>

Premium Doors come with Glass Black Exterior Door Accent Panels, images shown with optional Exterior Door Accent Panels.

 <b>RANGER Hunter Doors - Polaris Pursuit Camo</b> 2883229	 <b>RANGER ClearView Doors</b> 2882901	 <b>Zip Window Doors - Canvas - Polaris Pursuit Camo</b> 2882903
 <b>RANGER Hunter Doors - Rear - Polaris Pursuit Camo</b> 2883633	 <b>RANGER ClearView Doors - Rear</b> 2883632	 <b>Zip Window Doors - Rear - Canvas - Black</b> 2883634
// Painted plastic and clear-coated for UV protection		// Comes as a pair

 Pearl White 2882870-566 2883829-566	 Suede Metallic 2882870-577	 Polaris Pursuit Camo 2882870-587 2883829-587	 Magnetic Gray 2882870-603	 Burgundy Metallic 2882870-629 2883829-629
 Military Tan 2882870-686	 Matte Navy 2882870-726 2883829-726	 Orange Rust 2882870-750	 Maroon Metallic 2882870-754 2883829-754	 Black Cherry 2882870-756 2883829-756
 Onyx Black <b>NEW</b> 2882870-866				

## REQUIRED POLARIS PULSE INSTALLATION ITEMS

P. 46

# CAB KITS

PICK YOUR OWN PACKAGE!

## FULL CAB PREMIUM

28K0001

2882912	Premium Roof - Poly - Black	P. 18
2889031	Tip-Out Full Windshield - Glass	P. 20
2879013	Rear Panel - Glass	P. 22
2882561	Manual Crank Window Doors - Poly - Black	P. 24
2883974	Windshield Wiper & Washer System	P. 28

XP 1000 '18-22, 1000 '20-22, DIESEL '20-22



## FULL CAB

28K0002

2882912	Premium Roof - Poly - Black	P. 18
2889030	Full Glass Windshield - Clear	P. 20
2879013	Rear Panel - Glass	P. 22
2882901	ClearView Doors	P. 25
2883974	Windshield Wiper & Washer System	P. 28

XP 1000 '18-22, 1000 '20-22, DIESEL '20-22



**ADD TO YOUR  
CAB COMFORT**  
WITH THE HEATER SYSTEM

## FULL CAB NORDIC

28K0006

2882912	Premium Roof - Poly - Black	P. 18
2889030	Full Glass Windshield - Clear	P. 20
2879013	Rear Panel - Glass	P. 22
2882561	Manual Crank Window Doors - Poly - Black	P. 24
2883974	Windshield Wiper & Washer System	P. 28

XP 1000 '18-22, 1000 '20-22, DIESEL '20-22



## HALF CAB

28K0003

2882912	Premium Roof - Poly - Black	P. 18
2889030	Full Glass Windshield - Clear	P. 20
2879013	Rear Panel - Glass	P. 22
2883974	Windshield Wiper & Washer System	P. 28

XP 1000 '18-22, 1000 '20-22, DIESEL '20-22



### 8-VENT HEATER & DEFROST SYSTEM

P. 28

» TOP SELLER 2882753 XP 1000 ONLY

XP 1000 '18-22

» TOP SELLER 2884066 1000 ONLY

1000 '20-22

» 2884212

DIESEL '20-22



# CAB COMFORT & CONVENIENCE



## 8-VENT HEATER & DEFROST SYSTEM



- Easily control the climate inside your cab in any season
- Helps defrost windshields and keeps you warm or cool
- Heat and fan dash-mounted controls
- Manual vents

» **TOP SELLER 2882753** **XP 1000 ONLY**

XP 1000 '18-22, CREW XP 1000 '19-22

» **TOP SELLER 2884066** **1000 ONLY**

CREW 1000 '20-22, 1000 '20-22  
NEED ADAPTER: 2884163 ON CREW 1000

» **CREW HEATER ADAPTER KIT 2884163** **1000 ONLY**

CREW 1000 '20-22



## WINDSHIELD WIPER & WASHER SYSTEM



» **2883974**

XP 1000 '18-22, CREW XP 1000 '19-22,  
CREW 1000 '20-22, 1000 '20-22, DIESEL '20-22

REQUIRES MOUNT KIT 2207624 FOR POLY WINDSHIELDS

## HARD COAT POLY WINDSHIELD WIPER & WASHER SYSTEM MOUNTING BRACKET

» **2207624**

XP 1000 '17-22, CREW XP 1000 '18-22,  
CREW 1000 '20-22, 1000 '20-22, DIESEL '20-22

REQUIRED TO USE WIPER ON 2883266 OR 2883300



## FLOOR MATS - 3 SEAT

» **2882780** **XP 1000 ONLY**

XP 1000 '18-22, CREW XP 1000 '19-22, DIESEL '20-22  
CREW: FITS FRONT SEATS ONLY

» **2884247** **1000 ONLY**

CREW 1000 '20-22, 1000 '20-22, DIESEL '20-22  
CREW: FITS FRONT SEATS ONLY

## NOISE REDUCTION SYSTEM

» **2883489**

XP 1000 '18-22, CREW XP 1000 '19-22,  
1000 '20-22, CREW 1000 '20-22, DIESEL '20-22

DESIGNED TO ATTACH TO THE REAR CLOSURE PANEL OF YOUR RANGER CAB, THE SOUND ABSORBING MATERIAL REDUCES UNWANTED NOISE FOR A QUIETER CAB

## UNDER SEAT DRY STORAGE

» **2882910** **XP 1000 ONLY**

XP 1000 '18-22, CREW XP 1000 '19-22, DIESEL '20-22

WILL NOT WORK WITH SUBWOOFER 2882890 & 2884233



With Polaris PULSE it's easy to add all your electrical accessories.  
SEE P. 46 TO LEARN MORE



### MULTI-FUNCTION CAB LIGHT



- LED dome light provides white, red, green and blue lighting options
- Battery-operated. Recharges when the vehicle is on
- Can be removed to use as a flashlight in and around your vehicle

- Red light is great for reading maps
- Green light is perfect for navigating in the dark
- Blue light is ideal for night riding

#### » 2882871

XP 1000 '18-22, CREW XP 1000 '19-22, CREW 1000 '20-22, 1000 '20-22, DIESEL '20-22  
REQUIRES ROOF PULSE: 2882904

### REMOTE GARAGE DOOR OPENER BY HOMELINK

- HomeLink technology allows you to control up to two garage doors

#### » 2882892

XP 1000 '18-22, CREW XP 1000 '19-22, CREW 1000 '20-22, 1000 '20-22



### POLARIS RANGER XP FULL-SIZE SEATSAVER - SPLIT BENCH SEAT XP 1000 ONLY

- Covers the back and bottom of seat

- » POLARIS PURSUIT CAMO • 2883244-587
- » CARHARTT BROWN • 2883244-218
- » CARHARTT GRAVEL • 2883244-458

XP 1000 '18-21, CREW XP 1000 '19-21, DIESEL '20-22  
CREW: FITS FRONT SEATS ONLY  
NO REAR SEAT COVERS AVAILABLE



### » 2881439

### SIDE VIEW MIRRORS

- Mounts on any RANGER vehicle that is equipped with doors
- Fully adjustable to accommodate riders of all sizes and can fold in to prevent being struck

- » DOOR MOUNTED (shown) • 2889241
- » ROPS-MOUNTED • 2889243

XP 1000 '18-22, CREW XP 1000 '19-22, CREW 1000 '20-22, 1000 '20-22, DIESEL '20-22



### WORK BEACON LED LIGHT

- 15.2 mof illumination 360° around your vehicle
- Ideal for plowing, hunting and nighttime utility work
- Break-away construction protects the light in areas with tight clearance
- Mounted to the vehicle on the rear of the ROPS
- Easily hinge the light up during use and hinge it down when in transit
- Add LED Headlights for more light

#### » 2883265

XP 1000 '18-22, CREW XP 1000 '19-22, CREW 1000 '20-22, 1000 '20-22, DIESEL '20-22  
REQUIRES LIGHT BAR HARNESS/EXTENSION 2883230 AND 2883854

### » 2889576

### LED HEADLIGHTS DIESEL ONLY

- LED Headlights offer improved brightness and illumination vs stock halogen lights
- Designed with styling specific to RANGER DIESEL

» 2889576  
DIESEL '20-22



### REVERSE WARNING ALERT

#### » 2883246

XP 1000 '18-22, CREW XP 1000 '19-22, CREW 1000 '20-22, 1000 '20-22, DIESEL '20-22  
AUTOMATICALLY ACTIVATED WHENEVER THE VEHICLE IS PUT IN REVERSE

### HORN TOP SELLER



#### » 2882764

XP 1000 '18-22, CREW XP 1000 '19-22, CREW 1000 '20-22, 1000 '20-22, DIESEL '20-22

### LARGE REAR VIEW MIRROR TOP SELLER

#### » 2879969

XP 1000 '17-22, CREW XP 1000 '18-22, CREW 1000 '20-22, 1000 '20-22, DIESEL '20-22



### WIDE ANGLE REAR VIEW MIRROR

- Large 6.4 x 35.6 cm adjustable convex mirrored surface gives you a full-spectrum view

#### » 2881439

XP 1000 '17-22, CREW XP 1000 '18-22, CREW 1000 '20-22, 1000 '20-22, DIESEL '20-22



3-SEAT & CREW

1000 / XP 1000 / DIESEL

ROOFS

WINDSHIELDS

REAR PANELS

DOORS

CAB KITS

CAB COMFORT & CONVENIENCE

WINDCHES

PROTECTION

AUDIO

STORAGE

# WINCHES

## DEPENDABLE. TOUGH. BUILT FOR THE OFF-ROAD.

A Polaris Engineered winch is designed to help you get the job done right, get you on your way faster and prepare you for the unexpected.

### WHY POLARIS?

Polaris off-road vehicles are engineered with designated mounting points and wiring for seamless install of Polaris Engineered winches.



TESTED **1,200+** PULLS AT MAX LOAD



BUILT TO WITHSTAND **-29°C** TEMPERATURES



OPERATES **FULLY SUBMERGED**



**MILITARY** TESTED & APPROVED



ADD A PLOW  
P. 52

## FEATURES & BENEFITS

### ALL POLARIS ENGINEERED WINCHES COME WITH:

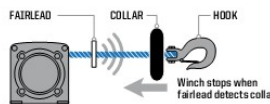
- ✓ INTEGRATED WIRING, MOUNT, PREASSEMBLED
- ✓ HOOK WITH STRAP
- ✓ CUT STEEL GEARS & SEALED DRIVETRAIN
- ✓ SEALED PERMANENT MAGNET MOTOR



Retrieve cable 5x as fast as standard mode on other Polaris winches. Get back to riding or complete your task quicker.

1. Set winch dial to N (Neutral) to manually pull the rope out and secure the hook to your anchor point
2. Set winch dial to L (Low) for maximum pulling power while winching your load
3. Set winch dial to H (High) for retrieving the rope 5x faster with Rapid Rope Recovery

### AUTO STOP TECHNOLOGY



Auto Stop technology protects and extends the life of your winch by automatically stopping the winch at the end of pull to prevent over-spooling. While plowing, it prevents the plow frame from bending by stopping the winch once the plow has been lifted.

### PREMIUM SYNTHETIC ROPE

With its lightweight, yet extremely strong, design and superior flexibility, this 50 ft long synthetic rope is easy to handle and can stand up to any tough job.

### WIRELESS REMOTE

This convenient remote operates your Polaris winch wirelessly from within 50 ft of the vehicle. Operate your winch safely outside your vehicle while on the job site or trails.

## UPGRADE YOUR CONTROLS

### DASH WINCH SWITCH KIT

- Allows user to add a dash switch as an additional means to control winch
- Can be used with all winches and are compatible with other control methods (wireless/wired)

» 2889050

XP 1000 '18-22, CREW XP 1000 '19-22, CREW 1000 '20-22, 1000 '20-22, DIESEL '20-22

### TOPSELLER

#### POWER CONTROLLER



- Control winch/plow hydraulics from shift knob

» 2883247

XP 1000 '18-22, CREW XP 1000 '19-22, CREW 1000 '20-22, 1000 '20-22, DIESEL '20-22  
REQUIRES WINCH ADAPTER 2884159 WHEN USING A WINCH FOR LIFTING DEVICE

#### WIRED REMOTE CONTROL

- Handle and socket both required

» REMOTE HANDLE • 4013466

» SOCKET • 4017102

WORKS WITH ALL MODELS

## REPLACEMENT PARTS

### SYNTHETIC ROPE

2,722 kg  
» 2879188

2,041 kg  
» 2879187



### MODEL

**XP 1000** '18-22  
**CREW XP 1000** '19-22  
**1000** '20-22  
**CREW 1000** '20-22  
**DIESEL** '20-22

NON EPS RANGER 1000 REQUIRES FRONT BUMPER

**PRO** PRO HEAVY DUTY SERIES

### TOP-OF-THE-LINE FEATURES

BEST FOR PLOWING, HEAVY-DUTY OUTDOOR CHORES & TRAIL RIDING



**HD** HEAVY DUTY SERIES

### BUILT FOR THE OFF-ROAD

BEST FOR THE CASUAL OFF-ROAD RIDER



**PRO** PRO HEAVY DUTY SERIES

**HD** HEAVY DUTY SERIES



NOT AVAILABLE



ADD AUTO STOP UPGRADE

**2884702**

WORKS WITH 2882714  
SYNTHETIC ROPE REQUIRED



ADD SYNTHETIC ROPE

**2879187**



ADD WIRELESS REMOTE

**TOP SELLER 2883455**

WORKS WITH 2882714

2,722 kg

2,041 kg

2,041 kg

**TOP SELLER**  
**2882710**

**TOP SELLER**  
**2882711**

**TOP SELLER**  
**2882714**

3-SEAT & CREW

1000 / XP 1000 / DIESEL

ROOFS

WINDSHIELDS

REAR PANELS

DOORS

CAB KITS

CAR COMFORT & CONVENIENCE

WINCHES

PROTECTION

AUDIO

STORAGE

# PROTECTION

PERFECT FOR: **INCREASED PROTECTION AROUND LIGHTING AND FENDERS**

## STANDARD BRUSHGUARDS

## HD BRUSHGUARDS



• To use Front Bumper with RIDE COMMAND and Front Camera, RIDE COMMAND Bumper Adapter (2207941) is required

» **TOP SELLER** FRONT • 2882531      » **TOP SELLER** REAR • 2882529  
 XP 1000 '18-22, CREW XP 1000 '19-22, CREW 1000 '20-22, 1000 '20-22, DIESEL '20-22  
 FRONT BRUSHGUARD DOES NOT FIT HIGH LIFTER MODELS  
 1000 NON-EPS VEHICLES REQUIRE FRONT BUMPER: 2884123

» **RIDE COMMAND BUMPER ADAPTER** • 2207941  
 FOR USE ON VEHICLES WITH RIDE COMMAND AND FRONT CAMERA

• Increased protection over stock bumper with integrated mounting locations for accessories and lights (sold separately) with a durable matte black finish

• Easy installation with included mounting hardware  
 • Additional 36" storage area for recovery equipment

» **FRONT** • 2885105      » **REAR** • 2884217  
 XP 1000 '18-22, CREW XP 1000 '19-22, CREW 1000 '20-22, 1000 '20-22, DIESEL '20-22  
 FRONT BRUSHGUARD DOES NOT FIT HIGH LIFTER MODELS  
 REAR: RECOMMENDED WITH RIGID® OR PRO ARMOR  
 POD LIGHTS FOR UPGRADED LIGHTING

## ROCK GUARDS



### ROCK GUARD WITH STEP

- Reliable, hard-working protection for edges of vehicle
- Integrated step with boot scraper helps keep interior clean
- Mounts directly to the frame, instead of underneath, for maximum ground clearance
- Steel construction with black e-coat and durable black powder-coated finish

» **TOP SELLER** 3-SEAT • 2882530  
 XP 1000 '18-22, 1000 '20-22, DIESEL '20-22

» **CREW** • 2883398  
 CREW XP 1000 '19-22, CREW 1000 '20-22





**HIGH-MOUNTED FRONT BRUSHGUARD**



- Increased protection over stock bumper
- Offers a higher winch mounting position which allows for easier access when used in deep mud
- Not compatible with Polaris Plow Systems

» **2889271**

XP 1000 '18-22, CREW XP 1000 '19-22, CREW 1000 '20-22, 1000 '20-22, DIESEL '20-22  
REQUIRED TO INSTALL WINCH/PLOW ON NON EPS RANGER 1000

**FRONT BRUSHGUARD 1000 ONLY**



- Increased protection over stock bumper
- Sturdy stamped steel and tube construction
- Integrated mounting positions for plow and winch accessories

» **2889330**

CREW 1000 '20-22, 1000 '20-22, DIESEL '20-22  
REQUIRED TO INSTALL WINCH/PLOW ON NON EPS RANGER 1000



**HIGH-MOUNTED HD 4,500 LB. WINCH** WINTER AVAILABILITY



- Provides outstanding performance and versatile pulling power
- The elevated mounting position allows for easier access when used in deep mud

» **2889272**

XP 1000 '18-22, CREW XP 1000 '19-22, CREW 1000 '20-21, 1000 '20, DIESEL '20-22

**A-ARMS**



**HIGH CLEARANCE A-ARMS**


- Valuable, reliable protection for vital front suspension components exposed to the rigors of off-road environments
- Strong, durable, lightweight polyethylene construction withstands off-road impacts to protect the A-Arms

» **FRONT • 2889269**

XP 1000 '18-22, CREW XP 1000 '19-22, CREW 1000 '20-22, 1000 '20-22

» **REAR • 2889270**

XP 1000 '18-22, CREW XP 1000 '19-22, CREW 1000 '20-22, 1000 '20-22



**HMW A-ARM GUARDS**

- Strong, .64 cm thick, durable, lightweight HMW (high molecular weight) polyethylene construction helps protect against off-road impacts
- Molded specifically for the RANGER XP 1000 & 1000 front suspension for a sure fit and low-profile presence
- Easy bolt-on design with mounting hardware included

» **FRONT • 2882784**

XP 1000 '18-22, CREW XP 1000 '19-22, CREW 1000 '20-22, 1000 '20-22  
WILL NOT FIT ARCHED A-ARM MODELS

» **REAR • 2882787**

XP 1000 '18-22, CREW XP 1000 '19-22, CREW 1000 '20-22, 1000 '20-22  
WILL NOT FIT ARCHED A-ARM MODELS

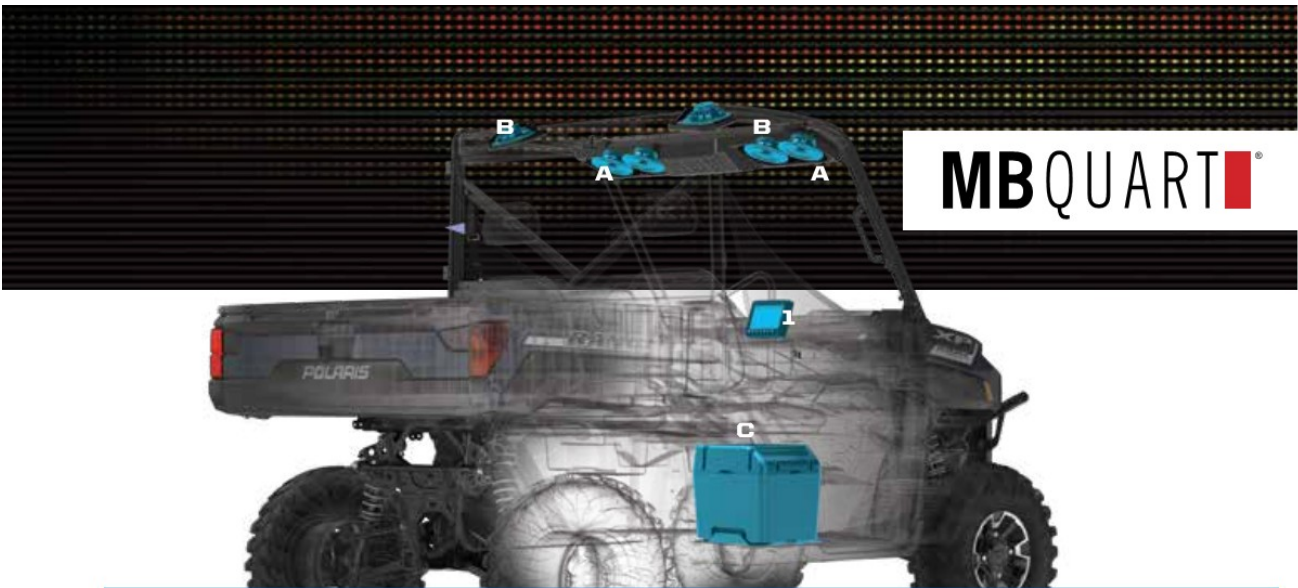
# AUDIO

BUILD YOUR AUDIO SYSTEM

## OFF-ROAD GRADE AUDIO

MB Quart, combined with Polaris, engineers Off-Road Grade Audio equipment that's proven to deliver the loudest, crispest sound in the harshest conditions. Rain, snow, mud, heat, cold, dust—**ANY PLACE YOUR RANGER EXCELS, SO WILL YOUR AUDIO.**





3-SEAT & CREW

1000 / XP 1000 / DIESEL

ROOFS

WINDSHIELDS

REAR PANELS

DOORS

CAB KITS

CAR COMFORT & CONVENIENCE

WINDSHIES

PROTECTION

AUDIO

STORAGE

## BUILD YOUR SOUND WITH RIDE COMMAND

### STEP 1 ADD HEAD UNIT

7" DISPLAY POWERED BY RIDE COMMAND

2884072

SEE P. 42 FOR MORE INFORMATION

### STEP 2 ADD MOUNT

**2889309**

XP 1000 '22, CREW XP 1000 '22,  
CREW 1000 '22, 1000 '22  
FOR NORTHSTAR AND ALL OTHER  
MODELS WITHOUT 900 WATT

OR

**2889310**

XP 1000 '22, CREW XP 1000 '22,  
CREW 1000 '22, 1000 '22  
FOR 900 WATT STATOR

### STEP 3

## UPGRADE AUDIO BY ADDING VISOR OR DASH AUDIO

### OPTION 1 VISOR AUDIO

#### A. OVERHEAD VISOR SPEAKERS

2882891

**HARNES REQUIRED**

**TOP SELLER** 2882904  
CREW MODELS REQUIRE  
ADDITIONAL 2883231

+

#### B. REAR OVERHEAD SPEAKERS

**TOP SELLER** 2882876

XP 1000 '18-22, CREW XP 1000 '19-22,  
CREW 1000 '20-22, 1000 '20-22

+

#### C. 25.4 cm MAXBOOST SUBWOOFER

2884233

XP 1000 '18-22, CREW XP 1000 '19-22  
WITH 900 WATT STATOR

OR

### OPTION 2 DASH AUDIO

#### A. AUDIO DASH SPEAKERS

**TOP SELLER** 2883956

XP 1000 '19-22, CREW XP 1000 '19-22,  
CREW 1000 '20-22, 1000 '20-22

+

#### B. REAR OVERHEAD SPEAKERS

**TOP SELLER** 2882876

XP 1000 '18-22, CREW XP 1000 '19-22,  
CREW 1000 '20-22, 1000 '20-22

+

#### C. 25.4 cm MAXBOOST SUBWOOFER

2884233

XP 1000 '18-22, CREW XP 1000 '19-22  
RANGER MODELS WITH RIDE COMMAND PACKAGE  
REQUIRE 2883232 ADAPTER HARNES

AUDIO DASH SPEAKERS INCLUDE BUILT-IN FOUR CHANNEL AMPLIFIER (40-WATTS) AND TWO OFF-ROAD GRADE 13.3 cm SPEAKERS



DOWNLOAD THE RIDE COMMAND MOBILE APP

# AUDIO

BUILD YOUR AUDIO SYSTEM

## OFF-ROAD GRADE AUDIO

### 1 CHOOSE A HEAD UNIT Control all aspects of your sound system. Choose what to listen to and how loud.



DASH STEREO

#### 160 WATT, WATERPROOF AM/FM BLUETOOTH AUDIO SYSTEM TOP SELLER



- All-in-one solution for giving your vehicle a performance-ready sound system
- USB input, Bluetooth 4.0 compatible, Apple Control, AM/FM tuner\*
- Built-in four channel amplifier (40-watts x 4)
- Two off-road grade 13.3 cm speakers with titanium dome tweeters and polypropylene cones

» 2882750

XP 1000 '18-22, CREW XP 1000 '19-22, CREW 1000 '20-22, 1000 '20-22

USE AS IS OR  
ADD ADDITIONAL SPEAKERS



VISOR STEREO

#### 300 WATT AM/FM, BLUETOOTH AUDIO VISOR WITH FOUR 16.5 cm WATERPROOF SPEAKERS TOP SELLER




- One-step solution for off-road audio
- USB input, Bluetooth 4.0 compatible, Apple Control, AM/FM tuner\*
- 300-Watt four channel amplifier (75 watts x 4)
- Four 16.5 cm coaxial speakers with titanium dome tweeters and polypropylene cones
- Audio outputs to drive additional speakers
- Four Accessory knock outs
- Polaris PULSE Electrical System

» 2882888

XP 1000 '18-22, CREW XP 1000 '19-22, CREW 1000 '20-22, 1000 '20-22  
NOT COMPATIBLE WITH 7" DISPLAY POWERED BY RIDE COMMAND

COMES WITH OVERHEAD VISOR SPEAKERS (AT RIGHT)  
USE AS IS OR ADD ADDITIONAL SPEAKERS

\*The FM Frequency range is from 88 to 108 and only on the odds (i.e. 88.1, 88.3, etc.)



**MBQUART**

3-SEAT & CREW

1000 / XP 1000 / DIESEL

ROOFS

WINDSHIELDS

REAR PANELS

DOORS

CAB KITS

CAR COMFORT & CONVENIENCE

WINDSHIES

PROTECTION

AUDIO

STORAGE

## 2 ADD SPEAKERS - MIX AND MATCH

Your RANGER is ready for work, but is it ready to entertain? From a simple two-speaker setup to a complete system - add speakers to **BUILD IT YOUR WAY**.



### A VISOR SPEAKERS

#### STANDARD WITH VISOR STEREO 300 WATT OVERHEAD AUDIO VISOR SPEAKERS

- Built-in 300-Watt amplifier (75-watt x 4 channels)
- Four 16.5 cm speakers located in the overhead
- Waterproof system for reliable power and sound quality

» **2882891**  
XP 1000 '18-22, CREW XP 1000 '19-22, CREW 1000 '20-22, 1000 '20-22



### B OVERHEAD SPEAKERS

#### REAR OVERHEAD SPEAKERS TOP SELLER

- Two 16.5 cm rear roof mounted speakers with titanium dome tweeters and polypropylene cones
- Easy install
- Waterproof system for reliable power and sound quality

» **2882876**  
XP 1000 '18-22, CREW XP 1000 '19-22, CREW 1000 '20-22, 1000 '20-22



### C SUBWOOFER

#### MAX BOOST 25.4 CM 250 WATT SUBWOOFER XP 1000 ONLY

- Built-in 250-watt amplifier powering 25.4 cm waterproof subwoofer
- Fits RANGER XP 1000 with flip-up passenger seat

» **2882890**  
XP 1000 '18-22, CREW XP 1000 '19-22  
NOT COMPATIBLE WITH 7" DISPLAY  
POWERED BY RIDE COMMAND, WILL NOT FIT WITH 2882910 STORAGE INSTALLED

## 3 MAKE IT WORK

### VISOR STEREO HEAD UNIT

### VISOR SPEAKERS

### POLARIS PULSE ROOF 6

- Required with Visor Stereo (2882888)
- Required to add Visor Speakers (2882891)

» TOP SELLER **2882904**  
XP 1000 '18-22, CREW XP 1000 '19-22, CREW 1000 '20-22, 1000 '20-22

### CREW MODELS

### CREW EXTENSION

- Required for all Crew models where Polaris PULSE Roof 6 Harness (2882904) is required

» **2883231**  
CREW XP 1000 '19-22, CREW 1000 '20-22

### NEW GEOFENCING KIT 1000 ONLY

- Keep vehicle operators safe by quickly setting and controlling ride boundaries such as speed limits within and outside the geofenced area

- Ensure operators are riding at the appropriate speed for their experience and terrain by setting a max speed from your RIDE COMMAND app

- Activate passcode protection and to have full control of who and when the vehicle is being operated

» **2884779**  
CREW 1000 '20-22, 1000 '20-22

# STORAGE



**BRING IT ALL.  
BRING IT ON.**

From opposite sides of the globe, the most capable machines in the off-road world meet a trusted outdoor adventure brand to deliver industry-exclusive, purpose-built roof racks, bed racks and accessories to help Polaris RANGER users have more fun and get more done. Increase storage capacity so you can go where you want with everything you need, organized to succeed.



## PICK YOUR RACK

## PICK YOUR MOUNT



**NEW** REAR BED RACK /  
3-SEAT ROOF RACK

- Can be used as Bed Rack or Roof Rack on 3-Seat models, depending on which mount is purchased. Bed Rack only on Crew models.
- Bed Rack and Roof Rack can be used together if both mounts are purchased

» 2889236

XP 1000 '18-22, 1000 '20-22, DIESEL '20-22



**NEW** ROOF RACK - CREW

» 2889237

CREW XP 1000 '19-22, CREW 1000 '20-22



**NEW** REAR BED RACK MOUNT FALL AVAILABILITY

» 2889235

XP 1000 '18-22, 1000 '20-22, CREW XP 1000 '19-22, CREW 1000 '20-22, DIESEL '20-22



**NEW** ROOF RACK MOUNT

» 3-SEAT • 2889233

XP 1000 '18-22, 1000 '20-22,  
DIESEL '20-22

» CREW • 2889234

CREW XP 1000 '19-22, CREW 1000 '20-22



## MAXIMIZE YOUR RIDE

For decades, Rhino-Rack® has built some of the world's highest quality racks, accessories and mounts for the widest variety of uses and conditions. So whether you use your machine for hard work, hunting, fishing, and more, you can bring it all — and bring it on!



## BUILD THE ULTIMATE UTILITY VEHICLE

Transform your vehicle for work, play or anything in between with durable and easy-to-use roof and bed racks, load securing accessories and the latest in carrier technology.



## BUILT FOR THE LONG HAUL

Rhino-Rack® designs and builds award-winning racks, accessories and mounts to endure the most extreme uses and conditions.

## ACCESSORIZE IT



### NEW GUN MOUNTING BRACKET

- Bracket used to mount Kolpin Stronghold Gun Boots to Rhino-Rack® systems when paired with Auto-Latch Mount (2884106), sold separately

» 2889327

XP 1000 '18-22, CREW XP 1000 '19-22, CREW 1000 '20-22, 1000 '20-22, DIESEL '20-22



### NEW EYELET TIE-DOWNS

- Includes one set and hardware (straps not included) and attaches in multiple places on the platform to use as additional tie-down points
- Anti-corrosive galvanized steel for heavy-duty strength and long life

» 2889527

XP 1000 '18-22, CREW XP 1000 '19-22, CREW 1000 '20-22, 1000 '20-22, DIESEL '20-22




### NEW MULTI-PURPOSE TOOL HOLDER

- Carry and protect tools, paddles, and more during your ride
- Ratchet-locking mechanism for quick release with rubber inserts to secure accessories into place

» 2889528

XP 1000 '18-22, CREW XP 1000 '19-22, CREW 1000 '20-22, 1000 '20-22, DIESEL '20-22



### NEW SPARE TIRE HOLDER

- Transport your spare tire outside your vehicle
- Easily mounts to your Rhino-Rack® Rear Bed Rack

» 2889529

XP 1000 '18-22, CREW XP 1000 '19-22, CREW 1000 '20-22, 1000 '20-22, DIESEL '20-22



### NEW TRACTION BOARD MOUNT

- Strong, durable mount is easy to attach to the Rhino-Rack® platform
- Traction board not included

» 2889530

XP 1000 '18-22, CREW XP 1000 '19-22, CREW 1000 '20-22, 1000 '20-22, DIESEL '20-22



### NEW CARGO CORNER BRACKET

- Bring your Polaris Northstar cooler along while saving space inside your vehicle
- Unique anti-rotation nut for maximum cargo security

» 2889531

XP 1000 '18-22, CREW XP 1000 '19-22, CREW 1000 '20-22, 1000 '20-22, DIESEL '20-22




### NEW HIGH-LIFTING JACK MOUNT

- Installs simply and quickly with durable brackets
- Rugged, non-corrosive powder-coated steel stands up to the harshest conditions

» 2889533

XP 1000 '18-22, CREW XP 1000 '19-22, CREW 1000 '20-22, 1000 '20-22, DIESEL '20-22

# STORAGE



## LOCK & RIDE™

Exclusive to Polaris, Lock & Ride accessories let you quickly change from one task to another with hundreds of options.



WITH THE FLIP OF A LEVER, LOCK & RIDE PLUNGERS USE OUTWARD PRESSURE TO EXPAND FOR A SECURE FIT.



### CARGO BED REAR WINCH



- Assists lifting heavy objects like hay bales or big game up into rear cargo bed
- 136 kg winch mounts high on rear cab frame
- Equipped with 4.6 m of premium synthetic rope

» 2884215

XP 1000 '18-22, CREW XP 1000 '19-22, CREW 1000 '20-22, 1000 '20-22, DIESEL '20-22  
REQUIRES ROOF PULSE: 2882904



### LOCK & RIDE FRONT BRUSHGUARD STORAGE RACK

- Allows extra storage space in front of your vehicle
- Accommodates a Polaris Northstar 28 L Cooler or similar sized items
- Attaches and removes easily
- Mounts to existing plow mounting points

» 2883971

XP 1000 '18-22, CREW XP 1000 '19-22, CREW 1000 '20-22, 1000 '20-22, DIESEL '20-22



### LOCK & RIDE TONNEAU COVER

- Protects items stored in cargo bed from the elements
- HDPE construction on steel sub-frame can support up to 45.4 kg on top of cover
- Molded storage area for Polaris Northstar 28 L Cooler
- Convenient hinged middle panel for easy access
- Easy installation with Lock & Ride

» 2884218

XP 1000 '18-22, CREW XP 1000 '19-22, CREW 1000 '20-22, 1000 '20-22, DIESEL '20-22



### LOCK & RIDE TIP-DOWN HEADACHE RACK

TOP SELLER

- Rack tips down for additional storage solutions with space below and multiple tie-down points
- Lightweight and heavy-duty rack protects the cab of your RANGER and lets you haul even more

» 2881531

XP 1000 '17-22, CREW XP 1000 '18-22, CREW 1000 '20-22, 1000 '20-22, DIESEL '20-22



### LOCK & RIDE CARGOMAX SYSTEM

- Comes standard with a support bar that ties the two sides together for a sturdy cargo hold
- Designed to attach to the Lock & Ride Tip-Down Headache Rack for additional support and three-sided containment
- Adjustable utility hooks provide more options for hanging tools, cords or gear

» 2882177

XP 1000 '17-22, CREW XP 1000 '18-22, CREW 1000 '20-22, 1000 '20-22, DIESEL '20-22



### FRONT HOOD STORAGE RACK

- Front curve helps keep cargo in place when traveling
- Provides additional protection
- Fully integrated pivots to gain under-hood access
- Requires Bumper Adapter 2207941 when used with 7" Display powered by RIDE COMMAND

» 2882690

XP 1000 '18-22, CREW XP 1000 '19-22, CREW 1000 '20-22, 1000 '20-22, DIESEL '20-22  
DOES NOT FIT WITH BUMPER 2882531, REQUIRES 2207941 TO WORK WITH FRONT CAMERA



### LOCK & RIDE BED EXTENDER/DIVIDER

- Extend or divide the cargo box
- Installs in any location in the box
- Multiple tie-down points available to secure cargo

» 2882752

XP 1000 '18-22, CREW XP 1000 '19-22, CREW 1000 '20-22, 1000 '20-22, DIESEL '20-22



### CANVAS STORAGE - CREW

- Attaches easily to the rear of the front seat in your crew vehicle
- Provides storage pockets for a variety of items, ensuring they're always within reach

» 2889268

CREW XP 1000 '18-22, CREW '20-22, DIESEL '20-22





3-SEAT & CREW

1000 / XP 1000 / DIESEL

ROOFS

WINDSHIELDS

REAR PANELS

DOORS

CAB KITS

CARGO MOUNT & CONVENIENCE

WINDSHES

PROTECTION

AUDIO

STORAGE

## 75+ COMBINATIONS TO MAKE IT YOUR OWN

With a full line of Lock & Ride accessories, you can haul more and do more. Use the chart below to see what combinations work together.

POLARIS RANGER STORAGE MATRIX XP 1000 / 1000 570 FULL-SIZE		LOCK & RIDE Tip-Down Headache Rack TOP SELLER	LOCK & RIDE CargoMax System	LOCK & RIDE Bed Extender/Divider	LOCK & RIDE Storage Box	LOCK & RIDE Tool Rack	LOCK & RIDE Chainsaw Mount	LOCK & RIDE 60 Gallon Boomless Utility Sprayer	Cargo Bed Rear Winch	LOCK & RIDE Front Brushguard Storage Rack	LOCK & RIDE Tonneau Cover	Cargo Bed Mat	NEW RHINO-RACK Roof Rack - 3-Seat	NEW RHINO-RACK Bed Rack - 3-Seat & Crew	NEW RHINO-RACK Roof Rack - Crew
LOCK & RIDE	Tip-Down Headache Rack TOP SELLER	2881531	2882177	2882752	2883279	2881533	2879354	2879799	2884215	2883971	2884218	2882751	2889236	2889236	2889237
LOCK & RIDE	Tip-Down Headache Rack TOP SELLER	2881531	✓	✓	✓		✓	✓		✓		✓	✓		✓
LOCK & RIDE	CargoMax System	2882177	✓		✓ <sup>2</sup>					✓		✓	✓		✓
LOCK & RIDE	Bed Extender/Divider	2882752	✓		✓	✓	✓		✓	✓		✓	✓		✓
LOCK & RIDE	Storage Box	2883279	✓	✓ <sup>1</sup>		✓	✓		✓	✓		✓	✓		✓
LOCK & RIDE	Tool Rack	2881533		✓	✓		✓		✓	✓		✓	✓		✓
LOCK & RIDE	Chainsaw Mount	2879354	✓	✓	✓			✓	✓	✓		✓	✓		✓
LOCK & RIDE	60 Gallon Boomless Utility Sprayer	2879799	✓			✓			✓	✓		✓	✓		✓
	Cargo Bed Rear Winch	2884215		✓	✓	✓	✓			✓		✓	✓		✓
LOCK & RIDE	Front Brushguard Storage Rack	2883971	✓	✓	✓	✓	✓		✓		✓	✓	✓	✓	✓
LOCK & RIDE	Tonneau Cover	2884218								✓		✓	✓		✓
	Cargo Bed Mat	2882751	✓	✓	✓	✓	✓	✓	✓	✓	✓		✓	✓	✓
RHINO-RACK	NEW Roof Rack - 3-Seat	2889236	✓	✓	✓	✓	✓	✓	✓	✓	✓	✓		✓	
RHINO-RACK	NEW Bed Rack - 3-Seat & Crew	2889236										✓			✓
RHINO-RACK	NEW Roof Rack - Crew	2889237	✓	✓	✓	✓	✓	✓	✓	✓	✓	✓	✓	✓	

<sup>1</sup> Storage box at front of cargo box if not used with Tip-down Headache Rack

<sup>2</sup> Storage box at front of cargo box

### LOCK & RIDE QUICKSTRAP

- The quickest and most secure way to mount Polaris accessories
- Sold as a pair

» 2882187

ALL COOLERS, RANGER CARGO BOXES



### LOCK & RIDE D-RINGS TOP SELLER

- The most versatile Lock & Ride accessory - add as many as you need to secure your cargo with bungee cords or straps

» 2881545

ALL RANGER CARGO BOXES



### 3.8 cm x 4.6 m 2495 kg RATCHET STRAP

- Heavy-duty webbing
- 2,495 kg Maximum Load / Working Load

• 2 Pack

» 2884031

### 5.1 cm x 6.1 m 4536 kg RATCHET STRAP

- Heavy-duty webbing
- 4,536 kg Maximum Load / 1,497 kg Working Load

• Floating D-Rings and Double J-Hooks

» 2884032

# STORAGE

## LOCK & RIDE CHAINSAW MOUNT

- Can be secured to the outside of the bed wall so your chainsaw is within reach at all times

» 2879354

XP 1000 '17-22, CREW XP 1000 '18-22,  
CREW 1000 '20-22, 1000 '20-22, DIESEL '20-22



## LOCK & RIDE 227 L BOOMLESS UTILITY SPRAYER

» 2879799

XP 1000 '17-22, CREW XP 1000 '18-22,  
CREW 1000 '20-22, 1000 '20-22,  
DIESEL '20-22



## BED ESSENTIALS

### FIRE EXTINGUISHER HOLDER

- Only holds a 8.3 cm diameter extinguisher
- Quick release strap allows for easy use

» 2882158

XP 1000 '17-22, CREW XP 1000 '18-22,  
CREW 1000 '20-22, 1000 '20-22, DIESEL '20-22



### ELECTRONIC CARGO BOX LIFT

» 2884141

XP 1000 '18-22, CREW XP 1000 '19-22,  
CREW 1000 '20-22, 1000 '20-22,  
DIESEL '20-22



### RIDE & REPAIR ESSENTIALS KIT

» 2881207

XP 1000 '17-22, CREW XP 1000 '18-22,  
CREW 1000 '20-22, 1000 '20-22,  
DIESEL '20-22



### CARGO BED MAT

- Non-slip surface to better secure loads and keep cargo bed clean

» 2882751

XP 1000 '18-22, CREW XP 1000 '19-22,  
CREW 1000 '20-22, 1000 '20-22,  
DIESEL '20-22



## TOW & HAUL



### TRAILER BALLS

- » 5 cm WITH 1.9 cm SHANK  
2877603
- » 4.8 cm WITH 1.9 cm SHANK  
2877602



### 5 cm BALL MOUNT

- » 5 cm RECEIVER  
2875320



### 3:1 HITCHES

- » 5 cm x 5 cm RECEIVER  
2830522  
ALL RANGER MODELS
- » 3 cm x 3 cm RECEIVER  
2830523  
ALL RANGER MODELS



- » 4.8 cm REPLACEMENT BALL  
2830524  
ALL RANGER MODELS



3-SEAT & CREW

1000 / XP 1000 / DIESEL

ROOFS

WINDSHIELDS

REAR PANELS

DOORS

CAB KITS

CAB COMFORT & CONVENIENCE

WINCHES

PROTECTION

AUDIO

STORAGE

## TASK-SPECIFIC TOOLS

### LOCK & RIDE TOOL RACK

- Attach on the inside or outside of the cargo bed
- » 2881533  
XP 1000 '17-22, CREW XP 1000 '18-22, CREW 1000 '20-22, 1000 '20-22, DIESEL '20-22



## ORGANIZE & PROTECT

### LOCK & RIDE STORAGE BOX

- Enough room to store all the tools you need to get the job done
- Internal organizational dividers keep gear from rolling around
- Easily detaches from vehicle
- » 2883279  
XP 1000 '17-22, CREW XP 1000 '18-22, CREW 1000 '20-22, 1000 '20-22, DIESEL '20-22




## DO MORE:



**COOLERS**  
P. 48



**HUNT**  
P. 50



**COLD WEATHER**  
P. 52



**LIGHTING**  
P. 58

# CONNECTED TECHNOLOGY

## POLARIS RIDECOMMAND



## PLAN. TRACK. SHARE. CONNECT.

### PLAN YOUR RIDE

Plan an epic ride with stops along the way, customize and adjust your path to maximize your route. You can even share your planned route with friends.

### WAYPOINTS

Follow user-defined locations to keep track of important locations like hunting stands or blinds, food plots, needed maintenance around the farm or ranch, and so much more.

### INDUSTRY'S ONLY PLOW MODE

Allows for quicker snow removal with an adjusting plow position. When gear is in low, the plow automatically drops. When put in reverse, the plow automatically lifts.

### BACK UP TO A TRAILER

The back-up camera now makes it easier and faster than ever to hook up a trailer, and automatically turns on when put in reverse.



AVAILABLE ON RIDE COMMAND MODELS & AS AN ACCESSORY  
7" DISPLAY POWERED BY RIDE COMMAND



- **Bright, 7" touchscreen** visible in all conditions
- **Pre-Loaded Maps**  
Available offline on the in-dash display so you always know where you are.
- **Route Planning**  
Add points of interest and waypoints to make the most of your off-road adventure.
- **Camera Integration**  
Navigate with full view of your surroundings. Use the integrated rear camera to see others behind you while riding.
- **Personalized Audio Experience**  
Seamlessly pair your display via Bluetooth to wirelessly stream music and stay connected with call and text alerts.
- **Configurable Gauges**  
Customize your ride experience with elevation, travel direction, fuel level and more to create relevant screens for you.
- **Plow Mode**  
Included on XP 1000 '18-20 and CREW XP 1000 '19-20 models (see P. 52 for details).

» 2884072

XP 1000 '19-22, CREW XP 1000 '19-22, CREW 1000 '20-22, 1000 '20-22  
SPEAKERS NOT INCLUDED. MUST CHOOSE AUDIO PACKAGE FOR AUDIO OUTPUT.



RIDE COMMAND INSTALL MOUNT



- Necessary mount for your 7" Display Powered by RIDE COMMAND
- Seamless fit and finish
- Includes necessary wiring harness and reverse camera kits

» 2889309

XP 1000 '22, CREW XP 1000 '22,  
CREW 1000 '22, 1000 '22  
FOR NORTHSTAR AND ALL OTHER  
MODELS WITHOUT 900 WATT

» 2889310


XP 1000 '22, CREW XP 1000 '22,  
CREW 1000 '22, 1000 '22  
FOR 900 WATT STATOR

» 2889163 FALL AVAILABILITY  
SP 570 '22



# ELECTRICAL ACCESSORIES

Polaris PULSE is a revolutionary way to provide additional power locations on your vehicle, and makes adding electrical accessories a snap. Electrical accessories are easier to install on the roof, with designated routing areas and plug and play connections.

Look for  to identify Polaris Pulse ready accessories.

## ADD ELECTRICAL SYSTEM ACCESSORIES IN 4 EASY STEPS

### STEP 1

CHOOSE A POLARIS PULSE READY ROOF	XP 1000/1000	CREW XP 1000/1000	SP 570	CREW SP 570
Premium Roof - Poly - Polaris Pursuit Camo	2882913	2883277		N/A
Premium Roof - Poly - Black	2882912	N/A		N/A
Sport Roof - Poly - Black	2882911	2883274	2885077	2885078

### STEP 2

ADD THE POLARIS PULSE ROOF 6	XP 1000/1000	CREW XP 1000/1000	SP 570	CREW SP 570
Polaris PULSE Roof 6		2882904		
Polaris PULSE Wiring Harness - Crew Extension		N/A		2889185

### THE FOLLOWING ACCESSORIES EASILY PLUG INTO THE FACTORY INSTALLED POLARIS PULSE UNDER THE HOOD:

	XP 1000/1000	SP 570
8-Vent Heater & Defrost System	P. 28	P. 78
Horn	P. 29	P. 78
Plow Controller	P. 30	P. 79
160 Watt, Waterproof AM/FM Bluetooth Audio System**	P. 34	P. 78
Light Bars	P. 58	P. 58



#### POLARIS PULSE UNDERHOOD BUS BAR - 6 POSITION 1000 ONLY

\* If upgrading to more than three accessories attaching to the underhood PULSE location, replace 3-Position Bus Bar with the Polaris PULSE Underhood Bus Bar - 6 Position

› 2884183

CREW 1000 '20-22, 1000 '20-22, DIESEL '20-22

#### POLARIS FRONT PULSE BAR AND HARNESS

\* This kit is required to install any electrical accessories on a base RANGER SP 570

› 2889185

SP 570 '22

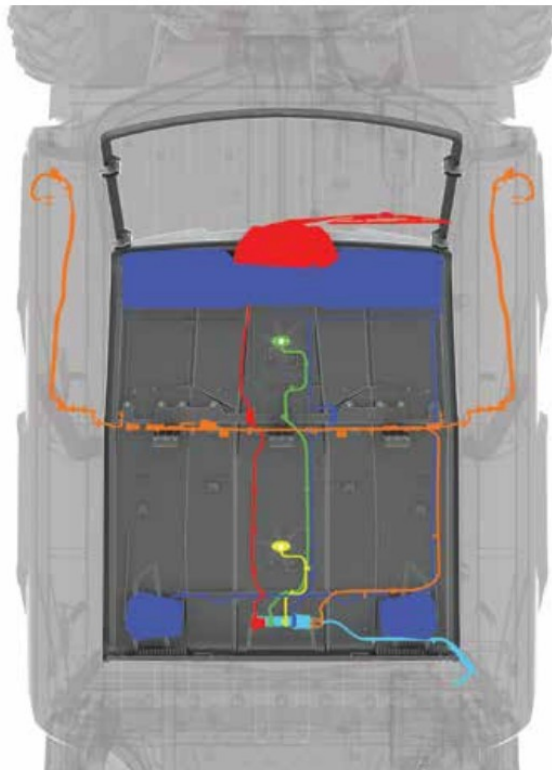
#### POLARIS PULSE BATTERY TENDER ADAPTER

\* Connects your BatteryMINDER® or trickle charger to your vehicle

› 2884297

XP 1000 '18-21, CREW XP 1000 '19-22, CREW 1000 '20-22, 1000 '20-22, SP 570 '22, CREW SP 570 '22, DIESEL '20-22

### POLARIS PULSE READY ROOF WIRING EXAMPLE



CREW XP 1000 POLARIS PULSE WIRING SHOWN



COMMON

3-SEAT & CREW /  
2-SEAT & CREW

CONNECTED  
TECHNOLOGY

ELECTRICAL  
ACCESSORIES

COOLERS

HUNT

COLD WEATHER

PLOWS

LIGHTING

WHEELS & TIRES

### STEP 3 ADD ACCESSORIES\*

POWER WINDOW DOORS	XP 1000/ 1000	CREW XP 1000/1000	SP 570	CREW SP 570
Power Window Doors - Poly - Black	2884338		N/A	
Polaris PULSE Wiring Harness - Crew Extension	N/A	2883231	N/A	

WINDSHIELD WIPER & WASHER SYSTEM	XP 1000/ 1000	CREW XP 1000/1000	SP 570	CREW SP 570
Windshield Wiper & Washer System	2883974		2885083	
Polaris PULSE Wiring Harness - Crew Extension	N/A	2883231	2889185	

AUDIO: VISOR AUDIO + REAR SPEAKERS	XP 1000/ 1000	CREW XP 1000/1000	SP 570	CREW SP 570
300 Watt AM/FM, Bluetooth Audio Visor with Four 16.5 cm Waterproof Speakers**	2882888		N/A	
Rear Overhead Speakers	2882876		N/A	
Polaris PULSE Wiring Harness - Crew Extension	N/A	2883231	N/A	

AUDIO: DASH RADIO & VISOR SPEAKERS	XP 1000/ 1000	CREW XP 1000/1000	SP 570	CREW SP 570
160 Watt, Waterproof AM/FM Bluetooth Audio System**	2882750		N/A	
300 Watt Overhead Audio Visor Speakers	2882891		N/A	
JBL® Dash Audio Kit	N/A		2885081	
Polaris PULSE Wiring Harness - Crew Extension	N/A	2883231	2889185	

MULTI-FUNCTION DOME LIGHT	XP 1000/ 1000	CREW XP 1000/1000	SP 570	CREW SP 570
Multi-Function Cab Light (Front)*	2882871		2889159	
Polaris PULSE Wiring Harness - Crew Extension	N/A	2883231	2889185	

\*Add accessories to models without 7" Display Powered by RIDE COMMAND  
\*\*The FM Frequency range is from 88 to 108 and only on the odds (i.e. 88.1, 88.3, etc.)  
†To add a Multi-Function Dome Light for rear passengers, add an additional 2882871

### STEP 4 FINISHING TOUCH

CONCEAL WIRING FOR A FINISHED, COMFORTABLE LOOK	XP 1000/ 1000	CREW XP 1000/1000	SP 570	CREW SP 570
Premium Roof Liner	2882914	2883457	2885093	2885094



### EASILY ADD LIGHTING

With Polaris PULSE it's easy to add RIGID and Pro Armor lighting to your RANGER. All LED Light bars listed on P. 58-59 are Polaris PULSE ready, making installation that much easier.

#### POLARIS PULSE LIGHT BAR WIRING LOCATIONS

##### FRONT BUMPER // ROOF - FRONT MOUNTED // ROOF - REAR MOUNTED // \*CREW ROOF - REAR MOUNTED

\*Requires Extension

RANGER XP 1000 / 1000	RANGER SP 570
<b>1 LIGHT WITH 1 SWITCH</b>	
<b>TOP SELLER</b> Polaris PULSE Wiring Harness - 1 LED Light Bar - 2883230	Polaris PULSE Wiring Harness - 1 LED Light Bar - 2889161
<b>2 LIGHTS WITH 1 SWITCH</b>	
<b>TOP SELLER</b> Polaris PULSE Wiring Harness - 1 LED Light Bar - 2883230 Y-Harness - 2879860	N/A
<b>2 LIGHTS WITH 2 SWITCHES</b>	
<b>TOP SELLER</b> Polaris PULSE Wiring Harness - 1 LED Light Bar - 2883230	Polaris PULSE Wiring Harness - 1 LED Light Bar - 2889161
<b>TOP SELLER</b> Polaris PULSE Wiring Harness - 1 LED Light Bar - 2883230	Polaris PULSE Wiring Harness - 1 LED Light Bar - 2889161
<b>EXTENSIONS FOR CREW</b>	
Polaris PULSE Wiring Harness - 1 LED Light Bar - Crew Extension 2883231	N/A

**POLARIS**  
**NORTHSTAR**  
**COOLER**

KEEP IT  
**ICE COLD**



**28, 57 & 99**  
LITER FEATURES



ComfortCarry  
Handles



TravelLock  
System



EasyOut  
Drain System



NoSlip  
Rubber Feet



PolarWall  
Insulation



IceLock  
Seal



**99 LITER**

- » GRAPHITE • 2883426
- » DESERT • 2883392



**57 LITER**

- » GRAPHITE • 2883425
- » DESERT • 2881259



**28 LITER**

- » GRAPHITE • 2883424
- » DESERT • 2881315

**ESSENTIAL ACCESSORIES SO YOUR COOLER WORKS AS HARD AS YOU DO**

COOLER ACCESSORIES		99 LITER	57 LITER	28 LITER
	<b>WIRE BASKET</b>	2883648	2882185	2882438
	<b>DIVIDERS</b> Doubles as cutting board	2883468 COMES WITH ONE DIVIDER  1 way to partition	2882184 COMES WITH TWO DIVIDERS  2 ways to partition	2882186 COMES WITH ONE DIVIDER  1 way to partition
	<b>SEAT CUSHION</b>	NOT AVAILABLE	2882179	2882507
	<b>WHEELS</b>	2883967	2882180	NOT AVAILABLE



# GRIZZLY TESTED.

## POLARIS APPROVED.



This cooler is IGBC-approved, meaning it withstands the power expended by a typical grizzly bear if it was trying to get inside.

Seriously, there are experts who know what a grizzly is capable of doing, and they certify our coolers can take it.



**POLARIS NORTHSTAR COOLERS CAN SURVIVE JUST ABOUT ANYTHING - FROM EXTREME HEAT TO A NASTY TUMBLE OFF A VEHICLE.**



**14 LITER**

» GRAPHITE • 2883968



**NEW**  
**19 LITER SOFT-SIDED COOLER**

» 2889285

### DON'T FORGET THESE ACCESSORIES



**TUMBLERS**

» 887 mL (shown) • 2883394  
» 591 mL • 2883393



**LOCK & RIDE  
QUICKSTRAP**

» 2882187  
ALL COOLERS AND POLARIS  
RANGER CARGO BOXES



**BOTTLE OPENER**

» 2882183  
ALL COOLERS

COMMON

3-SEAT 6 CREW /  
2-SEAT 6 CREW

CONNECTED  
TECHNOLOGY

ELECTRICAL  
ACCESSORIES

COOLERS

HUNT

COLD WEATHER

PLUMS

LIGHTING

WHEELS/TIRES

## PROTECTING YOUR ESSENTIAL GEAR SINCE 1943



### KOLPIN STRONGHOLD SYSTEM

Polaris is proud to partner with Kolpin Outdoors, an industry leader in off-road accessories and the premier name in gun boots and mounts. If you need to secure a firearm while riding, simply attach the auto-latch mount and choose your Gun Boot.

### IDEAL FOR SECURE TRANSPORT OF SCOPED RIFLES AND SHOTGUNS



#### STEP 1 CHOOSE YOUR MOUNT

#### STEP 2 CHOOSE YOUR BOOTS



#### LOCK & RIDE KOLPIN STRONGHOLD AUTO-LATCH DOUBLE BOOT MOUNT

- Precision angle adjustable for a custom fit
- Provides a quick and secure attachment point
- » DOUBLE BOOT MOUNT • 2883970
- » SINGLE BOOT MOUNT • 2884106

#### RHINO-RACK<sup>®</sup>



#### NEW RHINO-RACK<sup>®</sup> - GUN BOOT MOUNT

- Bracket used to mount Kolpin Stronghold Gun Boots to Rhino-Rack<sup>®</sup> systems when paired with Auto-Latch Mount (2884106), sold separately
- » 2889337
- XP 1000 '18-22, CREW XP 1000 '19-22, CREW 1000 '20-22, 1000 '20-22, DIESEL '20-22
- REQUIRES AUTO-LATCH MOUNT 2884106 TO MOUNT TO VEHICLE
- SEE P. 38 FOR MORE RHINO-RACK<sup>®</sup> PRODUCTS



#### KOLPIN STRONGHOLD GUN BOOT XL

- Lockable and TSA approved
- Includes padded, zippered internal protective liner
- 132 cm L x 9.5 cm W x 26.7 cm H
- » 2882036
- REQUIRES AUTO-LATCH MOUNT 2883970 OR 2884106 TO MOUNT TO VEHICLE

#### KOLPIN STRONGHOLD GUN BOOT L

- 132 cm L x 12 cm W x 23.5 cm H
- » 2882426
- REQUIRES AUTO-LATCH MOUNT 2883970 OR 2884106 TO MOUNT TO VEHICLE

#### LOCK & RIDE GUN RACK 6

- Adjustable to store guns at an angle or vertical (shown at angle)
- Holds six rifles or shotguns securely with soft rubber v-grips
- Stock is secured in place with a soft molded rubber inlay along the bottom of the rack
- Rack can be adjusted into three positions based on firearm height
- » 2882159
- XP 1000 '17-22, CREW XP 1000 '18-22, CREW 570 FULL SIZE '18-22, CREW 1000 '20-22, 570 FULL SIZE '17-22, 1000 '20-22, DIESEL '20-22





### CARGO BED REAR WINCH

- Assists lifting heavy objects like hay bales or big game up into rear cargo bed
  - 136 kg winch mounts high on rear cab frame
  - Equipped with 4.6 m of premium synthetic rope
- » 2884215

XP 1000 '18-22, CREW XP 1000 '19-22,  
CREW 1000 '20-22, 1000 '20-22, DIESEL '20-22



## KOLPIN RHINO GRIPS

IDEAL FOR CARRYING RIFLES, SHOTGUNS, BOWS AND CROSSBOWS



### LOCK & RIDE RHINO GRIP PRO

- » 2884107
- ALL RANGER MODELS (EXCEPT 150 EFI)



### LOCK & RIDE RATCHETING RHINO GRIP

- » 2881575
- ALL RANGER MODELS (EXCEPT 150 EFI)



### LOCK & RIDE RHINO GRIP XLR

- » 2881574
- ALL RANGER MODELS (EXCEPT 150 EFI)



### LOCK & RIDE RHINO GRIP XLR DOUBLES

- » 2889166
- ALL RANGER MODELS (EXCEPT 150 EFI)



### RHINO GRIP PRO REPLACEMENT RUBBER STRAPS (2)

- » 2884109
- RHINO GRIP PRO



### RHINO GRIP XLR REPLACEMENT RUBBER STRAPS (2)

- » 2889204
- RHINO GRIP XL

### IN-CAB GUN MOUNT

- Gives you instant gun access in the field
- Mounts securely to the floor and adjusts up to 45° forward
- Robust, molded gun butt holder at base
- Quick-release barrel straps
- Easily removable
- Accommodates scope-equipped rifles

» 2883263

XP 1000 '18-22, CREW XP 1000 '19-22,  
CREW 1000 '20-22, 1000 '20-22, DIESEL '20-22  
NORTHSTAR EDITION REQUIRES 2208023  
HWD KIT TO INSTALL ON THE 2019 AND  
NEWER MODELS



### POLARIS PURSUIT CAMO SxS FIELD COVER

- Full-coverage camo print cover hides your side-by-side while in the field
- Lightweight material protects your RANGER from inclement weather

» 2882160

XP 1000 '18-22, EV '11-22, 570 FULL SIZE '17-22,  
570 '14-21, SP 570 '22, 500 '11-22, 1000 '20-22,  
DIESEL '20-22

Never transport a loaded firearm. Verify firearm is unloaded prior to mounting. Please refer to local laws and regulations regarding the requirements for the legal transport of firearms.

COMMON

3-SEAT & CREW /  
2-SEAT & CREW

CONNECTED  
TECHNOLOGY

ELECTRICAL  
ACCESSORIES

COOLERS

HUNT

COLD WEATHER

PLOWS

LIGHTING

WHEELS & TIRES

# COLD WEATHER

GET READY FOR WINTER  
WITH PLOWS AND TRACKS.  
SEE P. 54 FOR PLOW DETAILS

## POLARIS PLOW MODE

EXCLUSIVE TO RANGER XP 1000  
RIDE COMMAND FOR 2020-2022

7" DISPLAY POWERED  
BY RIDE COMMAND

» 2884072

XP 1000 '19-22, CREW XP 1000 '19-22,  
CREW 1000 '20-22, 1000 '20-22

SEE  
P. 44



Plow mode functionality does not control hydraulic lift and angle



PLOW IS AUTOMATICALLY LOWERED  
WHEN SHIFTING INTO LOW



PLOW IS AUTOMATICALLY RAISED WHEN  
SHIFTING INTO REVERSE



BACK DRAG MODE ALLOWS FOR PULLING  
SNOW AWAY FROM BUILDINGS



### PROSPECTOR PRO TRACK MOUNT KIT

• Install this track system mounting hardware in place of tires and wheels. Tracks sold separately.

» 2889425 

XP 1000 '21-22, CREW XP 1000 '21, CREW 1000  
'20-22, 1000 '21-22. FITS MODELS WITH NON-  
HIGH CLEARANCE A-ARMS

» 2889426 

XP 1000 '21-22, CREW XP 1000 '21-22. FITS  
MODELS WITH HIGH CLEARANCE A-ARMS

» 2882783

XP 1000 '18-21, CREW XP 1000 '19-21,  
CREW 1000 '20-21, 1000 '20-21

» 2880071

CREW 570-4 '15-21, 570 '14-21, 500 '17-22

» 2889196

SP 570 '22

### PROSPECTOR PRO TRACK

» 2880758

570 '14-21 WITH EPS, CREW 570 '14-21 WITH EPS,  
SP 570 '22, CREW SP 570 '22

» 2880757

CREW 570-4 '14-21, 570 '14-21, 500 '17-22

» 2883313

XP 1000 '18-22, CREW XP 1000 '18-22,  
CREW 1000 '20-22, 1000 '20-22

### POLARIS-SPECIFIC GEARING PROVIDES 1:1 RATIO TO:

- Minimize track slip, providing better climbing ability and improved traction in deep snow
- Improve top speed over prior models by approximately 5%
- Reduce operating RPM for a quieter ride
- Improve driveline durability, which allows vehicle to run at a lower RPM, decreasing engine wear

New front dual stabilizer  
for improved stability



Polaris Exclusive optimized hub geometry that  
minimizes feedback and eases steering effort

Lightweight design provides for better flotation, eases  
steering effort, and provides better vehicle control

If using Glacier Pro Plow System with tracks, Track Plow Extension is required (2889267)

For year-round use, Polaris recommends the use of Intake Update Kit (2880673) on any RANGER XP 1000 '17, RANGER XP 1000 CREW '14-18 with tracks installed. To keep intake system working optimally, this kit pre-filters out fine snow and dust.

# Otter®



## FEATURES

- Fits 1-2 people
- 2.46 square meter
- Set up dimensions: 170.2 L x 151.1 W x 199.4 H cm
- Cover included
- 2 top sealable vents
- Front entry door with dual coil zippers
- 2 sewn-in TPU crack resistant windows
- Insulated corners for complete coverage
- Interior draft skirt with extra-long perimeter

## POLARIS RANGER COMPATIBLE MODELS



XP 1000 '15-22, CREW XP 1000 '16-22, CREW 1000 '20-22, 1000 '20-22



CREW 570 FULL SIZE '18-22, 570 FULL SIZE '17-22

**LOCK & RIDE**  
**Polaris XT Pro Lodge**  
 by **Otter**

» 2882199  
 VEHICLE WITH TRACKS WILL REDUCE SITTING SPACE IN HOUSE SLIGHTLY



**LOCK & RIDE** Easy On & Off





Room for Ice Fishing Gear



Comfortable Fishing for 2  
Seating not included

## EASY SET UP



**OUTER SHELL**  
 Provides outstanding wind and light blocking capabilities

**INNER LINING**  
 The full thermal quilted inner shell provides higher lofting while locking in heat and virtually eliminating condensation



**LIGHTWEIGHT**  
 Oversized square tube aluminum frame with anodized receiver tubes and ultra-glide operation



“The full-thermal Otter Ice House from Polaris sets up in minutes, is spacious enough for two anglers to fish in comfort and stows quickly on the back of your RANGER. It is the premium shelter solution for ice anglers that rely on their Polaris RANGER for mobility out on the ice.”  
 - James Holst, InDepth Outdoors

Otter is a registered trademark of Otter Outdoors, LLC

## REAR 27" TIRE CHAINS

- Improve traction in deep snow and icy terrain
- Designed to fit on the 11" wide rear tires of the RANGER XP 1000

» 2889242

COMMON

3-SEAT & CREW / 2-SEAT & CREW

CONNECTED TECHNOLOGY

ELECTRICAL ACCESSORIES

COOLERS

HUNT

COLD WEATHER

PLOWS

LIGHTING

WHEELS & TIRES

# GLACIER<sup>®</sup> PRO HD PLOW SYSTEM

## HYDRAULIC CONTROL FOR EXTREME SNOW REMOVAL

A robust frame and tough blades, combined with a convenient hydraulic angle system, allow your Glacier Pro HD to move serious snow while you remain comfortable. Thanks to Lock & Ride technology, the Pro HD comes standard with a convenient kickstand attachment to the plow frame, giving you the easiest attachment.

### XP 1000/1000 PLOW SYSTEMS (REQUIRES WINCH, SOLD SEPARATELY)

Choose a Glacier Pro HD Plow System, designed to help you get the most out of your RANGER during snowy months. Select a system based on your plowing needs with premium add-ons including a hydraulic lift system or additional plow accessories.

#### **NEW** GLACIER PRO HD PLOW SYSTEM WITH HYDRAULICS & ACCESSORIES

- System includes:
- Frame (2883255)
  - 183 cm Poly Plow (2879317)
  - Hydraulic Angle (2885103)
  - Hydraulic Controller (2883247)
  - Plow Markers (2872726)
  - Back Drag Bar (2889329)
  - Plow Extensions (2889328)

» 3880002

XP 1000 '18-22, CREW XP 1000 '19-22, CREW 1000 '20-22, 1000 '20-22  
REQUIRES LIFT METHOD: SEE WINCHES

#### **NEW** GLACIER PRO HD PLOW SYSTEM WITH HYDRAULICS

- System includes:
- Frame (2883255)
  - 183 cm Poly Plow (2879317)
  - Hydraulic Angle (2885103)
  - Hydraulic Controller (2883247)
  - Plow Markers (2872726)

» 3880003

XP 1000 '18-22, CREW XP 1000 '19-22, CREW 1000 '20-22, 1000 '20-22  
REQUIRES LIFT METHOD: SEE WINCHES

#### **NEW** GLACIER PRO HD PLOW SYSTEM

- System includes:
- Frame (2883255)
  - 183 cm Steel Plow (2879874)

» 3880004

XP 1000 '18-22, CREW XP 1000 '19-22, CREW 1000 '20-22, 1000 '20-22  
REQUIRES LIFT METHOD: SEE WINCHES

### BUILD YOUR XP 1000/1000 PLOW SYSTEM

» 183 cm Blades

» Choice of poly or steel

» Hydraulic lift & angle system option



#### DURABLE BLADES

Choose a steel blade for longevity and increased rigidity or a lightweight non-stick, poly blade that's easier on plowing surfaces.

183 cm POLY BLADE  
BEST FOR CORROSION RESISTANCE

183 cm STEEL BLADE  
BEST FOR BIG JOBS YEAR AFTER YEAR

BUILD YOUR PLOW SYSTEM	STEP 1 SELECT A MOUNT	STEP 2 SELECT A FRAME	STEP 3 SELECT PLOW CONFIGURATION	STEP 4 SELECT A BLADE
MODELS	MOUNT	FRAME	HYDRAULICS	WINCHES
XP 1000 '18-22 CREW XP 1000 '19-22 1000 '20-22 CREW 1000 '20-22	Not Required Integrated into Factory Bumper  NON EPS RANGER 1000 REQUIRES FRONT BUMPER	 2889308 <b>FALL AVAILABILITY</b>  Track Extension 2879871  Replacement T Shear Pin 2204829  Glacier Pro HD Kickstand System 2207382	Hydraulic Lift System 2883410  Glacier Pro HD Plow Hydraulic Angle System 2885103  <b>TOP SELLER</b> Power Controller Required for hydraulic components 2883247	Polaris Pro HD 2,722 kg Winch 2882710  <b>TOP SELLER</b> Polaris Pro HD 2,041 kg Winch 2882711  Power Controller Winch Adapter 2884159
				183 cm Poly 2879317  <b>TOP SELLER</b> 183 cm Steel 2879874

### SELECT ACCESSORIES

#### PLOW BLADE SNOW DEFLECTOR

- » 183 cm • 2858541
- » 168 cm • 2879866
- » 152 cm • 2871808

#### HEAVY-DUTY SNOW PLOW DEFLECTOR

- » 183 cm • 2884160

#### QUICK RELEASE SKID SHOES

- Helps prevent blade wear
- Hardened steel for industrial strength
- » 2205223

#### COIL SPRING SPACER

- Keep the front end of the vehicle up and improve ride quality when using a plow on strut or A-Arm vehicles
- » 2872655

#### **NEW** WINTER AVAILABILITY GLACIER 6" PLOW EXTENSIONS

- 6" steel plow extensions that attach to the side of 66" and 72" Glacier Pro HD plows
- » 2889328



## POLARIS SP 570 PLOW SYSTEMS (REQUIRES WINCH, SOLD SEPARATELY)

### **NEW** GLACIER PRO HD PLOW SYSTEM WITH HYDRAULICS

System includes:

- Frame (2880260)
- 183 cm Steel Plow (2880270)
- Hydraulic Angle (2885104)
- Hydraulic Controller (2889162)
- Plow Markers (2872726)

» 3880006

SP 570 '22 & CREW SP 570 '22  
REQUIRES LIFT METHOD: SEE WINCHES

### **NEW** GLACIER PRO HD PLOW SYSTEM (NON BASE MODELS)

System includes:

- Frame (2880260)
- 188 cm Poly Plow (2880269)

» 3880007

SP 570 '22 & CREW SP 570 '22  
REQUIRES LIFT METHOD:  
SEE WINCHES AND HYDRAULIC LIFT OPTION

### **NEW** GLACIER PRO HD PLOW SYSTEM (BASE MODELS ONLY)

System includes:

- Mount (2880261)
- Frame (2880260)
- 188 cm Poly Plow (2880269)

» 3880008

SP 570 '22 & CREW SP 570 '22  
REQUIRES LIFT METHOD:  
SEE WINCHES AND HYDRAULIC LIFT OPTION

BUILD A PLOW SYSTEM

## BUILD YOUR SP 570/570/500/570 FULL-SIZE PLOW SYSTEM

» 183 cm or 168 cm Blades

» Choice of poly or steel

» Hydraulic angle system option



BUILD YOUR PLOW SYSTEM	STEP 1 SELECT A MOUNT	STEP 2 SELECT A FRAME	STEP 3 SELECT PLOW CONFIGURATION		STEP 4 SELECT A BLADE
MODELS	MOUNT	FRAME	HYDRAULICS	WINCH	BLADES
570 FULL-SIZE '16-'22 CREW 570 FULL-SIZE '16-'22 500 '10-'22 570/CREW 570 '10-'21 LI-ION EV 6 EV '15-'22	2880261	<b>TOP SELLER</b> 2880260	<b>Glacier Pro HD Plow Hydraulic Angle System</b> 2885104	<b>Polaris Pro HD 2,041 kg Winch</b> 2882238	<b>TOP SELLER</b> 183 cm Steel 2880270  168 cm Poly 2880269
SP 570/CREW SP 570 '22	<b>NEW</b> 2889577 <b>FALL AVAILABILITY</b>  <b>NEW</b> 2889195 <b>WINTER AVAILABILITY</b>  NOT REQUIRED ON PREMIUM AND NORTHSTAR EDITION MODELS	<b>Replacement Shear Pin</b> 2205527	<b>Power Controller</b> 2879227  NO SHIFTER TO MOUNT CONTROLLER ON EV REQUIRED FOR HYDRAULIC COMPONENTS	<b>Polaris Pro HD 2,041 kg Winch</b> 2885096 <b>FALL AVAILABILITY</b>	<b>TOP SELLER</b> Steel 2880268

CHOOSE A PLOW SYSTEM

### WEAR BARS

- Protect your plow blade and minimize wear on the actual blade
- » 183 cm • 2204976
- » 168 cm • 2879867
- » 152 cm • 2877243
- » HD 183 cm • 2879875
- » HD • 2879868

### **NEW** PLOW BACK DRAG BAR

- Has a hinged, rear facing cutting edge that improves back dragging performance and allows the bar to float when plowing forward to reduce wear and tear
- » 2889329

### QUICK RELEASE SKID SHOES

- Helps prevent blade wear
- Hardened steel for industrial strength
- » 2208864

### PLOW MARKER

- Helps driver monitor plow blade position
- Sold in pairs
- » 2872726

### PLOW LINK

- » 2204974

COMMON

3-SEAT 6 CREW / 2-SEAT 6 CREW

CONNECTED TECHNOLOGY

ELECTRICAL ACCESSORIES

COOLERS

HUNT

COLD WEATHER

PLOWS

LIGHTING

WHEELS/TIRES

# GLACIER<sup>®</sup> HD

## PLOW SYSTEM

### MAKE QUICK WORK OF

# THE SMALLER JOBS

Move some snow with the sturdy and capable Glacier HD plow system, and discover why a major snowfall can be the highlight of your week. With a robust frame, beefy poly and steel blade options, convenient Lock & Ride mounting and dismounting and amazing value, Glacier HD is a great choice in the dead of winter.




**3-SEAT & CREW**

» 183 cm or 168 cm Blades

» Choice of poly or steel

» Manual angle system standard



43 cm **168 cm POLY BLADE**  
BEST FOR CORROSION RESISTANCE

50.8 cm **183 cm STEEL BLADE**  
BEST FOR BIG JOBS YEAR AFTER YEAR

**BLADE MATERIAL**  
Durable poly and steel blades are designed to push more. Choose a steel blade for longevity and increased rigidity or a lightweight non-stick, poly blade that's easier on plowing surfaces.

BUILD A PLOW SYSTEM					BUY A PLOW SYSTEM
	STEP 1 SELECT A MOUNT	STEP 2 SELECT A FRAME	STEP 3 SELECT A LIFT METHOD	STEP 4 SELECT A BLADE	<b>NEW</b> <b>GLACIER HD</b> <b>PLOW SYSTEM</b>  System includes: • Frame (2882927) • 183 cm Steel Plow (2880270)  » 3880005 XP 1000 '18-22, CREW XP 1000 '19-22, CREW 1000 '20-22, 1000 '20-22 REQUIRES LIFT METHOD: SEE WINCHES AND HYDRAULIC LIFT OPTION
MODELS	MOUNT	FRAME	WINCHES	BLADES	
XP 1000 '18-22 CREW XP 1000 '19-22 1000 '20-22 CREW 1000 '20-22  NOT COMPATIBLE WITH 29" OR LARGER TIRES	<b>Not Required</b> Integrated into Factory Brushguard  NON EPS RANGER 1000 REQUIRES FRONT BUMPER	<b>NEW</b> 2889307 FALL AVAILABILITY  <b>Replacement                      Shear Pin</b> 2205527	<b>TOP SELLER</b> <b>Polaris HD</b> <b>2,041 kg Winch</b> 2882714	<b>183 cm Steel</b> 2880270  <b>168 cm Poly</b> 2880269  <b>TOP SELLER</b> <b>168 cm Steel</b> 2880268	

### SELECT ACCESSORIES

#### WEAR BARS

- Protect your plow blade and minimize wear on the actual blade
- » 183 cm • 2204976
- » 168 cm • 2879867
- » 152 cm • 2877243
- » HD 183 cm • 2879875
- » HD 168 cm • 2879868

#### PLOW BLADE SNOW DEFLECTOR

- » 183 cm • 2858541
- » 168 cm • 2879866
- » 152 cm • 2871808

#### HEAVY-DUTY SNOW PLOW DEFLECTOR

- » 183 cm • 2884160

#### QUICK RELEASE SKID SHOES

- Helps prevent blade wear
- Hardened steel for industrial strength
- » 2208864





COMMON

3-SEAT & CREW /  
2-SEAT & CREW

CONNECTED  
TECHNOLOGY

ELECTRICAL  
ACCESSORIES

COOLERS

HUNT

COLD WEATHER

PLOWS


LIGHTING

WHEELS & TIRES

## 2-SEAT & CREW 570 FULL-SIZE & CREW

» 168 cm  
Blades

» Choice of  
poly or steel



168 cm POLY BLADE  
BEST FOR CORROSION RESISTANCE



168 cm STEEL BLADE  
BEST FOR BIG JOBS YEAR AFTER YEAR

BUILD A PLOW SYSTEM					BUY A PLOW SYSTEM
MODELS	STEP 1 SELECT A MOUNT	STEP 2 SELECT A FRAME	STEP 3 SELECT A LIFT METHOD	STEP 4 SELECT A BLADE	<b>NEW</b> <b>GLACIER HD                      PLOW SYSTEM</b>  System includes: • Frame (2882927) • 188 cm Steel Plow (2880268)  » 3880009 SP 570 '22 & CREW SP 570 '22 REQUIRES LIFT METHOD: SEE WINCHES
<b>570 FULL-SIZE</b> '16-'22 <b>CREW 570 FULL-SIZE</b> '16-'22 <b>500/ETX</b> '10-'22 <b>570/CREW 570</b> '10-'21 <b>LI-ION EV &amp; EV</b> '15-'22  <b>SP 570/CREW SP 570</b> '22	2879105    <b>NEW</b> 2889577 FALL AVAILABILITY  <b>NEW</b> 2889195 WINTER AVAILABILITY  NOT REQUIRED ON PREMIUM AND NORTHSTAR EDITION MODELS	<b>NEW</b> 2889307 FALL AVAILABILITY  Replacement Shear Pin 2205527	<b>TOP SELLER</b> <b>Polaris HD</b> <b>1,588 kg Winch</b> 2881669  <b>Polaris Pro HD</b> <b>2,041 kg Winch</b> 2885096 FALL AVAILABILITY	<b>168 cm Poly</b> 2880269  <b>TOP SELLER</b> <b>168 cm Steel</b> 2880268	

### COIL SPRING SPACER

- Keep the front end of the vehicle up and improve ride quality when using a plow on strut or A-Arm vehicles

» 2872655

### QUICK RELEASE SKID SHOES

- Helps prevent blade wear
- Hardened steel for industrial strength

» 2208864

### PLOW MARKER

- Helps driver monitor plow blade position
- Sold in pairs

» 2872726

### GLACIER PLOW LINK

» 2204974



**POLARIS ENGINEERED ADVANTAGES**

**MOUNTS PERFECTLY**  
Designed for your Polaris Engineered bumper, roof or other mounting point.

**ADVANCED TECH**

RIGID lights are driven by Aluminum PCB Smart Boards™, 6063-T5 aircraft aluminum extruded housings and Tiger Drylac UV protection polyester powder-coating.

**EXCLUSIVE OPTICS**

RIGID lights feature impact-resistant polycarbonate lenses for a 100% water/dust proof seal.

**LIGHT BAR TYPES**



**SR-SERIES PRO**

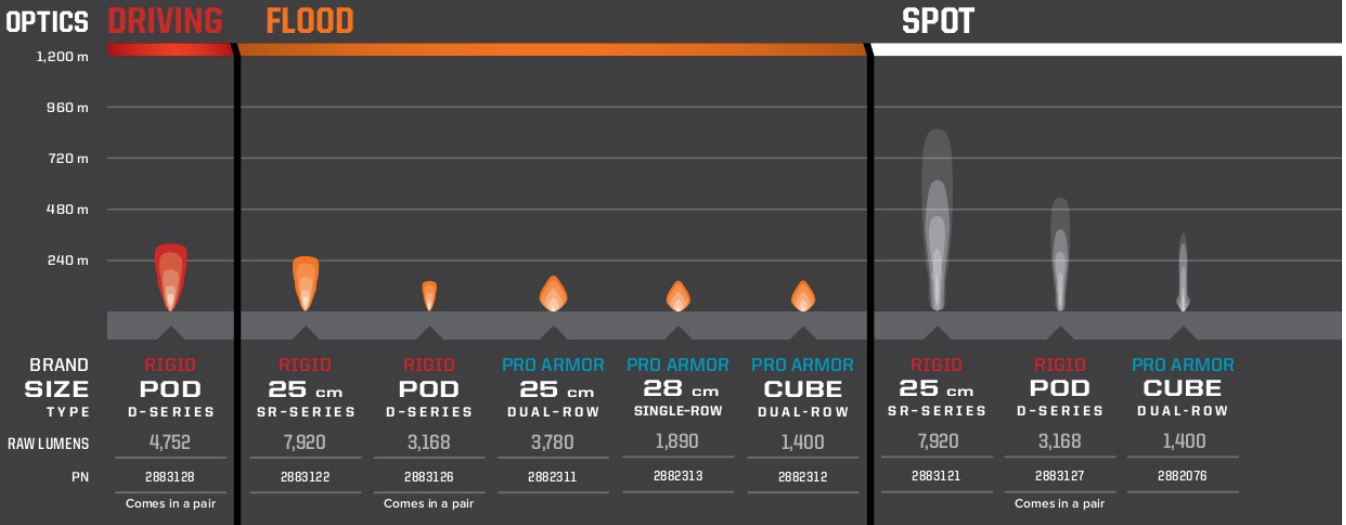
Sleek, powerful, low-profile (under 5 cm tall). Lights extreme distances with low energy usage.  
**Available in 25 cm & 81 cm**



**D-SERIES PRO**

Compact to fit almost anywhere with high output and low energy usage.  
**Available in Driving, Flood & Spot**

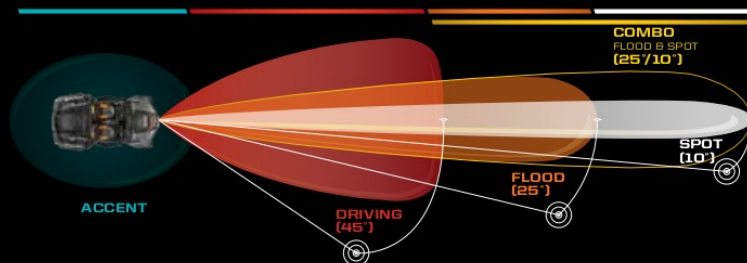
**LIGHT BAR OPTIONS**



**BUILD YOUR VISION**

Consider the optics, angle & how you will use your vehicle to choose the right light or set of lights.

OPTICS LIGHT ANGLE	ACCENT	DRIVING (45°)	FLOOD (25°)	SPOT (10°)	COMBO (25°/10°)
DRIVING SPEED	All	Slow	Medium	Fast	Medium to fast
BEAM	Diffused glow	Extra-wide	Wide/Shorter	Concentrated/Long	Inner spot & outer flood
RECOMMENDED MOUNTING	Low/Wheel well	All points	Low &/or rear	High points	All points
TERRAIN & RIDING STYLE	Added style & personalization in any terrain	All riding & utility	Wide-open terrain or trails & utility	Trail & tight conditions	All riding & utility



## MAX PERFORMANCE

Validated to work as hard as your machine does.

## DOESN'T OVERTAX

Trust it to work when you need it to.

# PRO ARMOR®



## RUGGED CONSTRUCTION

Pro Armor lights are designed to be big and beefy with an aggressive style all their own, and housed in IP67 marine-grade rated UV polyester powder coating.

## MASSIVELY BRIGHT

Pro Armor builds bright lights designed for any riding experience. All that power is directed through heat dissipating aluminum for streamlined heat management.



### DUAL-ROW LED LIGHT BARS

The most spread and farthest illumination downrange. Easy to mount.  
Available in Cube, 25 cm, 50 cm & 76 cm



### SINGLE-ROW LED LIGHT BARS

Powerful, compact, low-profile light bars with sleek look.  
Available in 28 cm, 84 cm & 102 cm




### CUBE LED LIGHTS

Small size allows mounting in strategic locations for added lighting.  
Available in Flood & Spot

## COMBO

## OPTICS



## ADD A HARNESS TO MOUNT YOUR LIGHTS

MODEL	LIGHT BAR SET-UPS		
	1 LIGHT IN 1 LOCATION ON 1 SWITCH	2 LIGHTS IN 2 LOCATIONS ON 1 SWITCH	2 LIGHTS IN 2 LOCATIONS ON 2 SWITCHES
EV '15-22, CREW 570-4 '15-21, CREW 570 FULL SIZE '18-22, 570 FULL SIZE '17-22, 570 '15-21, 500 '17-22	⚠ Requires Battery Connection Cable TOP SELLER <b>LIGHT BAR HARNESS</b> 2882209	⚠ Requires Battery Connection Cable TOP SELLER <b>LIGHT BAR HARNESS</b> 2882209 <b>Y-HARNESS</b> 2879860	⚠ Requires Battery Connection Cable TOP SELLER <b>LIGHT BAR HARNESS (x2)</b> 2882209
SP 570 '22 NON-PREMIUM AND NON-NORTHSTAR MODELS REQUIRE BATTERY CONNECTION CABLE	SEE P. 46 FOR PULSE WIRING CONNECTIONS		
XP 1000 '18-21, CREW XP 1000 '19-21, 1000 '20-21 & CREW 1000 '20-21, DIESEL '20-22			

If installing Rear Facing Light on Crew models, use 2883854

### 1 LED LIGHT BAR WIRING HARNESS - REAR FACING CREW EXTENSION

» 2883854  
XP 1000 '20-22, CREW XP 1000 '19-22, CREW 1000 '20-22

### BATTERY CONNECTION CABLES

» 3-SEAT • 2879388  
XP 1000 '17  
» CREW • 2879685  
CREW XP 1000 '17-18

» 2-SEAT • 2879990  
EV '15-22, 570 '15-21, 500 '17-22  
» CREW • 2880929  
CREW 570-4 '15-21  
» 570 • 2881684  
EV '15-22, 570 '15-21, 500 '17-22  
» SP 570 • 2889185  
SP 570 SPORT '22, CREW SP 570 SPORT '22

### ADD A BEACON LIGHT FOR 360° ILLUMINATION

P. 29



COMMON

3-SEAT & CREW / 2-SEAT & CREW

CONNECTED TECHNOLOGY

ELECTRICAL ACCESSORIES

COOLERS

HUNT

COLD WEATHER

PLOWS

LIGHTING

WHEELS & TIRES

## KNOW YOUR TERRAIN



- Tread patterns optimized for extreme traction
- Ideal for both hard pack and loose trail



- Flexible "grippy" tread
- Aggressive side bite



- Provides traction and durability
- Built to perform in hard sand, jagged rocks or any other extreme terrain

# SUPERIOR PERFORMANCE & DURABILITY

## PRO ARMOR

### LIFELONG PERFORMANCE

- Every tire is designed and constructed with longevity in mind
- 3,000+ mile rated (4,828 kilometers)

### PREMIUM PROTECTION

- Pro Armor makes tires with extra protection exactly where it's needed most – the sidewall
- Triple-belted sidewalls keep your tires more resistant so you can keep going

### TOUGH TIRES

- Higher ply ratings mean added protection
- Pro Armor builds 8 or 10-ply rated tires for higher puncture-resistance



## KNOW YOUR TIRES

DIMENSIONS			TREAD DEPTH	TIRE WEIGHT	PLY RATING	SIDEWALL BELTS	LOAD RATING
TIRE HEIGHT	TIRE WIDTH	WHEEL DIAMETER					
<b>32" x 9"</b>	<b>R15</b>	<b>FRONT/REAR</b>	<b>30 mm</b>	<b>18 kg</b>	<b>10</b>	<b>3</b>	<b>499 kg</b>
<b>Part Number</b>							
<b>USAGE</b> Where can you use the tire			<b>TREAD DEPTH</b> Deeper treads have more grip in all conditions	<b>TIRE WEIGHT</b> A lighter tire makes for improved vehicle performance	<b>PLY RATING</b> Indicates tire puncture-resistance	<b>SIDEWALL BELTS</b> Increase your resistance to sidewall punctures	<b>LOAD RATING</b> How much weight can the tire handle



- Extra deep treads
- Self-cleaning lugs



- Paddles provide traction and durability in soft sand
- Built to float on top of sand



- Triple-belted sidewalls to resist puncture
- Purpose-built, long lasting tread patterns



- Handles extreme cold
- Holds shape and provides traction

# WAYS TO SHOP

## WHEELS & TIRES

### TIRES BY SIZE

26"	27"	28"	29"
PRESERVE	PRESERVE	HARVESTER	HD-K
HARVESTER	HARVESTER	CRAWLER XR	MUD XC
XD-K	MUD XC	CRAWLER XG	DUAL-THREAT
DUAL-THREAT		ATTACK 2.0	
ATTACK			

### TIRES BY TERRAIN

TRAIL	ROCK	DESERT	MUD	UTILITY	SNOW
HARVESTER	CRAWLER XR	CRAWLER XR	MUD XC	HARVESTER	HARVESTER
PRESERVE	CRAWLER XG	CRAWLER XG		PRESERVE	XD-K
XD-K	DUAL-THREAT	ATTACK		XD-K	ATTACK
CRAWLER XR		ATTACK 2.0		HD-K	ATTACK 2.0
CRAWLER XG		DUAL-THREAT			HD-K
MUD XC					
ATTACK					
ATTACK 2.0					
DUAL-THREAT					
HD-K					

### WHEELS BY SIZE

14"	15"
40-SERIES (7 TIRE OPTIONS)	50-SERIES (2 TIRE OPTIONS)
4201	5201
4202	5202
4203 BEADLOCK	5203 BEADLOCK
4204	5204
4205	5301 BEADLOCK
4301 BEADLOCK	
HD DUAL BEADLOCK	

### KNOW YOUR WHEELS

#### STEP 1: SELECT YOUR SERIES

4 = 40-SERIES    5 = 50-SERIES

#### STEP 2: CHOOSE YOUR LOAD RATING

1 = <362.9 kg    2 = 363 - 589.7 kg    3 = 590 - 726 kg

#### STEP 3: PICK YOUR STYLE

OFFSET / BEADLOCK / COLOR

**INCREASE OFFSET FROM STOCK = NARROWER STANCE**  
**DECREASE OFFSET FROM STOCK = WIDER STANCE**

For off-road use only. Please check fitment with your dealer.

COMMON

3-SEAT & CREW /  
2-SEAT & CREW

CONNECTED  
TECHNOLOGY

ELECTRICAL  
ACCESSORIES

COOLERS

HUNT

COLD WEATHER

PLOWS

LIGHTING

WHEELS & TIRES

# TIRES

## THE RIGHT TIRES

**FOR WORK.** Pro Armor Utility Tires are built to provide exactly what you need for your application. Looking for a high-kilometer work horse? We've got it. How about a turf-friendly tire with low-impact? We've got those too. Wanting the most extreme puncture resistance? Check.

"We use our RANGER every day around the farm. We put the Pro Armor HARVESTER Tires on last fall and love them! We have received better traction as well as a gentler and quieter ride compared to the stock tires, whether around the yard or out to the fields. They are so gentle on the lawn; we don't worry about driving the kids anywhere around the farm. We've had them on for a year and can't even see wear and tear. These are the best tires for my RANGER."

Bob S. - Barron, Wisconsin

### PICKING THE RIGHT UTILITY TIRE

UTILITY FEATURE	PRESERVE	HARVESTER	XD-K	HD-K
<b>8,047 Kilometer Rated</b> Long life and performance	X	X		
<b>10-Ply Rated</b> Higher ply ratings means added protection	X	X	X	X
<b>Low Impact Tread</b> Easy on soil	X			
<b>Heavy-Duty Tread</b> Aggressive tread pattern for all day work on farms or ranches		X	X	X
<b>Turf-Friendly</b> Easy on grass and farm yard	X	X		
<b>Aramid Fiber Belt</b> 5x times stronger than steel and lighter			X	X
<b>Size Options</b> For exactly how you want to use your machine	26"; 27"	26"; 27"; 28"	26"	29"



FRONT/REAR

### PRO ARMOR PRESERVE

- Turf-friendly for areas where low-impact from tire tread is needed
- Rounded profile and special tread pattern to limit footprint

	TREAD DEPTH	TIRE WEIGHT	PLY RATING	SIDEWALL BELTS	LOAD RATING
12" <b>26" x 8" R12</b> 5416403	FRONT	11 kg			388 kg
12" <b>26" x 10" R12</b> 5416402	REAR	13 kg	10	3	599 kg
14" <b>27" x 10" R14</b> 5416348	FRONT/REAR	13 kg			599 kg



WHEEL SIZE





FRONT/REAR

## PRO ARMOR HARVESTER

- All-around work horse with tread life of 8047 km
- Tread pattern designed to withstand anything from the farmyard to the pastures and the trail
- With 10-ply, it can carry the load day in and day out

			TREAD DEPTH	TIRE WEIGHT	PLY RATING	SIDEWALL BELTS	LOAD RATING
12"	<b>26" x 8" R12</b> 5416396	FRONT	16 mm	11 kg	10	3	388 kg
12"	<b>26" x 10" R12</b> 5415986	REAR		15 kg			615 kg
14"	<b>27" x 10" R14</b> 5415985	FRONT/ REAR		15 kg			599 kg
14"	<b>28" x 10" R14</b> 5416347	FRONT/ REAR		15 kg			630 kg



WHEEL SIZE

12" 14"



FRONT/REAR

## PRO ARMOR XD-K

- 26" Aramid fiber-belted tire to tackle any terrain
- Unique full-face tread design
- Harder durometer lugs promotes extended wear, increasing tire life

			TREAD DEPTH	TIRE WEIGHT	PLY RATING	SIDEWALL BELTS	LOAD RATING
12"	<b>26" x 9" R12</b> 5415756	FRONT	31.7 mm	13 kg	10	3/1 Aramid Fiber Belt	388 kg
12"	<b>26" x 11" R12</b> 5415757	REAR		15 kg			499 kg



WHEEL SIZE

12"



FRONT/REAR

## PRO ARMOR HD-K

- Designed to provide a smooth ride and aggressive traction in all riding terrains
- Triple-belted sidewall provides extreme protection and extends the tire life
- Quad belt tread core offers superior protection and longer tread life

			TREAD DEPTH	TIRE WEIGHT	PLY RATING	SIDEWALL BELTS	LOAD RATING
14"	<b>28" x 10" R14</b> 5417507	FRONT/ REAR	31.75 mm	18 kg	10	3/1 Aramid	598 kg



WHEEL SIZE

14"

For off-road use only. Please check fitment with your dealer.

# TIRES



FRONT/REAR

## PRO ARMOR CRAWLER XR

- Premium grip for all terrains, from the trail to the rocks
- Square block profile for even surface contact
- A tougher durometer than the XG to take on the toughest the trail has to offer

		TREAD DEPTH	TIRE WEIGHT	PLY RATING	SIDEWALL BELTS	LOAD RATING	
14"	<b>28" x 10" R14</b> 5415536	FRONT/ REAR	<b>16 mm</b>	<b>15 kg</b>	<b>8</b>	<b>3</b>	<b>517 kg</b>



WHEEL SIZE

14"

## XR

### SINGLE DUROMETER

- Smaller lug height, added rigidity and lateral stability when cornering
- Unique lug design excels in hard pack, fast terrain



FRONT/REAR

## PRO ARMOR CRAWLER XG

- Built to crawl over all obstacles, both large and small
- A soft, sticky compound makes this tire ideal for both rock crawling and desert running
- 8-ply, triple-belted ballistic sidewalls resist punctures

		TREAD DEPTH	TIRE WEIGHT	PLY RATING	SIDEWALL BELTS	LOAD RATING	
15"	<b>28" x 10" R15</b> 5416346	FRONT/ REAR	<b>20 mm</b>	<b>15 kg</b>	<b>8</b>	<b>3</b>	<b>499 kg</b>



WHEEL SIZE


15"

## WHAT CRAWLER ARE YOU?

## XG

### DUAL-DUROMETER

- Taller lug height and dual-durometer construction
- Perfect balance between high-speed performance, durability and flex in order to grip slick rock



FRONT/REAR

## PRO ARMOR MUD XC

- Designed as the perfect mud-trail crossover for a smooth ride on the trail and aggressive traction in the mud
- Dual-compound technology with harder durometer lugs promote extended wear, increasing tire life
- 10-ply construction means added protection in the toughest terrain

		TREAD DEPTH	TIRE WEIGHT	PLY RATING	SIDEWALL BELTS	LOAD RATING
14"	<b>27" x 9" R14</b> 5416947	FRONT		<b>14 kg</b>		<b>531 kg</b>
14"	<b>27" x 11" R14</b> 5416948	REAR	<b>30 mm</b>	<b>15 kg</b>	<b>10</b>	<b>599 kg</b>
14"	<b>29" x 10" R14</b> 5416946	FRONT/ REAR		<b>18 kg</b>	<b>3</b>	<b>630 kg</b>



WHEEL SIZE

14"





FRONT/REAR

## PRO ARMOR DUAL-THREAT

- Dual-compound technology and radial construction offer performance in all terrains
- Softer durometer rubber on outer edge for overall superior grip and feel
- Harder durometer rubber in the middle for increased traction during acceleration and longer tread life

			TREAD DEPTH	TIRE WEIGHT	PLY RATING	SIDEWALL BELTS	LOAD RATING
14"	26" x 9" R14 541.6340	FRONT	16 mm	12 kg	10	3	413 kg
14"	26" x 11" R14 541.6341	REAR		14 kg			504 kg
14"	29" x 9" R14 541.6342	FRONT		14 kg			504 kg
14"	29" x 11" R14 541.6343	REAR		16 kg			599 kg



WHEEL SIZE

14"

**DUAL-COMPOUND = MORE GRIP + LONGER LIFE**
Firmier Durometer  
Rubber = Longer LifeSofter Durometer  
Rubber = More Grip

FRONT/REAR

## PRO ARMOR ATTACK 2.0

- Engineered for excellent hard pack performance
- Dual-compound technology and radial construction offer performance in all terrains.
- Tight tread pattern for quieter ride

			TREAD DEPTH	TIRE WEIGHT	PLY RATING	SIDEWALL BELTS	LOAD RATING
15"	28" x 10" R15 541.6344	FRONT/ REAR	25 mm	15 kg	10	3	499 kg



WHEEL SIZE

15"

**TIGHTER TREAD PATTERN =**  
Better traction in hard pack

**DUAL-DUROMETER LUG =**  
Increased grip & traction in rough  
terrain, smoother ride in all terrain

**10-PLY RATED =**  
Increased durability

**LARGER SIZE OFFERING IN 28" =**  
More ground clearance  
& trail traction


FRONT/REAR

## PRO ARMOR ATTACK

- The best all-purpose tire for all-season traction in any terrain
- Unique, full-face tread design
- Harder durometer lugs promote extended wear, increasing tire life
- Wider spaced lugs provide more grip in softer terrain

			TREAD DEPTH	TIRE WEIGHT	PLY RATING	SIDEWALL BELTS	LOAD RATING
14"	26" x 9" R14 541.5613	FRONT	23 mm	13 kg	8	3	413 kg
14"	26" x 11" R14 541.5614	REAR		15 kg			599 kg



WHEEL SIZE

14"

For off-road use only. Please check fitment with your dealer.

# KNOW YOUR TERRAIN



- Tread patterns optimized for extreme traction
- Ideal for both hard pack and loose trail



- Flexible "grippy" tread
- Aggressive side bite



- Provides traction and durability
- Built to perform in hard sand, jagged rocks or any other extreme terrain

# WHEEL & TIRE SETS

14"

## 40-SERIES

### UTILITY

	HARVESTER 27" 8,047 km	HARVESTER 28" 8,047 km	PRESERVE 27" 8,047 km
4201 Accent	2882388	2883225	2883208
4201 Matte Black	2882389	2883226	2883209
4202 Accent	2882383	2883220	2883203
4202 Matte Black	2882384	2883221	2883204
4203 BEADLOCK Matte Black BEADLOCKS SOLD SEPARATELY			
4204 Accent	2882385	2883222	2883205
4204 Matte Black	2882386	2883223	
4205 Luster			
4205 Matte Black	2882387	2883224	2883207
4301 BEADLOCK Accent BEADLOCKS PRE-MOUNTED			
4301 BEADLOCK Matte Black BEADLOCKS PRE-MOUNTED			

### DESERT/ROCK

CRAWLER XR 28" 4,828 km
2882394
2882395
2881343
2881344
2881386
2881355
2881356
2881371
2881372
2883213
2883212

### MUD/TRAIL

MUD XC 27" 4,828 km	MUD XC 29" 4,828 km
2884272	2884265
2884273	2884266
2884267	2884260
2884268	2884261
2884270	2884263
2884271	2884264
2884269	2884262

15"

## 50-SERIES

### TRAIL

ATTACK 2.0 28" 4,828 km
2883160
2883159
2883158
2883157
2883154
2883155
2883162
2883161

### DESERT/ROCK

CRAWLER XG 28" 4,828 km
2883188
2883187
2883186
2883185
2883182
2883183
2883190
2883189

# 2 WAYS TO PURCHASE

INDIVIDUAL WHEELS & TIRES  
- OR -  
COMPLETE SETS AS LISTED

Exclusively at  
Polaris Authorized Dealers



- Extra deep treads
- Self-cleaning lugs



- Paddles provide traction and durability in soft sand
- Built to float on top of sand



- Triple-belted sidewalls to resist puncture
- Purpose-built, long lasting tread patterns



- Handles extreme cold
- Holds shape and provides traction

COMMON

3-SEAT & CREW / 2-SEAT & CREW

CONNECTED TECHNOLOGY

ELECTRICAL ACCESSORIES

COOLERS

HUNT

COLD WEATHER

PLOWS

LIGHTING

WHEELS & TIRES

### BACKCOUNTRY/TRAIL

DUAL-THREAT 26" 4,828 km	DUAL-THREAT 29" 4,828 km	ATTACK 26" 4,828 km
2883138	2883146	2882390
2883139	2883147	2882391
2883140	2883148	2881335
2883141	2883149	2881336
		2881381
2883142	2883150	2881347
2883143	2883151	2881348
		2881359
2883144	2883152	2881360
2883217	2883219	
2883216	2883218	

### REPLACEMENT CAPS

#### POLARIS CAPS



LUSTER	ALL WHEELS EXCEPT 5204 & 5203 BEADLOCK	1521509-410
MATTE BLACK		1521509-521
LUSTER	5203 BEADLOCK	1522243-410
MATTE BLACK		1522243-458
<b>HD</b> MATTE BLACK	ALL WHEELS	5457498-458

#### PRO ARMOR CAPS



LUSTER	ALL WHEELS EXCEPT 5204 & 5203 BEADLOCK	5453209-410
MATTE BLACK		5453209-458
MATTE BLACK	5204	1523063-458
LUSTER	5203 BEADLOCK	1523015-410
MATTE BLACK		1523015-458

### LUG NUTS

○ LUG NUTS REQUIRED



#### 12mm x 1.5 SPLINED LUG NUTS

16 LUG NUTS WITH WRENCH	ALL POLARIS RANGER 3-SEAT & CREW MODELS	2879332
4 LUG NUTS WITHOUT WRENCH		2879331
SPLINED LUG WRENCH		2204966

#### 3/8" - 24 HEX LUG NUTS

16 HEX LUG NUTS	ALL POLARIS RANGER 570 '20-'21 MODELS	2877409
4 HEX LUG NUTS		2876754



For off-road use only. Please check fitment with your dealer.

# WHEELS



## 50-SERIES

### A 5201

WEIGHT: 7.8 kg | LOAD RATING: 590 kg | OFFSET: +4

ACCENT: FRONT/REAR 15" x 7" 1523184-266  
 MATTE BLACK: FRONT/REAR 15" x 7" 1523184-458

### B 5202

WEIGHT: 8.1 kg | LOAD RATING: 590 kg | OFFSET: +4

ACCENT: FRONT/REAR 15" x 7" 1523102-266  
 MATTE BLACK: FRONT/REAR 15" x 7" 1523102-458

### C 5203 BEADLOCK

WEIGHT: 7.3 kg | LOAD RATING: 590 kg | OFFSET: +38

MATTE BLACK: FRONT/REAR 15" x 7" 1522435-458

### D 5204

WEIGHT: 6.1 kg | LOAD RATING: 590 kg | OFFSET: +55


MATTE BLACK: FRONT/REAR 15" x 7" 1522550-458

### E 5301 BEADLOCK

WEIGHT: 7.7 kg | LOAD RATING: 726 kg | OFFSET: +38

ACCENT: FRONT/REAR 15" x 7" 1523282  
 MATTE BLACK: FRONT/REAR 15" x 7" 1523266

### LUG NUTS

 LUG NUTS REQUIRED

SEE P. 87



## KNOW YOUR WHEELS

### STEP 1: SELECT YOUR SERIES

**4** = 40-SERIES  
**5** = 50-SERIES

### STEP 2: CHOOSE YOUR LOAD RATING

**1** = <362.9 kg  
**2** = 363 - 589.7 kg  
**3** = 590 - 726 kg

### STEP 3: PICK YOUR STYLE

#### OFFSET / BEADLOCK / COLOR

**INCREASE OFFSET FROM STOCK**  
 = **NARROWER STANCE**

**DECREASE OFFSET FROM STOCK**  
 = **WIDER STANCE**



14"

## 40-SERIES

## F 4201 O

FRONT **WEIGHT:** 5.9 kg | **LOAD RATING:** 408 kg | **OFFSET:** +4  
 REAR **WEIGHT:** 6.4 kg | **LOAD RATING:** 590 kg | **OFFSET:** -9

**ACCENT:** FRONT 14" x 7" 1522956-266  
 REAR 14" x 8" 1522957-266  
**MATTE BLACK:** FRONT 14" x 7" 1522956-458  
 REAR 14" x 8" 1522957-458

## H 4203 BEADLOCK O

FRONT **WEIGHT:** 5.9 kg | **LOAD RATING:** 408 kg | **OFFSET:** +4  
 REAR **WEIGHT:** 6.6 kg | **LOAD RATING:** 590 kg | **OFFSET:** -9

**MATTE BLACK:** FRONT 14" x 7" 1522238-458  
 REAR 14" x 8" 1522239-458

## J 4205 O

FRONT **WEIGHT:** 4.8 kg | **LOAD RATING:** 408 kg | **OFFSET:** +4  
 REAR **WEIGHT:** 5.7 kg | **LOAD RATING:** 590 kg | **OFFSET:** -9

**MATTE BLACK:** FRONT 14" x 7" 1521507-521  
 REAR 14" x 8" 1521508-521  
**LUSTER:** FRONT 14" x 7" 1521507-410  
 REAR 14" x 8" 1521508-410

## G 4202 O

FRONT **WEIGHT:** 5.8 kg | **LOAD RATING:** 408 kg | **OFFSET:** +4  
 REAR **WEIGHT:** 6.1 kg | **LOAD RATING:** 590 kg | **OFFSET:** -9

**ACCENT:** FRONT 14" x 7" 1522544-266  
 REAR 14" x 8" 1522545-266  
**MATTE BLACK:** FRONT 14" x 7" 1522544-458  
 REAR 14" x 8" 1522545-458

## I 4204 O

FRONT **WEIGHT:** 5.9 kg | **LOAD RATING:** 408 kg | **OFFSET:** +4  
 REAR **WEIGHT:** 6.4 kg | **LOAD RATING:** 590 kg | **OFFSET:** -9

**ACCENT:** FRONT 14" x 7" 1522546-266  
 REAR 14" x 8" 1522547-266  
**MATTE BLACK:** FRONT 14" x 7" 1522546-458  
 REAR 14" x 8" 1522547-458

## K 4301 BEADLOCK

**WEIGHT:** 7.3 kg | **LOAD RATING:** 729 kg | **OFFSET:** +38

**ACCENT:** FRONT/REAR 14" x 7" 1523284  
**MATTE BLACK:** FRONT/REAR 14" x 7" 1523283

## L HD DUAL BEADLOCK

**WEIGHT:** 18.1 kg | **LOAD RATING:** 725.7 kg | **OFFSET:** +38

**MATTE BLACK:** FRONT/REAR 14" x 7" 1524022-458



## 14" FORGED BEADLOCK RINGS

A Machined Only used on 4203 Beadlock & HD Dual Beadlock	1522244-266
B Matte Black - Replacement Only used on 4301 Beadlock & HD Dual Beadlock	1523146-458

## 15" FORGED BEADLOCK RINGS

A Machined Only used on 5203 Beadlock	1522240-266
B Matte Black - Replacement Only used on 5301 Beadlock	1523147-458

For off-road use only. Please check fitment with your dealer.

HD PARTS  
P.98

# MAKE IT YOURS

**CUSTOMIZE YOUR ALL-NEW RANGER SP 570 AND GET MORE DONE** with Polaris Engineered Accessories. Outfit your RANGER based on your riding preferences for added comfort, maximized storage, and more.



## RANGER SP 570 HUNT

2884106	<b>LOCK &amp; RIDE</b> Kolpin Stronghold Auto-Latch Boot Mount	P. 48	2889181	Rock Guard with Step - Crew	P. 79
2882430	Gun Boot - XL	P. 48	2885087	Rear Brushguard	P. 79
2882077	Pro Armor 84 cm Combo LED Light Bar	P. 57	2889056	Polaris Pro HD 2,041 kg Winch with Rapid Rope Recovery	P. 79
2881348	Pro Armor Wheel & Tire Set: Attack & 4204	P. 65	2885088	Front Hood Storage Rack	P. 81
2885078	Poly Crew Sport Roof	P. 72			



## RANGER SP 570 FARM

2883140	Pro Armor Wheel & Tire Set: Dual-Threat & 4202	P. 65	2885084	Upper Front Brushguard	P. 79
2885077	Poly 2-Seat Sport Roof	P. 72	2885087	Rear Brushguard	P. 79
2889187	Convex Weatherproof Rear View Mirror	P. 74	2885095	Polaris HD 1,588 kg Winch	P. 79
2889243	Side View Mirrors - ROPS-Mounted	P. 78	2889182	<b>LOCK &amp; RIDE</b> Tip-Down Headache Rack	P. 80
			2889189	Cargo Bed Mat	P. 80



RANGER SP 570  
**LANDOWNER**

2883144	<b>Pro Armor Wheel &amp; Tire Set: Dual-Threat &amp; 4205</b>	P. 65	2889056	<b>Polaris Pro HD 2,041 kg Winch with Rapid Rope Recovery</b>	P. 79
2885077	<b>Poly 2-Seat Sport Roof</b>	P. 72	2889189	<b>Cargo Bed Mat</b>	P. 76
2889187	<b>Convex Weatherproof Rear View Mirror</b>	P. 74	2889199	<b>LOCK &amp; RIDE Storage Box</b>	P. 80
2889243	<b>Side View Mirrors - ROPS-Mounted</b>	P. 78			



RANGER CREW SP 570  
**TRAIL**

2882077	<b>Pro Armor 84 cm Combo LED Light Bar</b>	P. 57	2889187	<b>Convex Weatherproof Rear View Mirror</b>	P. 78
2883143	<b>Pro Armor Wheel &amp; Tire Set: Dual-Threat &amp; 4204</b>	P. 65	2889243	<b>Side View Mirrors - ROPS-Mounted</b>	P. 78
2885078	<b>Poly Crew Sport Roof</b>	P. 72	2889181	<b>Rock Guard with Step - Crew</b>	P. 79
2885080	<b>LOCK &amp; RIDE Full Glass Windshield</b>	P. 74	2885084	<b>Upper Front Brushguard</b>	P. 79
2879965	<b>LOCK &amp; RIDE Rear Panel - Glass</b>	P. 75	2885087	<b>Rear Brushguard</b>	P. 79
2885083	<b>Windshield Wiper &amp; Washer Kit</b>	P. 78	2889183	<b>LOCK &amp; RIDE Bed Extender/Divider</b>	P. 80

2-SEAT & CREW

SP 570

ROOFS & DOORS

WINDSHIELDS & REAR PANELS

CABINETS

AUXILIARY CONVENIENCE

PROTECTION & BUMPERS

STORAGE

# ROOFS



SEALED  
COVERAGE



REDUCE  
STANDING  
WATER



LOCK & RIDE  
EASY AND FAST  
INSTALLATION

POLARIS ENGINEERED  
ADVANTAGES

## GLASS VS POLY

- Water run-off
- Mounting features: easily add accessories & lighting
- Liner ready
- Lightweight

- Heavy duty/durable
- Low profile
- Unique style

### SHIELD AGAINST DRIVING RAIN OR THE BLISTERING SUN.

Choose from poly or steel and know that you are protected from the elements with a seamless integrated roof.

## POLY

Lightweight, durable and impact-resistant. A poly roof can take the abuse of a tight trail and still protect.



### SPORT ROOF - POLY

- Offers reliable protection from the sun and rain
- Lightweight, durable polyethylene construction
- Simple one-time installation

- » 2-SEAT BLACK • 2885077  
SP 570 '22
- » CREW BLACK • 2885078  
CREW SP 570 '22

### PREMIUM ROOF LINER

- Cut in-cab noise by 60% at idle and by 40% at 20 mph
- One-piece liner attaches quickly and securely using push darts
- Adds premium comfort and quieter cab ride
- » 2-SEAT (shown) • 2885093  
SP 570 '22
- » CREW • 2885094  
CREW SP 570 '22

## STEEL

For the ultimate in strength and protection.

### HD ROOF - STEEL

- Stout 12-gauge steel construction
- Powder-coated finish for scratch and corrosion resistance
- Interior fabric liner provides sound reduction

- » 2-SEAT • 2879954  
SP 570 '22





# DOORS



**PREMIUM FEATURES**



**UNPRECEDENTED VENTILATION OPTIONS**



**EASY AND FAST INSTALLATION**

**POLARIS ENGINEERED ADVANTAGES**

	POLY DOORS	CANVAS DOORS
<b>FRONT DOORS (SET OF 2)</b> SP 570 '22, CREW SP 570 '22	<p><b>CRANK WINDOW</b> Has manual crank windows for airflow adjustment in the cab with a fully finished black interior and exterior panels. Has a steel tube frame with a full 360 degree seal to keep out dust and rain.</p>  <p><b>NEW</b> Manual Crank Window Doors 2885073 SHOWN WITH EXTERIOR DOOR ACCENT PANEL 2889389-795</p> 	<p><b>ZIP WINDOW</b> Heavy duty 23-oz durable protection with adjustable zipper ventilation and see-through bottom panel. Powder-coated steel rod door frames provide strength and enhance fit and finish.</p>  <p><b>NEW</b> Zip Window Doors 2885075 <small>FULL AVAILABILITY</small></p> 
<b>REAR DOORS (SET OF 2)</b> CREW SP 570 '22	<p><b>CRANK WINDOW</b> Has manual crank windows for airflow adjustment in the cab with a fully finished black interior and exterior panels. Has a steel tube frame with a full 360 degree seal to keep out dust and rain.</p>  <p><b>NEW</b> Manual Crank Window Doors 2885074 SHOWN WITH EXTERIOR DOOR ACCENT PANEL 2889390-795</p> 	<p><b>ZIP WINDOW</b> Heavy duty 23-oz durable protection with adjustable zipper ventilation and see-through bottom panel. Powder-coated steel rod door frames provide strength and enhance fit and finish.</p>  <p><b>NEW</b> Zip Window Doors 2885076 <small>FULL AVAILABILITY</small></p> 

**NEW**  
**EXTERIOR DOOR ACCENT PANELS**

- Replace stock gloss black accent panels
- Painted plastic and clear-coated for UV protection
- Install easily with a single screw
- Comes as a pair
- Compatible with Poly doors only

FRONT  
REAR

 Sagebrush Green  
Non-Metallic  
2889389-560  
2889390-560

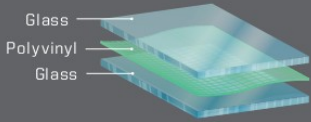
 Polaris  
Pursuit Camo  
2889391-587  
2889392-587

 Polaris Blue  
Non-Metallic  
2889389-795  
2889390-795

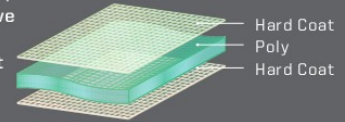


# WINDSHIELDS & REAR PANELS

## GLASS VS POLY



- Superior optical clarity (automotive level)
- Scratch-resistant
- Curved to fit, seals tight
- Cold weather / heavy duty
- Wiper ready (windshield only)



- Lightweight, flexible, easy to store/remove
- Impact-resistant
- Tight seal keeps out rain and dust

## WINDSHIELDS



**NEW**  
**FULL TIP-OUT WINDSHIELD - GLASS** FULL AIRABILITY

- Tip-out design offers three positions: open, closed and vented
- Gas shocks assist in easy opening and closing
- 360° gasket for reliable protection and comfort
- Scratch-resistant automotive-style curved glass
- Interior sound dampening and optimized visibility

» 2885079  
 SP 570 '22, CREW SP 570 '22

**NEW**  
**FULL GLASS WINDSHIELD - CLEAR**

- Scratch-resistant, curved laminate safety glass
- Protects against wind, rain and other hazardous debris
- UV-blocking interlayer and 360° gasket seal

» 2885080  
 SP 570 '22, CREW SP 570 '22



**FLIP-DOWN WINDSHIELD - HARD COAT POLY** TOP SELLER

- Two venting options: fully sealed or flip-down/remove upper half for some protection with maximum ventilation

» 2882178  
 SP 570 '22

**LOCK & RIDE VENTED WINDSHIELD - HARD COAT POLY**

- Frameless design for maximum visibility
- Added vents for airflow on a hot day or defrosting on a cold day

» 2883342  
 SP 570 '22, CREW SP 570 '22

**LOCK & RIDE FULL WINDSHIELD - HARD COAT POLY** TOP SELLER

- Durable, optical-grade, 0.6 cm-thick polycarbonate offers outstanding rider protection and visibility
- Windshield has minimal perimeter framework for full visibility

» 2883319  
 SP 570 '22, CREW SP 570 '22

**HARD COAT POLY | 30x MORE SCRATCH-RESISTANT**

**LOCK & RIDE**

**REVOLUTIONARY INSTALLATION**



**AIRTIGHT GASKET SEAL**



**VENTING OPTIONS**



**MULTI-FUNCTION FEATURES**



**POLARIS ENGINEERED ADVANTAGES**



**LOCK & RIDE FULL WINDSHIELD - POLY** TOP SELLER

- Durable, optical-grade, 0.6 cm-thick polycarbonate offers outstanding rider protection and visibility
- Windshield has minimal perimeter framework for full visibility

» 2883318

SP 570 '22, CREW SP 570 '22

**LOCK & RIDE HALF WINDSHIELD - POLY**

- Strong, durable polycarbonate half windshield delivers a combination of protection and airflow into the cab
- Half windshield offers protection from rain, sleet, spray, and off-road hazards

» 2883320

SP 570 '22, CREW SP 570 '22

**REAR PANELS**



**LOCK & RIDE REAR PANEL - GLASS** TOP SELLER

- Durable, tempered laminate glass provides a high level of scratch resistance

» 2879965

SP 570 '22, CREW SP 570 '22

**LOCK & RIDE REAR PANEL - POLY** TOP SELLER

- Strong, 0.6 cm-thick polycarbonate provides outstanding impact and scratch resistance

» 2879812

SP 570 '22, CREW SP 570 '22



**REDUCE IN-CAB DUST SWIRL BY ADDING A REAR PANEL**

With a windshield and roof installed, turbulent air develops behind the cab. Add a rear panel to reduce dust intrusion from this swirl.

# CAB KITS

PICK YOUR OWN PACKAGE!

## FULL CAB

28K0007

2885077	Sport Roof - Poly - 2 Seat Black	P. 72
2885073	Manual Crank Window Doors - Poly	P. 73
2885080	Full Glass Windshield - Clear	P. 74
2879965	Rear Panel - Glass	P. 75
2885083	Windshield Wiper & Washer System	P. 78

SP 570 '22

SP 570 & SP 570 HUNTER EDITION REQUIRE  
FRONT PULSE BAR AND HARNESSES 2889185



**ADD TO YOUR  
CAB COMFORT**  
WITH THE HEATER SYSTEM

# HALF CAB

28K0008

2885077	Sport Roof - Poly - 2 Seat Black	P. 72
2885080	Full Glass Windshield - Clear	P. 74
2879812	Rear Panel - Poly	P. 75
2885083	Windshield Wiper & Washer System	P. 78

SP 570 '22

SP 570 & SP 570 HUNTER EDITION REQUIRE  
FRONT PULSE BAR AND HARNESSES 2889185



## **POLARIS** HEATER KIT FULL AVAILABILITY P. 78

» 2885082

SP 570 '22

SP 570 & SP 570 HUNTER EDITION REQUIRE  
FRONT PULSE BAR AND HARNESSES 2889185



## RANGER SP 570

# AUDIO



### **NEW** JBL® DASH AUDIO KIT FALL AVAILABILITY

- System mounts into pre-designated locations in the vehicle dash
- Complete UTV audio solution gives your vehicle a performance-ready sound system
- Includes four off-road grade, water- and dust-proof speakers, and one head unit
- Head unit features AM/FM tuner, USB input and Bluetooth\* compatibility for wireless streaming\*



» 2885081  
SP 570 '22

\*The FM Frequency range is from 88 to 108 and only on the odds (i.e. 88.1, 88.3, etc.)

### **POLARIS RIDECOMMAND** SEE P. 44 FOR MORE INFORMATION 7" DISPLAY POWERED BY RIDE COMMAND

» 2884072  
SP 570 '22  
SPEAKERS NOT INCLUDED



## CONVENIENCE FEATURES

### **NEW** CAB SEAL KIT

- Seal out dust from your UTV cab
- Reduces dust from getting on dash and seat

» 2889201  
SP 570 '22, CREW SP 570 '22  
(INCLUDED WITH PREMIUM DOORS)

### **NEW** FRONT PULSE BAR AND HARNESS

- This kit is needed to install any electrical accessories to a base vehicle

» 2-SEAT • 2889185  
SP 570 '22, CREW SP 570 '22  
» CREW • 2889568  
CREW SP 570 '22

### **NEW** HORN KIT

- Adds a warning horn to console area of vehicle

» 2889160  
SP 570 '22, CREW SP 570 '22  
SP 570 & SP 570 HUNTER EDITION REQUIRE  
FRONT PULSE BAR AND HARNESSES 2889185

### **NEW** DOME LIGHT

- LED Dome light provides optimal visibility in the cab
- Easy to install

» 2889159  
SP 570 '22, CREW SP 570 '22  
SP 570 & SP 570 HUNTER EDITION REQUIRE  
FRONT PULSE BAR AND HARNESSES 2889185

### **NEW** FLOOR MATS - FRONT FALL AVAILABILITY

- Protects floors from dirt and wear
- Textured, non-slip surface

» 2889186  
SP 570 '22, CREW SP 570 '22

### SPEEDKEY

» 2879988  
SP 570 '22, CREW SP 570 '22

# CONVENIENCE

## FIELD TESTED INTERIOR

**ADD SUPERIOR ALL-WEATHER FUNCTIONALITY** and comfort to your RANGER with premium Polaris Engineered Accessories. Keep warm on the coldest of days with a heater kit and improve visibility with a Windshield Wiper and Washer System or Large Rear View Mirror.



### **NEW** HEATER KIT FALL AVAILABILITY

- Climate control for the cab of your off-road vehicle
- Total of four dash mounted vents with two positioned for defrosting the windshield and the other two for heating the cab
- Simple, dash-mounted controls
- Manually operated vents for airflow control

» 2885082  
SP 570 '22, CREW SP 570 '22  
SP 570 & SP 570 HUNTER EDITION REQUIRE  
FRONT PULSE BAR AND HARNESSES 2889185



### **NEW** CONVEX WEATHERPROOF REAR VIEW MIRROR FALL AVAILABILITY

- Convex design for a broader view of traffic
- Durable, weatherproof construction
- Mount the bolts into your choice of pre-designated mounting locations
- Compatible with roof, windshield, and other accessories

» 2889187  
SP 570 '22, CREW SP 570 '22



### **NEW** WINDSHIELD WIPER & WASHER KIT

- Helps clear hazardous dirt, rain and debris from your windshield

» 2885083  
SP 570 '22, CREW SP 570 '22  
SP 570 & SP 570 HUNTER EDITION REQUIRE  
FRONT PULSE BAR AND HARNESSES 2889185



### **NEW** SIDE VIEW MIRRORS

» DOOR MOUNTED (shown) • 2889241  
» ROPS-MOUNTED • 2889243  
SP 570 '22, CREW SP 570 '22

# PROTECTION



## NEW UPPER FRONT BRUSHGUARD FALL AVAILABILITY

- Made from tubular steel and provides additional protection for front fenders and headlights
- Attaches to stock front bumper
- Durable, scratch-resistant, black powder-coat finish

» 2885084  
SP 570 '22, CREW SP 570 '22



## NEW REAR BRUSHGUARD FALL AVAILABILITY

- Made from tubular steel and provides additional protection for taillights
- Durable, scratch-resistant, black powder-coat finish
- Reliably enhances back-end protection of vehicle

» 2885087  
SP 570 '22, CREW SP 570 '22



## NEW ROCK GUARD WITH STEP

- Reliable, hard-working protection for edges of vehicle
- Mounts directly to the frame, instead of underneath, for maximum ground clearance

» 2-SEAT (shown) • 2889180  
SP 570 '22  
» CREW • 2889181  
CREW SP 570 '22



## NEW A-ARM GUARDS

- Valuable, reliable protection for vital front suspension components exposed to the rigors of off-road environments
- Strong, durable, lightweight polyethylene construction withstands off-road impacts to protect the A-Arms

» WINTER AVAILABILITY  
FRONT (shown) • 2885097  
» FALL AVAILABILITY  
REAR • 2880551  
SP 570 '22, CREW SP 570 '22

# WINCHES

## FEATURES & BENEFITS

**PRO** PRO HEAVY DUTY SERIES

**HD** HEAVY DUTY SERIES

### RAPID ROPE RECOVERY

Retrieve cable 5x as fast as standard mode on other Polaris winches. Get back to riding or complete your task quicker.



NOT AVAILABLE

### AUTO STOP TECHNOLOGY

Auto Stop technology protects and extends the life of your winch by automatically stopping the winch at the end of pull to prevent over-spooling.



ADD AUTO STOP UPGRADE

2881693  
SYNTHETIC ROPE REQUIRED

### SYNTHETIC ROPE

Lightweight, extremely strong and flexible 50 ft long rope stands up to any tough job.



ADD SYNTHETIC ROPE

2878888

### WIRELESS REMOTE

Operate your winch wirelessly from within 50 ft of the vehicle.

WIRELESS STANDARD, WIRED OPTION

WIRED STANDARD, ADD WIRELESS REMOTE

2879316



### MODEL

2,041 kg

1,588 kg

ADD REQUIRED CABLES

SP 570 '22  
CREW SP 570 '22

2885096  
FALL AVAILABILITY

TOP SELLER  
2885095  
FALL AVAILABILITY

2-SEAT & CREW MODELS:  
2889185



## UPGRADE YOUR CONTROLS HD OR PRO HD WINCHES

### WIRED REMOTE CONTROL

- Must order remote handle and socket together

» REMOTE HANDLE 4013466    » SOCKET 4014228

### POWER CONTROLLER

- Control your winch and plow hydraulics directly from the shift knob

» 2879227  
SP 570 '22



2-SEAT & CREW

SP 570

ROOFS & DOORS

WINDSHIELDS & REAR PANELS

CABINETS

AUXILIARY CONVENIENCE

PROTECTION & WINCHES

STORAGE


# STORAGE



## LOCK & RIDE™

Exclusive and available on all Polaris vehicles, Lock & Ride accessories let you quickly change from one task to another with hundreds of options.

WITH THE FLIP OF A LEVER, LOCK & RIDE PLUNGERS USE OUTWARD PRESSURE TO EXPAND FOR A SECURE FIT.



**NEW**  
LOCK & RIDE  
**STORAGE BOX**

- Provides enough room to store all the tools you need to get the job done
- Internal organizational dividers keep gear from rolling around
- Easily detaches from vehicle

» 2889199  
SP 570 '22, CREW SP 570 '22



**NEW**  
LOCK & RIDE  
**TIP-DOWN HEADACHE RACK**

- Provides extreme cargo versatility to your UTV
- Strong steel tube construction for maximum durability
- Installs and removes easily utilizing Lock & Ride technology

» 2889182  
SP 570 '22, CREW SP 570 '22



**NEW**  
LOCK & RIDE  
**BED EXTENDER/DIVIDER**

- Increase your cargo capacity and UTV storage
- Extend the cargo bed or divide cargo within the bed
- Lock & Ride technology for easy install without tools
- Made from durable steel and powder-coated finish

» 2889183  
SP 570 '22, CREW SP 570 '22



**NEW**  
LOCK & RIDE  
**CARGO BED MAT**

- Protects cargo box, reduces drivetrain noise, and keeps cargo more secure with non-slip design
- Thick (3.18 mm) rubber mat construction

» 2889189  
SP 570 '22, CREW SP 570 '22





**LOCK & RIDE FRONT HOOD STORAGE RACK** FALL AVAILABILITY

- Increases load-carrying capacity and protects against brush and debris
- Steel construction with a durable powder-coated finish
- Lock & Ride functions for easy install, on and off maneuvering of the basket, and under-hood access
- Weight Capacity: 100 lbs.

» 2885088  
SP 570 '22, CREW SP 570 '22

**FIRE EXTINGUISHER HOLDER**

- Quick-release strap allows for easy access

» 2882158  
SP 570 '22, CREW SP 570 '22



**RIDE & REPAIR ESSENTIALS KIT**

» 2881207  
SP 570 '22, CREW SP 570 '22



**LOCK & RIDE D-RINGS** TOP SELLER

- The most versatile Lock & Ride accessory - add as many as you need to secure your cargo with bungee cords or straps

» 2881545  
SP 570 '22, CREW SP 570 '22



**LOCK & RIDE CHAINSAW MOUNT**

» 2879354  
SP 570 '22, CREW SP 570 '22



**LOCK & RIDE TOOL RACK**

- Attach on the inside or outside of the cargo bed

» 2881533  
SP 570 '22, CREW SP 570 '22

**STRAPS**

**3.8 cm x 4.6 m 2494.8 kg RATCHET STRAP**

- Heavy-duty webbing
- 2 Pack

» 2884031



**LOCK & RIDE QUICKSTRAP**

- The quickest and most secure way to mount Polaris accessories
- Sold as a pair

» 2882187  
ALL COOLERS, RANGER CARGO BOXES



**5.1 cm x 6.1 m 4535.9 kg RATCHET STRAP**

- Heavy-duty webbing

» 2884032




**DO MORE:**



**COOLERS**  
P. 48



**HUNT**  
P. 50



**COLD WEATHER**  
P. 52



**LIGHTING**  
P. 58

RANGER 500 / EV  
2015-2021 RANGER 570

# ROOFS



SEALED  
COVERAGE



REDUCE  
STANDING  
WATER



LOCK & RIDE  
EASY AND FAST  
INSTALLATION


POLARIS ENGINEERED  
ADVANTAGES

## POLY FEATURES

- Water run-off
- Mounting features:  
easily add accessories & lighting
- Liner ready
- Lightweight

### SHIELD AGAINST DRIVING RAIN OR THE BLISTERING SUN.

Know that you are protected from the elements with a seamless integrated roof. Poly is lightweight, durable and impact-resistant. A poly roof can take the abuse of a tight trail and still protect.



#### SPORT ROOF - POLY

- Provides shade, superior overhead protection
- Tough injection-molded design resists distortion from the elements
- Polaris Pursuit Camo offers effective visual camouflage in the field

- » 2-SEAT BLACK • 2883236  
EV '15-22, 570 '15-21, 500 '17-22
- » CREW BLACK • 2885078  
CREW 570-4 '15-21



# DOORS



**PREMIUM FEATURES**



**UNPRECEDENTED VENTILATION OPTIONS**



**EASY AND FAST INSTALLATION**

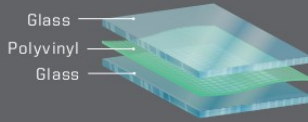
**POLARIS ENGINEERED ADVANTAGES**

POLY DOORS		CANVAS DOORS	
	<p><b>HINGED WINDOW</b> A premium, door offering hinged window for customizable ventilation in the cab.</p>		<p><b>ZIP WINDOW</b> Lightweight, durable protection with adjustable zipper ventilation and see-through bottom panel.</p>
<p><b>FRONT DOORS (SET OF 2)</b> EV '15-22, CREW 570-4 '15-21, 570 '15-21, 500 '17-22</p>	 <p><b>Hinged Window - Poly Doors - Black</b> 2882247</p>	<p><b>TOP SELLER</b> <b>Zip Window Doors - Canvas - Black</b> 2879963</p> 	
<p><b>REAR DOORS (SET OF 2)</b> CREW 570-4 '15-21</p>		<p><b>Zip Window Doors - Rear - Canvas - Black</b> 2879964</p> 	

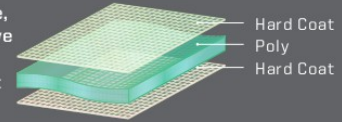


# WINDSHIELDS & REAR PANELS

## GLASS VS POLY



- Superior optical clarity (automotive level)
- Scratch-resistant
- Curved to fit, seals tight
- Cold weather / heavy duty
- Wiper ready (windshield only)



- Lightweight, flexible, easy to store/remove
- Impact-resistant
- Tight seal keeps out rain and dust

## WINDSHIELDS



### LOCK & RIDE TIP-OUT WINDSHIELD - GLASS

- Made of strong, optical-grade laminate safety glass
- Provides optimal visibility and the best protection from wind, inclement weather and off-road hazards
- Minimal perimeter framework for a low profile and full visibility
- Tip-out feature adjusts the windshield to an open position to enjoy airflow in the cab

» 2881784

EV '15-22, CREW 570-4 '15-21, 570 '15-21, 500 '17-22

### LOCK & RIDE FULL WINDSHIELD - GLASS TOP SELLER

- Provides the highest level of scratch resistance

» 2881783

EV '15-22, CREW 570-4 '15-21, 570 '15-21, 500 '17-22



### LOCK & RIDE FLIP-DOWN WINDSHIELD - HARD COAT POLY TOP SELLER

- Two venting options: fully sealed or flip-down/remove upper half for some protection with maximum ventilation

» 2882178

EV '15-22, CREW 570-4 '15-21, 570 '15-21, 500 '17-22

### LOCK & RIDE VENTED WINDSHIELD - HARD COAT POLY

- Frameless design for maximum visibility
- Added vents for airflow on a hot day or defrosting on a cold day

» 2883342

EV '15-22, CREW 570-4 '15-21, 570 '15-21, 500 '17-22

### LOCK & RIDE FULL WINDSHIELD - HARD COAT POLY TOP SELLER

- Durable, optical-grade, 0.6 cm-thick polycarbonate offers outstanding rider protection and visibility
- Windshield has minimal perimeter framework for full visibility

» 2883319

EV '15-22, CREW 570-4 '15-21, 570 '15-21, 500 '17-22

**HARD COAT POLY | 30x MORE SCRATCH-RESISTANT**

**LOCK & RIDE**

**REVOLUTIONARY INSTALLATION**



**AIRTIGHT GASKET SEAL**



**VENTING OPTIONS**



**MULTI-FUNCTION FEATURES**



**POLARIS ENGINEERED ADVANTAGES**



**LOCK & RIDE FULL WINDSHIELD - POLY** TOP SELLER

- Durable, optical-grade, 0.6 cm-thick polycarbonate offers outstanding rider protection and visibility
- Windshield has minimal perimeter framework for full visibility

» 2883318

EV '15-22, CREW 570-4 '15-21, 570 '15-21, 500 '17-22

**LOCK & RIDE HALF WINDSHIELD - POLY**

- Strong, durable polycarbonate half windshield delivers a combination of protection and airflow into the cab
- Half windshield offers protection from rain, sleet, spray, and off-road hazards

» 2883320

EV '15-22, CREW 570-4 '15-21, 570 '15-21, 500 '17-22

**REAR PANELS**



**LOCK & RIDE REAR PANEL - GLASS** TOP SELLER

- Durable, tempered laminate glass provides a high level of scratch resistance

» 2879965

EV '15-22, CREW 570-4 '15-21, 570 '15-21, 500 '17-22

**LOCK & RIDE REAR PANEL - POLY** TOP SELLER

- Strong, 0.6 cm-thick polycarbonate provides outstanding impact and scratch resistance

» 2879812

EV '15-22, CREW 570-4 '15-21, 570 '15-21, 500 '17-22



**REDUCE IN-CAB DUST SWIRL BY ADDING A REAR PANEL**

With a windshield and roof installed, turbulent air develops behind the cab. Add a rear panel to reduce dust intrusion from this swirl.

RANGER 500 / EV  
2015-2021 RANGER 570

# CAB KITS

PICK YOUR OWN PACKAGE!

## FULL CAB

28K0004

2879990	<b>Busbar Harness</b>	P. 59
2883236	<b>Poly 2-Seat Sport Roof with Lock &amp; Ride Technology</b>	P. 82
2882247	<b>Hinged Window Doors - Poly</b>	P. 83
2881783	<b>Full Windshield - Glass</b>	P. 84
2879965	<b>Rear Panel - Glass</b>	P. 85
2879968	<b>Windshield Wiper &amp; Washer System</b>	P. 88

EV '15-22, 570 '15-21



# HALF CAB

28K0005

2879990	<b>Busbar Harness</b>	P. 59
2883236	<b>Poly 2-Seat Sport Roof with Lock &amp; Ride Technology</b>	P. 82
2881783	<b>Full Windshield - Glass</b>	P. 84
2879812	<b>Rear Panel - Poly</b>	P. 85
2879968	<b>Windshield Wiper &amp; Washer System</b>	P. 88

EV '15-'22, 570 '15-'21



## ADD TO YOUR CAB COMFORT

WITH THE HEATER SYSTEM

### HEATER KIT

» 2879967  
570 '15-'21

RANGER 500 / EV  
2015-2021 RANGER 570

# CONVENIENCE & PROTECTION

## CONVENIENCE FEATURES

### CAB SEAL SYSTEM

» 2-SEAT • 2880508

EV '15-22, CREW 570-4 '15-21, 570 '15-21, 500 '17-22  
(INCLUDED WITH PREMIUM DOORS)

### EPS SYSTEM (ELECTRIC POWER STEERING)

- Enjoy smooth, easy, precise, responsive automotive-quality power steering
- EPS provides a light steering feel in all situations, including low-speed maneuvering through challenging terrain

» 2879970

CREW 570-4 '15-21, 570 '15-21  
1824163 REQUIRED FOR 2016 AND NEWER 570 MODELS

### HORN

» 2879273

EV '15-22, CREW 570-4 '15-21, 570 '15-21, 500 '17-22

### AUXILIARY BATTERY KIT

» 2880555

EV '15-22  
REQUIRED FOR 12V ACCESSORIES ON EV

### REVERSE WARNING ALERT

» 2880631

CREW 570-4 '15-21, 570 '15-21, 500 '17-22

### SPEEDKEY

» 2879988

CREW 570-4 '15-21, 570 '15-21

### EV QUICK CHARGING SYSTEM

» 2880556

EV '15-22



## FIELD TESTED INTERIOR

**ADD SUPERIOR ALL-WEATHER FUNCTIONALITY** and comfort to your RANGER with premium Polaris Engineered Accessories. Keep warm on the coldest of days with a heater kit and improve visibility with a Windshield Wiper and Washer System or Large Rear View Mirror.



### WINDSHIELD WIPER & WASHER SYSTEM

- Use with Full Glass Windshield 2881783 only

» 2879968

EV '15-22, CREW 570-4 '15-21, 570 '15-21, 500 '17-22

⚠ Requires Battery Connection Cable



### LARGE REAR VIEW MIRROR TOP SELLER

» 2879969

EV '15-22, CREW 570-4 '15-21, 570 '15-21, 500 '17-22



## STANDARD BRUSHGUARDS

PERFECT FOR: **INCREASED PROTECTION AROUND LIGHTING AND FENDERS**

FRONT



**3.2 cm DIAMETER**  
STEEL TUBE CONSTRUCTION

REAR



» FRONT • 2879973

» REAR • 2879972

EV '15-22, CREW 570-4 '15-21, 570 '15-21, 500 '17-22

DOES NOT WORK WITH FLIP-DOWN POLY WINDSHIELD 2881919

## ROCK GUARDS WITH STEP



- Durable, stamped plate steel construction
- Provides additional protection for side of vehicle
- Integrated boot scraper helps keep interior clean

» 2 SEAT • 2879974

EV '15-22, 570 '15-21, 500 '17-22

2-SEAT & CREW

500 / EV

ROOFS & DOORS

WINDSHIELDS & REAR PANELS



CABRITS

CONVENIENCE & PROTECTION

WINCHES

STORAGE

# WINCHES

FEATURES	<b>PRO</b> PRO HEAVY DUTY SERIES	<b>HD</b> HEAVY DUTY SERIES	
RAPID ROPE RECOVERY	STANDARD	NOT AVAILABLE	
AUTO STOP TECHNOLOGY	STANDARD	OPTION	
WINCH LINE	SYNTHETIC ROPE	STEEL CABLE	
CONTROL	WIRELESS STANDARD, WIRED OPTION	WIRED STANDARD, WIRELESS OPTION	
MODEL	2,041 kg	1,588 kg	ADD REQUIRED CABLES
<b>570</b> '15-21 <b>CREW 570-4</b> '15-21 <b>500</b> '17-22 <b>EV</b> '19-22 EV REQUIRES AUXILIARY BATTERY KIT 2880555	<b>2882238</b> 	<b>2881669</b> 	2-SEAT MODELS: <b>2879990</b> CREW MODELS: <b>2880929</b>

## UPGRADE YOUR HD WINCH WITH THESE ACCESSORIES

### WIRELESS REMOTE

- Up to 15 m range with LED indicator
- Direct plug and play operation

» 2879316

Works with 2881669



### SYNTHETIC ROPE

2,041 kg  
» 2879187

1,588 kg  
» 2878888



### AUTO STOP UPGRADE

- Billeted aluminum
- Replaces stock fairlead

» 2881693

Works with 2881669  
SYNTHETIC ROPE REQUIRED

## UPGRADE YOUR CONTROLS HD OR PRO HD WINCHES

### WIRED REMOTE CONTROL

- Must order remote handle and socket together

» REMOTE HANDLE 4013466

» SOCKET 4014228

### POWER CONTROLLER

- Control your winch and plow hydraulics directly from the shift knob

» 2879227

CREW 570-4 '14-21,  
570 FULL SIZE '17-22,  
570 '14-21, 500 '11-22



# STORAGE



## LOCK & RIDE™

Exclusive and available on all Polaris vehicles, Lock & Ride accessories let you quickly change from one task to another with hundreds of options.

WITH THE FLIP OF A LEVER, LOCK & RIDE PLUNGERS USE OUTWARD PRESSURE TO EXPAND FOR A SECURE FIT.



## LOCK & RIDE CARGOMAX SYSTEM

- Comes standard with a support bar that ties the two sides together for a sturdy cargo hold
- Adjustable utility hooks provide more options for hanging tools, cords or gear
- Two sides and a support bar included

» 2882177

EV '15-22, CREW 570-4 '15-21,  
570 '15-21, 500 '17-22



## CARGO BED MAT

- Non-slip surface to better secure loads
- Protect the cargo bed from scratches and scuffs
- Lifts out and is easy to clean
- Can be cut to access factory tie-down cleats

» 2881485

EV '11-22, CREW 570-4 '14-21, 570 '14-21, 500 '11-22



## LOCK & RIDE STORAGE BOX

- Rugged roto-molded construction locks for security and is water-resistant
- Low-profile design retains additional hauling capacity on top of vault
- Sliding drawer features foam padding and adjustable dividers
- Fits perfectly in the bed of your RANGER, pickup box or full-size SUV

» 2877033

EV '11-22, CREW 570-4 '14-21, 570 '14-21, 500 '11-22



**LOCK & RIDE**  
**TOOL RACK**

- Attach on the inside or outside of the cargo bed
- » 2881533  
EV '11-22, CREW 570-4 '14-21, CREW 570 FULL SIZE '18-22, 570 FULL SIZE '17-22, 570 '14-21, 500 '11-22



**RIDE & REPAIR ESSENTIALS KIT**

- » 2881207  
EV '11-22, CREW 570-4 '14-21, CREW 570 FULL SIZE '18-22, 570 FULL SIZE '17-22, 570 '14-21, 500 '11-22



**FIRE EXTINGUISHER HOLDER**

- Quick-release strap allows for easy access
- » 2882158  
EV '15-22, CREW 570-4 '15-21, 570 '15-21, 500 '17-22



**UNDER SEAT STORAGE BOX**

- » 2880046  
EV '15-22, CREW 570-4 '15-21, 570 '15-21, 500 '17-22



**LOCK & RIDE**  
**D-RINGS** TOP SELLER

- The most versatile Lock & Ride accessory - add as many as you need to secure your cargo with bungee cords or straps
- » 2881545  
EV '11-22, CREW 570-4 '14-21, CREW 570 FULL SIZE '18-22, 570 FULL SIZE '17-22, 570 '14-21, 500 '11-22



**LOCK & RIDE**  
**CHAINSAW MOUNT**

- » 2879354  
EV '11-22, CREW 570-4 '14-21, CREW 570 FULL SIZE '18-22, 570 FULL SIZE '17-22, 570 '14-21, 500 '11-22

**STRAPS**



**3.8 cm x 4.6 m 2494.8 kg RATCHET STRAP**

- Heavy-duty webbing
  - 2 Pack
- » 2884031



**LOCK & RIDE**  
**QUICKSTRAP**

- The quickest and most secure way to mount Polaris accessories
  - Sold as a pair
- » 2882187  
ALL COOLERS, RANGER CARGO BOXES



**5.1 cm x 6.1 m 4535.9 kg RATCHET STRAP**

- Heavy-duty webbing
- » 2884032


**DO MORE:**



**COOLERS**  
P. 48



**HUNT**  
P. 50

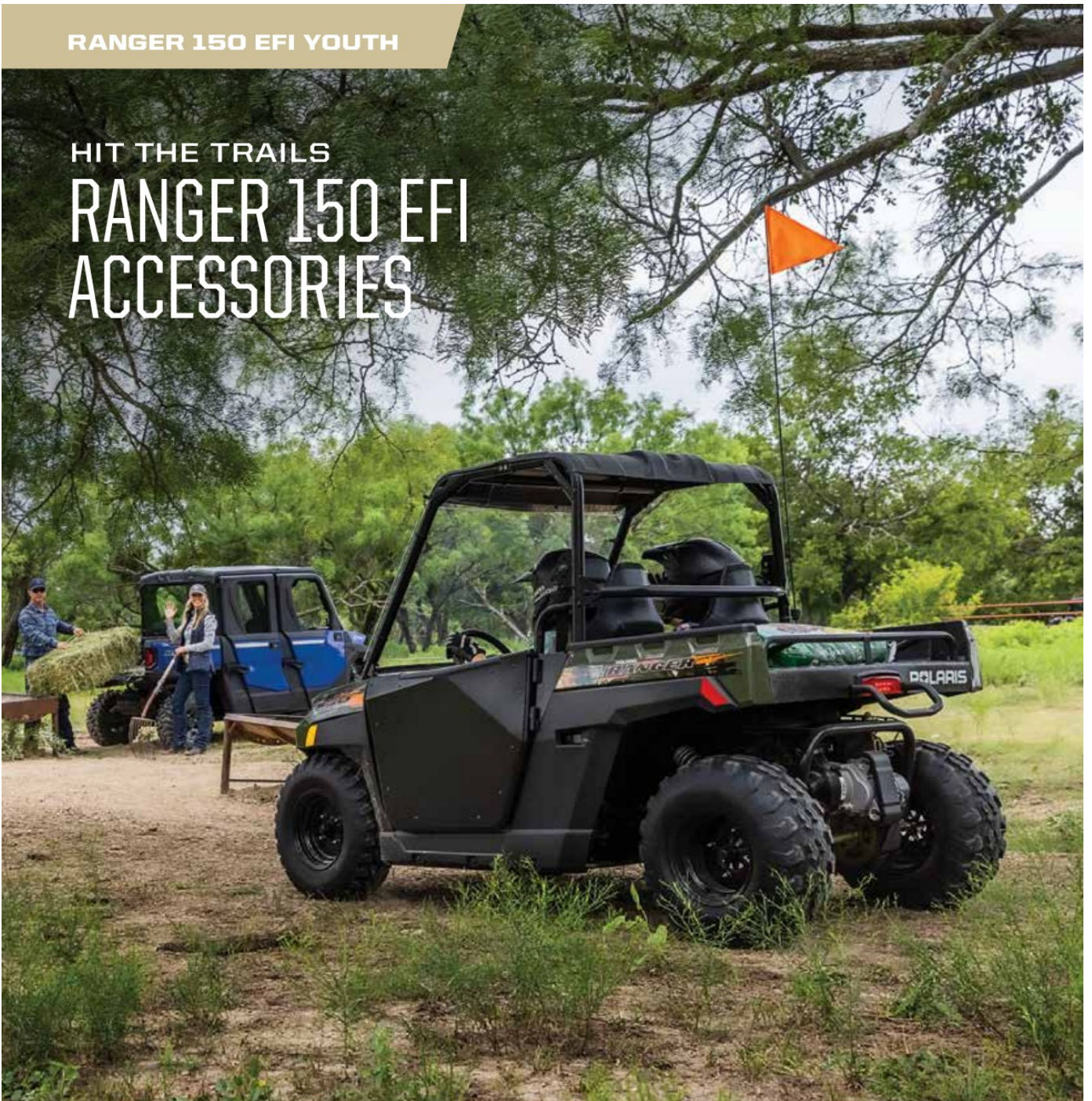


**COLD WEATHER**  
P. 52



**LIGHTING**  
P. 58

# HIT THE TRAILS RANGER 150 EFI ACCESSORIES



## YOUTH CRAWLER TIRE

- Upgraded youth tire for added durability
- Increased ground clearance and performance

150 EFI '18-'22

		TREAD DEPTH	TIRE WEIGHT	PLY RATING	SIDEWALL BELTS	LOAD RATING
12"	<b>22" x 8" R12</b> 5416945	FRONT/ REAR	13 mm	13 kg	6	3
12"	<b>22" x 10" R12</b> 5416944					



## YOUTH BUCKLE - BLACK

- » FRONT • 12" x 7" • 1524114
- » REAR • 12" x 8" • 1524115

150 EFI '18-'22



## PRO ARMOR WHEEL & TIRE KIT: YOUTH CRAWLER & BUCKLE

- » 2885154

150 EFI '18-'22



**NEW**  
**HALF DOOR** WINTER DURABILITY

- Steel half doors protect your cab from rocks and debris
  - Added comfort with padded elbow guards
- » **BLACK • 2889022**  
150 EFI '18-22



**FRONT & REAR  
BRUSHGUARD - SET**

- Includes front and rear bumper
  - Durable, E-coated steel construction
- » **BLACK • 2883287**  
150 EFI '18-22



**SPORT ROOF - POLY**

- Shields you from rain, snow, sun
  - Easy install
- » **BLACK • 2883289**  
150 EFI '18-22



**FULL-WINDSHIELD - POLY**

- .32 cm clear poly carbonate
  - Mounts with four simple P-clamps
- » **2883288**  
150 EFI '18-22



**HALF-WINDSHIELD - POLY**

- 33 cm tall
  - .32 cm clear poly carbonate
  - Mounts with four simple P-clamps
- » **2883298**  
150 EFI '18-22

# FOR THE LIFE OF YOUR RIDE

## MAINTENANCE TIP

### BREAK-IN PERIOD

The break-in period for your new RANGER is the first 25 hours of operation, or the time it takes to use the first two tanks of fuel. No single action on your part is as important as a proper break-in period. Careful treatment of a new engine will result in more efficient performance and longer life for the engine.

**NOTICE:** Excessive heat build-up during the first three hours of operation will damage close-fitted engine parts. Do not operate at full throttle or high speeds for extended periods during the first three hours of use.

### AIR FILTER

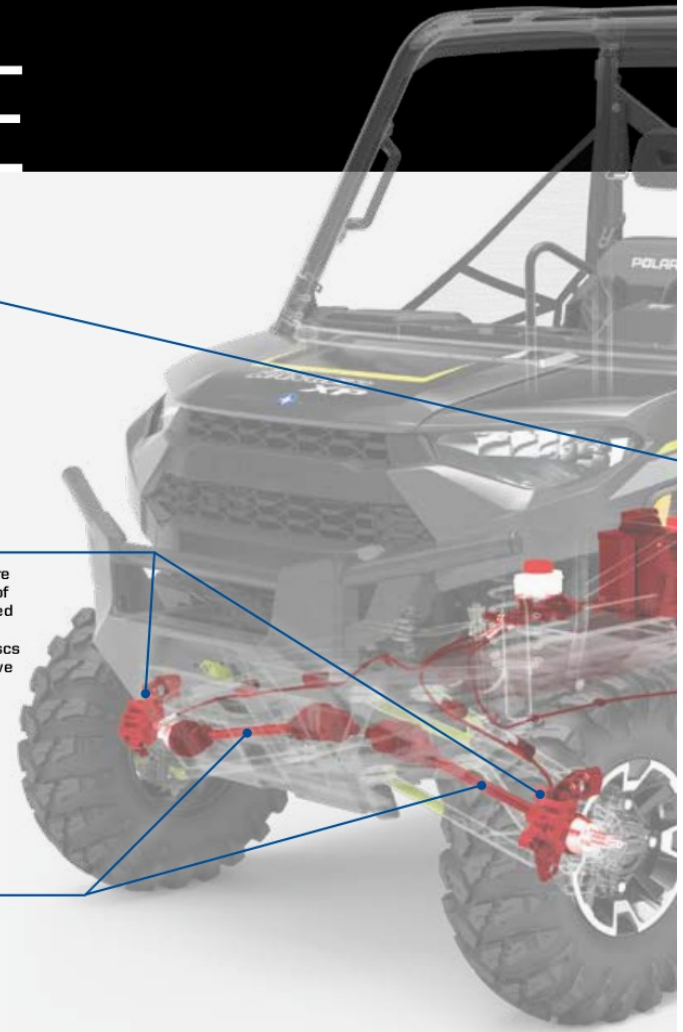
A clogged air filter can restrict air flow to the engine leading to reduced engine performance, engine life or catastrophic failure.

### BRAKE PADS

Maintaining and/or replacing brakes are critical to the safety and functionality of a vehicle. Brake pads should be checked for wear and oil or grease (petroleum products) contamination and brake discs should be checked for cracks, excessive corrosion or warping.

### HALF SHAFT

Check for tears and punctures in the boot, which can lead to CV joint wear that can contribute to axle failure.



## MAINTENANCE SCHEDULE

25 HRS / 400 km

### BREAK-IN MAINTENANCE

**ENGINE OIL & OIL FILTER:**  
CHANGE

**GENERAL LUBRICATION:**  
ALL FITTINGS, PIVOTS, CABLES, ETC.

**AIR FILTER:**  
INSPECT & REPLACE AS NEEDED

**EXHAUST SYSTEM:**  
INSPECT & CLEAN  
INSPECT FOR LEAKAGE OR CARBON BUILD UP AT JOINTS  
INSPECT & CLEAN SCREEN TYPE SPARK ARRESTOR

50 HRS / 800 km

### 6 MONTHS

**EXHAUST SYSTEM:**  
INSPECT & CLEAN  
INSPECT FOR LEAKAGE OR CARBON BUILD UP AT JOINTS  
INSPECT & CLEAN SCREEN TYPE SPARK ARRESTOR

**GENERAL LUBRICATION:**  
ALL FITTINGS, PIVOTS, CABLES, ETC.

100 HRS / 1,600 km

### 12 MONTHS

**ENGINE OIL & OIL FILTER:**  
CHANGE

**DRIVE BELT:**  
INSPECT & ADJUST  
REPLACE AS NEEDED

**TRANSMISSION FLUID:**  
CHANGE

**FRONT DRIVE FLUID:**  
CHANGE

**DRIVE BELT:**  
INSPECT & ADJUST  
REPLACE AS NEEDED

**EXHAUST SYSTEM:**  
INSPECT & CLEAN  
INSPECT FOR LEAKAGE OR CARBON BUILD UP AT JOINTS  
INSPECT & CLEAN SCREEN TYPE SPARK ARRESTOR

150 HRS / 2,400 km

### 18 MONTHS

**ENGINE OIL & OIL FILTER:**  
CHANGE

**BATTERY:**  
TEST, CLEAN & REPLACE AS NEEDED

**DRIVE BELT:**  
INSPECT & ADJUST  
REPLACE AS NEEDED

**TIRES:**  
INSPECT CONDITION & PRESSURE

**EXHAUST SYSTEM:**  
INSPECT & CLEAN  
INSPECT FOR LEAKAGE OR CARBON BUILD UP AT JOINTS  
INSPECT & CLEAN SCREEN TYPE SPARK ARRESTOR

**PARTS THAT PUSH THE LIMITS WITHOUT SACRIFICING STRENGTH AND DURABILITY.**

We build our products so anyone with the right tools can maintain their vehicle.

**POLARIS**

**ENGINEERED PARTS & LUBRICANTS**

PARTS & GARAGE

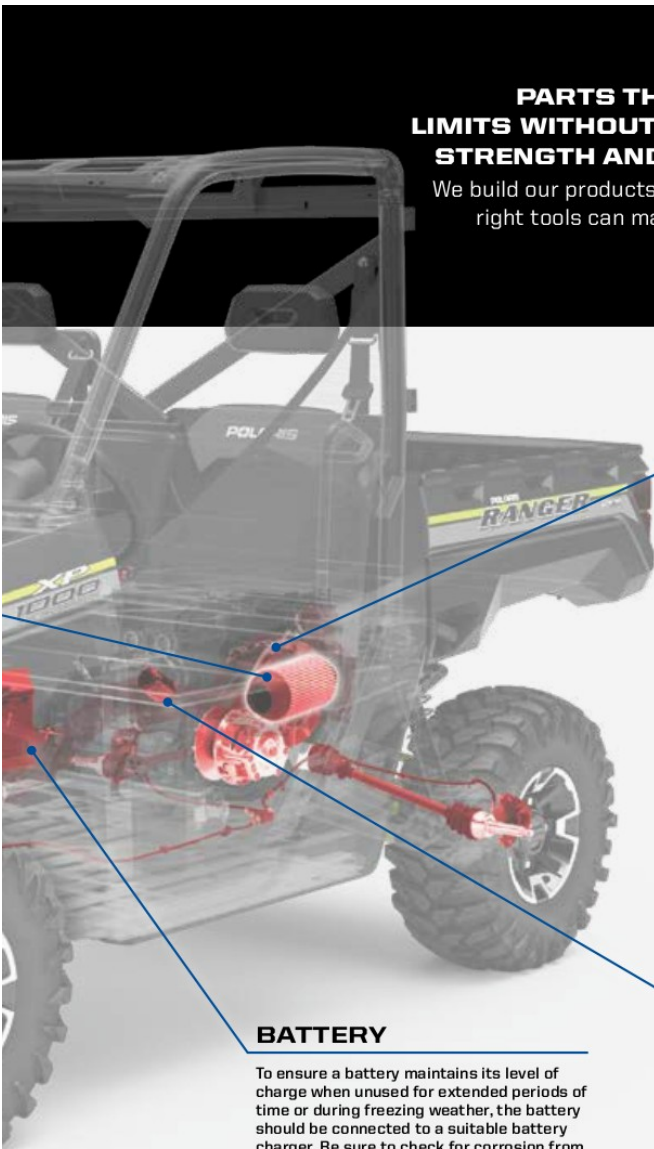
MAINTENANCE

OIL & LUBRICANTS

HO PARTS

SERVICE PARTS

CLAMBERS & TRAILERING



**DRIVE BELT**

Polaris Engineered belts deliver unmatched performance for your off-road vehicle. Developed and tested on all our engines for all environments and conditions. Check your belt for delamination, hour glassing and glazing.

**BREAK-IN PERIOD**

- Use lower gear (if available) while varying speeds and avoid wide open throttle for 8-16 km
- If no low gear is available, vary at moderate speeds while avoiding wide open throttle for 80 km

**OUR INVESTMENT**

- 32,187 km of field testing
- Thousands of dyno hours
- 18+ months of development (13,000+ design hours) per belt
- 1,500+ vehicle validation hours
- Collaboration with powertrain and clutch engineers

**YOUR ADVANTAGE**

- No clutch recalibration
- Less wear and tear due to heat
- Ensure maximum vehicle performance
- More time riding, less time wrenching
- Produced in collaboration with powertrain and clutch engineers to ensure a perfect fit, maximum performance and ultimate durability

**BATTERY**

To ensure a battery maintains its level of charge when unused for extended periods of time or during freezing weather, the battery should be connected to a suitable battery charger. Be sure to check for corrosion from the terminals to the ends of the cables.

**OIL FILTER**

Change oil filters with every oil change to provide the best engine protection and keep the engine operating at peak performance.

**FOLLOW RECOMMENDED SERVICE INTERVALS IN THE OWNER'S MANUAL**

200 HRS / 3,200 km

**24 MONTHS**

**ENGINE OIL & OIL FILTER:**  
CHANGE

**BRAKE PADS & FLUID:**  
INSPECT & CLEAN  
REPLACE AS NEEDED

**SPARK PLUGS:**  
INSPECT  
REPLACE AS NEEDED

**EXHAUST SYSTEM:**  
INSPECT & CLEAN  
INSPECT FOR LEAKAGE OR CARBON BUILD UP AT JOINTS  
INSPECT & CLEAN SCREEN TYPE SPARK ARRESTOR

250 HRS / 4,023 km

**30 MONTHS**

**ENGINE OIL & OIL FILTER:**  
CHANGE

**BATTERY:**  
TEST, CLEAN & CHECK FLUID LEVEL  
REPLACE AS NEEDED

**DRIVE BELT:**  
INSPECT & ADJUST  
REPLACE AS NEEDED

**GENERAL LUBRICATION:**  
ALL FITTINGS, PIVOTS, CABLES, ETC.

**EXHAUST SYSTEM:**  
INSPECT & CLEAN  
INSPECT FOR LEAKAGE OR CARBON BUILD UP AT JOINTS  
INSPECT & CLEAN SCREEN TYPE SPARK ARRESTOR

300 HRS / 4,828 km

**36 MONTHS**

**ENGINE OIL & OIL FILTER:**  
CHANGE

**AIR FILTER:**  
INSPECT & REPLACE AS NEEDED

**GEARCASES:**  
CHECK OIL LEVEL

**EXHAUST SYSTEM:**  
INSPECT & CLEAN  
INSPECT FOR LEAKAGE OR CARBON BUILD UP AT JOINTS  
INSPECT & CLEAN SCREEN TYPE SPARK ARRESTOR

**CHECK YOUR OWNER'S MANUAL FOR ADDITIONAL RECOMMENDED SERVICE ITEMS AND VEHICLE-SPECIFIC TIMING**

# POLARIS

## ENGINEERED PARTS & LUBRICANTS

### FOR THE LIFE OF YOUR RIDE ONLY THE BEST WILL DO

To create the best oil for any terrain, we invest in rigorous testing to ensure our oil delivers the consistency and performance you demand. The results are Polaris Engineered Lubricants that are tested and perfected to deliver excellent total engine protection for the life of your ride.

#### WHAT COUNTS IN OIL TESTING:

1. Does it protect the engine at high temperatures?
2. Does it keep the engine free from carbon and buildup?
3. Does the oil hold its viscosity over time?

#### ENGINE CHECKPOINTS

When evaluating an engine oil and its ability to protect and preserve the engine's power output and lifespan, Polaris engineers focus on key areas within the engine, some of the most critical ones include:

**RING LANDS:** Poor oxidative performance can lead to carbon and varnish buildup, which results in poor ring seal and loss of power, combustion blow by and fuel dilution of the oil.

**PISTON RINGS:** During the combustion process, extreme pressures are placed on the top ring, forcing it outward toward the cylinder wall, sealing the combustion chamber. With so much force applied, poor oil film strength between the top ring and the cylinder wall can lead to cylinder wear and loss of power.

**ROD BEARINGS:** Engine bearings ride on an extremely thin hydrodynamic film of oil. Poor oil film strength or using an oil with a thinner viscosity, can lead to premature bearing wear or even engine failure. Using an oil with high film strength and a strong viscosity, like PS-4 full synthetic, will extend the service life of your engine.

**CAMSHAFT:** Direct Acting Overhead Camshafts are used on many Polaris Prostar Engines. In this application the camshaft pushes directly on the valve, creating very high contact pressures compared to other camshaft configurations. These forces are so great that inferior oil can break down and be forced out of the contact area leading to increased wear. PS-4 full synthetic additives are specifically designed to provide wear protection against this.

#### OIL DEVELOPMENT

**12 DEDICATED  
TEAM MEMBERS**

**18+  
MONTHS**

**FOCUSED ON  
POLARIS OIL**

**DEVELOPMENT  
& TESTING**

**64,374  
KILOMETERS**

**75,000+  
HOURS**

**FIELD  
TESTING**

**DYNO  
TESTING**



# SPECIFIC NEEDS, SPECIFIC OILS

Polaris invests millions in engine development, and part of that investment is making sure its lubricants—critical to engine performance—are the right formula for your specific engine. The amount of testing data and engineering resources used in developing Polaris lubricants would overwhelm an aftermarket company. Therefore, the aftermarket must spec an oil to an industry-wide standard that must account for a variety of operating parameters.

PS-4 is designed specifically for Polaris 4-cycle engines and has high film strength and wear protection under extreme loads and temperatures. Exclusive anti-wear additives protect engine parts with extra rust and corrosion protection.

#### PS-4 SYNTHETIC PERFORMANCE OIL

• PS-4 is optimal for ambient operating temperatures of -40° C to 40° C

- 1L • 502484
- 4L • 502485
- 25L • 502486
- 60L • 502487
- 200L • 502488

#### PS-4 OIL CHANGE KIT

• Contains the correct amount of oil for your vehicle and correct oil filter

- › 502541  
SINGLE 570, TWIN 600, TWIN 700, TWIN 800
- › 502543  
RANGER/RZR 900/1000
- › 502542  
330500, SPORTSMAN 550/850/1000

#### PS-4 EXTREME- DUTY SYNTHETIC PERFORMANCE OIL

• PS-4 Extreme Duty is optimal for ambient operating temperatures of -20° C to 55° C

- 1L • 502491
- 4L • 502492
- 25L • 502494
- 60L • 502496
- 200L • 502497



# ENGINEERED TO MAXIMIZE THE LIFE OF YOUR RIDE

All Polaris fluids—from anti-freeze to brake fluid—are developed for your vehicle. Trust the only fluids perfectly engineered for your needs.



## DOT 4 BRAKE FLUID

Polaris DOT 4 Brake Fluid is a high-quality brake fluid designed for use in Polaris hydraulic brakes. Superior high-temp characteristics plus anti-corrosive additives extend the life of brake system components and provide consistent, positive braking.

› 250 mL • 502526



## ANTI-FREEZE

Polaris Extended Life Coolant contains organic acid technologies to prevent corrosion on metal components, eliminate scaling, and maximize cooling system performance.

› 1 L • 502566  
› 25 L • 502567  
› 206 L • 502568



## AGL

A proprietary blend of additives designed to optimize Polaris' ORV transmission life. Extreme pressure additives protect gears, drive chain, and bearings from scoring and wear. Unlike typical gear case oils, AGL's unique viscosity range allows instant flow and film protection in extreme cold or high heat environments.

› 1 L • 502505  
› 25 L • 502507  
› 200 L • 502508



## DEMAND DRIVE FLUID

Engineered specifically for Polaris ORV front drive systems. Provides positive 4WD engagement in extreme cold or high heat conditions. Unique friction additives protect internal components under heavy loads and promote positive engagement.

› 1 L • 502563  
› 25 L • 502564  
› 200 L • 502565

Proper lubricant application and timing will ensure optimal vehicle performance. Please refer to your owner's manual for lubricant change interval schedules.



## CARBON CLEAN

Polaris Carbon Clean prevents ethanol corrosion, stabilizes fuel, and cleans fuel injectors, piston ring lands, intake systems, and combustion chambers. Helps maintain peak HP and improves fuel economy.

› 125 mL • 502528



## FUEL STABILIZER

Fuel Stabilizer prevents ethanol corrosion and stabilizes fuel for up to 2 years. Dual-antioxidant formula protects against gum and varnish for easy starting.

› 125 mL • 502519



## ANGLE DRIVE FLUID

› 1 L • 502510  
› 25 L • 502511  
› 202 L • 502512

SPORTSMAN,  
RANGER RZR  
ANGLE DRIVE GEAR  
CASE SYSTEMS



## PREMIUM GAS SHOCK OIL

› 1 L • 502518



## ALL-SEASON GREASE TUBE

› 400 g • 502538

# HD HEAVY DUTY PARTS

All Polaris parts are developed and tested to help you get the most out of your ride. We're taking the passion of our riders, workers and outdoor enthusiasts to the next level with HD Parts.

Engineered and designed for:

- Greater durability
- Enhanced performance
- Greater wear and tear capabilities
- All weather conditions



## NEW OIL FILTERS

The advanced synthetic material built into these filters offers the highest debris holding capacity, maintains oil flow and maximizes performance.

OE	HD HEAVY DUTY PARTS
2540086	2522498



## WHEEL BEARINGS

Fully sealed for added protection against intrusions. Made of a higher grade steel for extended life in extreme conditions.

LOCATION	OE	HD HEAVY DUTY PARTS
FRONT WHEEL BEARINGS	3514924	3515090
	3514634	3515088
REAR WHEEL BEARINGS	3514924	3515090
	3514917	3515087
	3514635	3515087



## WHEELS & TIRES

Class leading durability for off-road performance and traction for confident driving in extreme conditions.

- » 1524022-458 • HD WHEEL - 14x7\*
- » 5417507 • PRO ARMOR HD-K • 29x10R14\*
- » 5457498-458 • HD WHEEL CENTER CAP\*
- » 5415756 • PRO ARMOR XD-K FRONT
- » 5415757 • PRO ARMOR XD-K REAR

\* SHOWN




## NEW DRIVE BELTS

The enhanced rubber material compound in these belts keep them cool in extreme heat, while our patented cord treatment process maximizes the transfer of horsepower to the ground for those customers hauling heavy loads.

OE	HD HEAVY DUTY PARTS
3211149	
3211169	3212326
3211196	
3211113	3212328



Claims made based off testing and performance of Polaris HD Parts against standard OEM parts made by Polaris and competitor brands under normal use.



SAND



MUD



WATER



EXTREME COLD



EXTREME HEAT UP TO 54° C



HEAVY PAYLOADS



EXTENDED LIFE

PARTS & GARAGE

MAINTENANCE

OIL & LUBRICANTS

HD PARTS

SERVICE PARTS

CLAMBERS & TRAILERING

### BUSHINGS

The advanced material compound of the bushings enables tighter tolerances to reduce overall wear on the system, while the superior triple lip sealing prevents intrusion of the elements.



LOCATION	OE	HD <small>HEAVY DUTY PARTS</small>
FRONT UPPER BUSHINGS	5439874	1543367
	5439730	1543326
FRONT LOWER BUSHINGS	5439874	1543367
	5439730	1543326
REAR UPPER BUSHINGS	5439874	1543367
	5439730	1543326
REAR LOWER BUSHINGS	5439874	1543367
	5439730	1543326
UPPER HUB BUSHINGS	5439270	1543326
LOWER HUB BUSHINGS	5439270	1543326

### **NEW** BRAKES

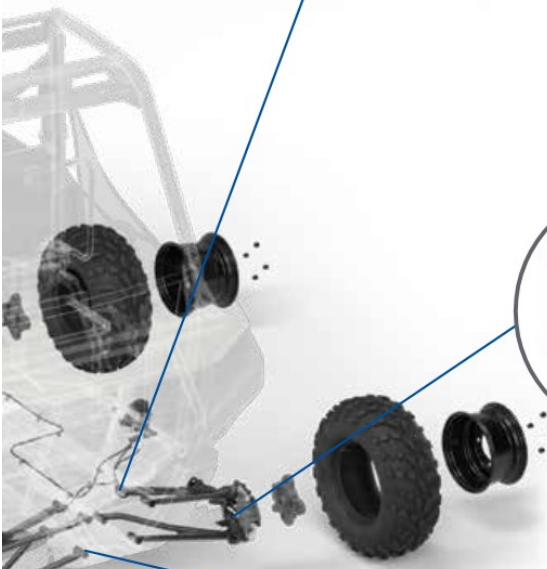

Engineered to provide longer life and better stopping power while riding in extreme conditions.

OE	HD <small>HEAVY DUTY PARTS</small>
2205949	2208933
2202413	2208934
2203318	2208936

### BUSHING KITS

Easily update the entire front and rear suspension.

- » 2830560  
XP 900 '13-'19, XP 900 CREW '14-'19, XP 1000 '17, XP 1000 CREW '17, 570 FULL SIZE '15-'20, 570 FULL SIZE CREW '15-'20
- » 2830561 (SHOWN)  
570 EFI '14-'20, 570 EFI CREW '14-'20



For more information regarding Polaris HD parts including vehicle compatibility, installation and maintenance, please contact your authorized Polaris ORV dealer.

# SERVICE PARTS

**Polaris Engineered service parts deliver unmatched performance and fit for your off-road vehicle.**

All service parts are engineered specifically for your machine. Which means everything is designed, tested and perfected to maximize the life of your ride. Getting Polaris Engineered parts is a decision that pays off in the long run, because it ensures there is a long run.



**VISIT YOUR POLARIS DEALER TO  
SHOP FOR SERVICE PARTS.**

**OVER  
100,000  
PARTS  
AVAILABLE!**



# FOR THE LIFE OF YOUR RIDE

Maintenance is the key to keeping your Polaris off-road vehicle performing at its peak. Items like belts, lubricants, and batteries represent only a few of these critical items engineered specifically by Polaris.



## POLARIS ENGINEERED DRIVE BELTS

### TESTED, PERFECTED

We test each belt on the intended vehicle – we don't just try to make an existing belt "just work".

– Amery Kuhl, Polaris CVT System Engineer

#### OUR INVESTMENT

- 32,187 km of field testing
- Thousands of dyno hours
- 18+ months of development (3,000+ design hours) per belt
- 1,200+ vehicle validation hours
- Collaboration with powertrain & clutch engineers

#### YOUR ADVANTAGE

- No clutch recalibration
- Less wear & tear due to heat
- Ensure maximum performance of your vehicle
- More time out riding, less time wrenching

**OUR INVESTMENTS ENSURE POLARIS BELTS  
OUTPERFORM YOUR EXPECTATIONS.**

# CV BOOT REPAIR KIT\*

FIX ON THE GO | TEMPORARY COVERAGE

- A quick trail-side fix to increase trail time
- The flexible and durable boot material expands "over a cone tool for CV boot repairs, without disassembling CV axles
- Universal fit – works as a temporary fix for most powersports axles
- All components fit inside the cone, and a cover is provided for compact durable storage
- Easily fits in a cargo box, attached to the roll cage, in the glovebox or many other storage locations



Items shown are contained inside cone

## UTV CV BOOT REPAIR KIT

Kit includes the following items:

- (1) Expandable XL CV Boot
  - (1) Reusable Cone Tool
  - (2) CV Boot Clamps
  - (1) Tube of Silicone Lube
  - (1) Grease Packet
  - (1) Cone Cover
- » 2830526

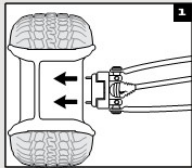
## UTV TRAIL BOOT ONLY

» 2830527

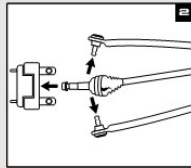
## ATV

- » CV REPAIR KIT 2830528
- » TRAIL BOOT ONLY 2830529

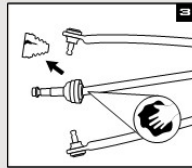
### HOW TO INSTALL



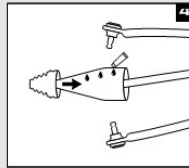
Remove wheel and axle nut.



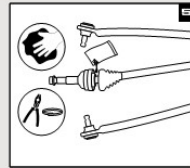
Remove brake caliper, hub, tie rod and upper and lower ball joints.



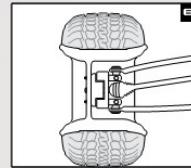
Remove old boot and clean joint.



Spread silicone lube on entire cone tool. Slide boot over cone tool, large end first. See package for outer boot instructions.



Empty the bag of grease into the CV joint/boot, clean sealing points and install clamps.



Reassemble tie rod, ball joints, brake caliper, axle nut, tire and wheel.

Refer to your service manual for further instructions and torque specifications.  
\*Designed for temporary CV boot repair. Purchase the OEM CV Boot for a permanent repair.

# KEEP IT CLEAN

## CLEAN

### ALL-PURPOSE CLEANER

- Professional cleaner, which is formulated with a low pH-value. The product spreads well on surfaces and adheres on them for effective cleaning action. Perfectly compatible with rubber, plastic and painted surfaces. The formulation is biodegradable.

» 500 mL • 502309

## SHINE

### INSTANT SHINE & DETAILER

- The INSTANT SHINE AND DETAILER is developed for cleaning action without water. Removes insects, dust and dirt with almost no effort. Applicable for plastics, visors, windscreens, paint and metal. The wipe and shine formulation makes surfaces shine, works water repellent and also has an antistatic effect. Perfect for customers living in urban areas with no access to water, for bike trips or showroom bikes.

» 500 mL • 502303



# BRING IT EVERYWHERE

## TRAILERING



### CALIBER RAMP PRO

- Designed for ATVs and UTVs up to 127 cm wide
- Integrated grip glides for ultimate traction
- Folding sides for easy transportation and storing

» 132 cm x 229 cm • 2884576



### ALUMINUM ARCHED LOADING RAMPS

- Capacity for up to 1,361 kg
- » 193 cm x 30.5 cm • 907 kg • 2875384
- » 224 cm x 30.5 cm • 1,361 kg • 2875386



### LIGHTWEIGHT TRI-FOLD RAMPS

- Ramp folds up for transport
- Capacity for up to 680.7 kg
- Safety straps included
- » 183 cm x 130 cm • 2875385
- » 208 cm x 130 cm • 2875860



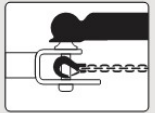
### FOLDING ALUMINUM ARCHED RAMPS

- Ramp folds up for transport
- Up to 680 kg total capacity, 340 kg per individual ramp
- Safety straps included
- » 224 cm x 30.5 cm • 2875387

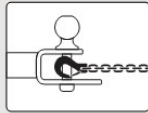
## HITCHES

### 3:1 HITCHES

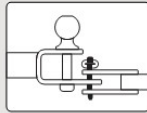
VERSATILE 3 IN 1 FUNCTIONALITY



BALL



HOOK



PIN

- Ball, hook and pin design
- Durable, rust resistant steel with black powdercoated finish
- Removable ball
- HD 1.6 cm pin and clip



### HITCH WITH 5 cm BALL

- » 5 cm x 5 cm RECEIVER 2830522
- » 3 cm x 3 cm RECEIVER 2830523



### 4.8 cm BALL

- 4.8 cm replacement ball for hitch
- Designed to work with 3:1 Hitch
- » 2830524



### 5 cm HITCH BALL MOUNT

- » 5 cm RECEIVER TONGUE 2875320



### TRAILER BALL 1.9 cm SHANK

- » 5 cm BALL • 2877603
- » 4.8 cm BALL • 2877602

## STRAPS & ROPES



### RECOVERY STRAP

- 5 cm x 9.1 m
- 8,165 kg maximum load / 4,082 kg maximum vehicle weight
- Built in strap wrap - easy storage
- Loops sewn in to webbing
- 1 Strap bag
- » 2884033



### RATCHET STRAP

- 3.8 cm x 4.6 m straps, 2 Pack
- Heavy duty webbing
- 2,495 kg maximum load / 831 kg working load
- 2 Pack
- » 2884031



### RATCHET STRAP

- 5 cm x 6.1 m Ratchet Straps with heavy duty webbing
- 4,536 kg Maximum Load / 1,497 kg Working Load
- Floating D-Rings
- Double J-Hooks
- » 2884032



### SHOCK STRAPS

- 3.8 cm 1,361 kg breaking strength
- Keeps tension on tie-down straps to secure load
- 2 Pack
- » 2883296 x 3.8 cm x 4.5 m
- » 2883295 x 3.8 cm x 2 m

## COVERS

### 2-SEAT & CREW TRAILERING COVERS

- » 2880632 • 570/500/EV EV '15-21, 570 '15-22, 500 '17-22
- » 2880633 • 570 CREW CREW 570-4 '15-22



### 3-SEAT & CREW TRAILERING COVERS

- » 2883419 • XP 1000 XP 1000 '15-22, 1000 '20-22
- » 2883840 • CREW XP 1000/900 XP 1000 '18-22, CREW XP 1000 '17-22, CREW 1000 '20-22
- » 2882160 • POLARIS PURSUIT CAMO SxS FIELD COVER XP 1000 '14-22, EV '11-22, 570 FULL-SIZE '17-22, 570 '14-22, 500 '11-22, 1000 '20-22

# RACING COLLECTION



## TECHNICAL JACKET

- Water-resistant jacket
- Ultra-light thanks to polyester ripstop and softshell for optimal comfort
- Ventilated lining
- Hydration hose outlet
- Zip ventilation system on body and back

Black | S-3XL | 2802001



## TECHNICAL PANTS

- Water-resistant pants
- Ultra-light thanks to polyester ripstop, softshell and 1000-D Cordura Stretch fabric on the back for optimal comfort
- 2 cargo type pockets
- Zip ventilation system
- Zip and Velcro adjustment at the bottom of the pants

Black | S-3XL | 2802002



## **NEW** TECHNICAL SHIRT

- 100% polyester
- Indelible sublimated graphics
- Hemmed edging
- Lycra cuffs and collar

Black | S-3XL | 2802104



## **NEW** BODYWARMER

- Upper body and side panels in softshell waterproof and breathable 3000mm/3000g
- Lower body Nylon downproof
- Padding 80 g
- Two external pockets with easy-grab puller

Black | S-3XL | 2802101



## **NEW** SAFETY GLOVES TOUCH CE

- CE-approved motorcycle glove EN 13594:2015
- Touch screen compatible
- Silicon print on fingers to improve grip
- Neoprene cuff with Velcro tightening
- Reinforcement patches for safety and comfort

Black | XS-7,3XL-13 | 2802103





## RACING SOFTSHELL

- Softshell waterproof and breathable 3000mm/3000g
- Removable hood
- Four external pockets with easy-grab puller

Black | S-3XL | 2802003



## HYBRID JACKET

- Sleeves in softshell waterproof and breathable 3000mm/3000g
- Body nylon downproof
- Padding 80 g
- Three external pockets with easy-grab puller

Black | S-3XL | 2802004



## RAIN JACKET

- Polyester ripstop high tearing resistance
- PU coating 1000 mm
- Mesh lining
- Non-removable hood

Black | S-3XL | 2802005



## **NEW** SF TECH GLOVES TOUCH CE

- CE-approved motorcycle glove EN 13594:2015
- Touch screen compatible
- Knuckle-protected
- Silicon print on fingers to improve grip
- Neoprene cuff with Velcro tightening
- Reinforcement patches for safety and comfort

Black | XS-7, 3XL-13 | 2802102

# RIDING GEAR



**NEW**

## OFF-ROAD RIDING JERSEYS

Mesh ventilated panels for maximum air flow  
Elastic sleeves with non-restrictive cuffs

**NEW**

## OFF-ROAD RIDING GLOVES

Adjustable wrist closure for a custom fit  
Silicon finger grips and neoprene knuckle protection



**BLACK**  
JERSEY | S-3XL | 2862718  
GLOVE | S-3XL | 2862726

**ORANGE**  
JERSEY | S-3XL | 2862719  
GLOVE | S-3XL | 2862729

**TEAL**  
JERSEY | S-3XL | 2862720  
GLOVE | S-3XL | 2862727

**GREEN**  
JERSEY | S-3XL | 2862721  
GLOVE | S-3XL | 2862730

**BLUE**  
JERSEY | S-3XL | 2862722  
GLOVE | S-3XL | 2862728

**YOUTH JERSEY**  
S-XL | 2862723

**YOUTH JERSEY**  
S-XL | 2862724

**YOUTH JERSEY**  
S-XL | 2862725



**SHORT SLEEVE**

Men's | S-3XL | 2860634  
Women's | S-3XL | 2860636

**LONG SLEEVE**

Men's | S-3XL | 2860638  
Women's | S-3XL | 2860640



**RAIN JACKET**

Gray | S-3XL | 2869527

**RAIN PANTS**

Gray | S-3XL | 2869528

**COOLING SHIRTS**

**FABRIC TECHNOLOGY DESIGNED TO KEEP YOU COOL**

- Chemical-free fabric, Coolcore reduces the surface temperature up to 30% so you don't overheat
- Carries a 50 Ultraviolet Protection Factor rating, blocking 98% of harmful UV rays



**RAIN JACKET & PANTS**

**PACKABLE WATERPROOF PROTECTION AGAINST UNPREDICTABLE WEATHER**

- 100% waterproof, lightweight and packable nylon
- YKK zippers
- Rain jacket has removable hood

# HELMETS

**FOR**  
**POLARIS**

**NEW**  
TAN  
XS-4XL  
2862472



# ALTITUDE

## 509 ALTITUDE 2.0 HELMET

LIGHTWEIGHT DESIGN, PERFORMANCE-INFUSED  
STYLE AND FEATURES WITH ALL-DAY COMFORT

### SHELL

- Strong, lightweight construction of carbon fiber or fiberglass

### WEIGHT

- Composite as low as 1,260g
- Carbon fiber as low as 1,150g

### FEATURES

- Superior fit for all-day comfort
- Removable Pro Series breath box provides excellent ventilation and air flow
- One-piece eyepoint creates draft-free seal with 509 goggles
- Magnetic Fidlock chin-strap technology and integrated GoPro mount
- DOT and ECE 22.05-approved

**FIDLOCK.**



BLACK  
XS-4XL  
2861469



BLACK/RED  
XS-4XL  
2861472



RED/BLACK  
XS-4XL  
2861470



CARBON FIBER  
BLACK/LIME  
XS-4XL | 2861473

**FOR**  
**POLARIS**

RED/BLACK  
XS-4XL  
2862467



# TACTICAL

## **NEW** TACTICAL 2.0 HELMET

BUILT FROM THE GROUND UP WITH INNOVATIVE  
FEATURES FOR ULTIMATE COMFORT AND CONTROL

### SHELL

- Shock-resistant, injection-molded thermoplastic

### FEATURES

- Venturi vent system generates negative pressure at velocity and pulls moist air from the breath box
- Integrated eyepoint seal is co-integrated with the breath box and creates a draft-free seal with 509 goggles for unparalleled warmth and clear field of view
- Magnetic Fidlock chin-strap technology
- DOT and ECE 22.06-approved

**FIDLOCK.**



MATTE BLACK  
XS-4XL  
2862468



GRAY  
XS-4XL  
2862469



LIME  
XS-4XL  
2862470



ORANGE  
XS-4XL  
2862471

# TENACITY

## TENACITY 4.0 HELMET

COMBINATION OF MODERN STYLE AND PREMIUM PROTECTION WITH INCREDIBLE VALUE

**SHELL**

- Shock-resistant, injection-molded thermoplastic

**WEIGHT**

- 1,500g

**FEATURES**

- Through-flow, full-helmet ventilation
- ProClip quick release chin strap allows you to fasten the chin strap in seconds
- Removable breath box
- Tool-less adjustable roost shield
- Removable, washable liner
- DOT- and ECE 22.05-approved

**LIME**  
XS-2XL  
2861559




**BLACK**  
XS-2XL  
2861557

**BLACK/GRAY**  
XS-2XL  
2861558

**BLACK/WHITE**  
XS-2XL  
2861560

**WHITE/RED**  
XS-2XL  
2861561

**PINK**  
XS-2XL  
2861562

## GOGGLES



**ORANGE**  
2862561

**LIME**  
2862559

**NEW**  
509 KINGPIN OFF-ROAD GOGGLE

PREMIUM MATERIALS, ATTRACTIVE PRICE



**FEATURES**

- Oversized spherical lens delivers optimal peripheral vision
- Metal tear-off posts provide strength and durability
- Quick-change technology allows you to run the best lens tint for conditions



**BLUE**  
2862562

**STEALTH**  
2862560

**NEW**  
509 MX6 OFF-ROAD GOGGLE

SUPER WIDE FIELD OF VIEW, ENGINEERED FOR DIRT



**FEATURES**

- PC outer lens with anti-scratch coating, and internal anti-fog coating
- Outriggers with latch system for quick lens change
- 45mm strap with silicone to hold strap in place



**BLACK**  
2862557

**RED/BLACK**  
2862558

# MEN'S APPAREL

**BLACK**  
S-3XL | 2862569

**NEW**  
**RED**  
S-3XL | 2862451



**NAVY**  
S-3XL | 2862570



**BLACK**  
S-3XL | 2861434



**GRAY**  
S-3XL | 2861435

## **NEW** WORK VEST

**RUGGED AND DURABLE VEST THAT'S IDEAL AS AN OUTDOOR LAYER**

- Coated with Durable Water Repellency (DWR) to provide water-resistance
- 3M Thinsulate for added warmth with brushed flannel trim
- Three outer pockets for storage

## SOFTSHELL JACKET

**VERSATILE LIGHTWEIGHT JACKET THAT'S SURPRISINGLY WARM AND PERFECT FOR EVERYDAY WEAR**

- Casual jacket armed with rugged and warm features for everyday wear
- Superior DWR prevents precipitation from saturating the jacket's exterior
- Lined with 280g of soft fleece for warmth
- Removable hood and underarm venting, three external pockets and one internal chest pocket



**CHARCOAL**  
S-3XL | 2860865



**BRONZE**  
S-3XL | 2860864



**FOREST GREEN**  
S-3XL | 2860862



**GRAY**  
S-3XL | 2860863



**BLACK**  
S-3XL | 2861608

## FLANNEL JACKET

**SHERPA FLEECE LINED JACKET DELIVERS EXCEPTIONAL WARMTH AND COMFORT**

- Warm sherpa lined fleece material
- Insulation to keep you warm
- Plenty of storage for your valuables

## WORK JACKET

**WARM AND RUGGED JACKET THAT'S TOUGH FOR WORK AND STYLISH FOR PLAY**

- Coated with Durable Water Repellency (DWR) to provide water-resistance
- Built in action back for increased range of motion
- 80g 3M Thinsulate for added warmth with brushed flannel trim
- One inner and four outer pockets for storage

**NEW**  
**REVOLVE VEST**

REVERSIBLE

**DURABLE AND WARM REVERSIBLE VEST OFFERS TWO STYLES IN ONE**

- Durable windbreak outer fabric helps protect from the elements
- 140g 3M Thinsulate insulation keeps you warm in cold weather
- Reversible vest offers two unique styles in one



**BLUE/ORANGE**  
S-3XL | 2862566

**BLACK/GRAY**  
S-3XL | 2862565



**NEW**  
**WINDBREAKER JACKET**

**LIGHTWEIGHT, WINDPROOF JACKET THAT PROVIDES PROTECTION WHILE RIDING**

- 100% polyester windproof fabric
- Lightweight construction makes it easy to pack
- Three external pockets allow for maximum storage

Black | S-3XL | 2861541



**FORCE JACKET**

**PACKABLE JACKET OFFERS LIGHTWEIGHT PROTECTION, IDEAL FOR ANY ACTIVITY**

- 140g 3M Thinsulate
- Plenty of storage with two external hand pockets and one internal media pocket
- Rugged YKK zippers
- Great for travel, compacts into pocket

Black | S-3XL | 2861432



APPAREL

RAINING COLLECTION

RIDING GEAR

HELMETS & GOGGLES

MEN'S APPAREL

WOMEN'S APPAREL

MERCHANDISE

# MEN'S APPAREL

**NEW**

## TITAN MID-LAYER

**EXTREMELY WARM YET BREATHABLE MID-LAYER, PERFECT FOR RIDING**

- 319g Polartec Thermal Pro rib sweater provides great warmth
- Quick drying moisture wicking helps keep you dry
- Breathable material moves sweat to the outer surface
- Nylon overlay is comfortable and light

BLUE/ORANGE  
S-3XL | 2862567



BLACK  
S-3XL | 2862568



**NEW**  
TAN  
S-3XL | 2862450

RED/BLACK  
S-3XL | 2862490



## NORTHSTAR MID-LAYER

**VERSATILE MID-LAYER CAN BE WORN ALONE OR AS AN EXTRA LAYER**

- 280g of breathable fleece for added warmth
- Offers durable protection against the elements with a wear-resistant polyester face and wind-block layer on chest
- Designed to fit under outer shell when riding

BLACK/RED  
S-3XL | 2862616

BLACK/GRAY  
S-3XL | 2869925

**NEW**

## JOURNEY HOODIE

BLACK  
S-3XL | 2862489

**DURABLE HOODIE DESIGNED FOR EVERY DAY WEAR**

- Keeps the elements out with snug, rib-knit waist and cuffs
- Mock neck collar provides added protection and warmth
- Durable blended material made of 80% cotton, 20% polyester



**TECH FULL-ZIP HOODIE**

■ **NEW** ■ Tan | S-3XL | 2862486  
 Gray | S-3XL | 2861493  
 Black/Blue | S-3XL | 2861494

**CREW SWEATSHIRT**

■ **NEW** ■ Black | S-3XL | 2862488  
 Green | S-3XL | 2861498  
 Navy | S-3XL | 2861497

**ICON HOODIE**

■ **NEW** ■ Gray | S-3XL | 2862487  
 Green | S-3XL | 2861495  
 Black | S-3XL | 2861496

**ICON LONG SLEEVE**

■ **NEW** ■ Gray/Red | S-3XL | 2862505  
 Black | S-3XL | 2861584  
 Blue | S-3XL | 2861585

**DASH LONG SLEEVE**

■ **NEW** ■ Gray | S-3XL | 2862504  
 Navy | S-3XL | 2861583  
 Black | S-3XL | 2861582

**CHECKERED LONG SLEEVE**

■ **NEW** ■ Red | S-3XL | 2862506  
 Gray | S-3XL | 2861587  
 Black | S-3XL | 2861586

**ICON TEE**

■ **NEW** ■ Green | S-3XL | 2862501  
 Black | S-3XL | 2861570  
 Blue | S-3XL | 2861571

**STAMP TEE**

■ **NEW** ■ Black | S-3XL | 2862496  
 Gray | S-3XL | 2861565  
 Green | S-3XL | 2861564

**CORE TEE**

■ **NEW** ■ Red | S-3XL | 2862502  
 Black | S-3XL | 2861572  
 Blue | S-3XL | 2861573

# MEN'S CAMO

## STEALTH CAMO HAT

Camo | One Size | 2861527

## NORTHSTAR MID LAYER

Camo | S-3XL | 2861542

## CAMO SOFTSHELL JACKET

Camo | S-3XL | 2861543



**NEW**

## CAMO REVOLVE VEST

Camo | S-3XL | 2862572



**NEW**

## PURSUIT HOODIE

Camo | S-3XL | 2862494



## CAMO NECK GAITER

Camo | One Size | 2861948



## CAMO TRUCKER HAT

Black | One Size | 2860613



## HUNTER ORANGE HAT

Orange | S/M | 2860892  
Orange | L/XL | 2862545



## HUNTER ORANGE BEANIE

Orange | One Size | 2862595

# MEN'S BALL CAPS



## ELLIPSE PATCH TRUCKER HAT

**NEW** Light Gray | One Size | 2862539  
 Gray | One Size | 2861531  
 Black | One Size | 2861533  
 Navy | One Size | 2861532

**NEW**

## HIGHLAND CAP

Tan | One Size | 2860893  
 Gray | One Size | 2862544



## CORE CAP

**NEW** Gray | One Size | 2862594  
 Navy | One Size | 2861523  
 Black | One Size | 2861524

## TONAL HAT

Black/Red | One Size | 2861526  
 Navy | One Size | 2861525

**NEW**

## CLASSIC CAP

Gray | One Size | 2862543  
 Navy | One Size | 2862597



## CHECKERED HAT

Blue | One Size | 2861520  
 Black | One Size | 2861522  
 Gray | One Size | 2861521



## RETRO CAP

**NEW** Navy | One Size | 2862538  
 Gray/Red | One Size | 2869542  
 Gray/Orange | One Size | 2861536

APPAREL

RACING COLLECTION

RIDING GEAR

HELMETS & GOGGLES

MEN'S APPAREL

WOMEN'S APPAREL

MERCHANDISE

# WOMEN'S APPAREL

**NEW**

**BLUE**

S-3XL | 2862460

**BLACK**

S-3XL | 2862563



**BLACK**

S-3XL | 2861437

**GRAY/BLUE**

S-3XL | 2861439

**BLUE**

S-3XL | 2862564

## SOFTSHELL JACKET

**LIGHTWEIGHT PERFORMANCE THAT'S SURPRISINGLY WARM AND PERFECT FOR EVERYDAY WEAR**

- Superior DWR prevents precipitation from saturating the jacket's exterior
- Lined with 280g of soft fleece for warmth
- Removable hood and underarm venting, three external pockets and one internal chest pocket

**NEW**

## WORK JACKET

**WARM AND RUGGED JACKET THAT'S TOUGH FOR WORK AND STYLISH FOR PLAY**

- Coated with DWR to provide water-resistance
- Built-in action back for increased range of motion
- 80g 3M Thinsulate for added warmth with brushed flannel trim
- One inner and four outer pockets for storage



**BLACK**

S-3XL | 2862457

**DUSTY ROSE**

S-3XL | 2862456



**BLACK**

S-3XL | 2861433



**BLACK/GRAY**

S-3XL | 2862458



**DUSTY ROSE**

S-3XL | 2862459

**NEW**

## REVOLVE VEST

**DURABLE AND WARM REVERSIBLE VEST OFFERS TWO STYLES IN ONE**

- Durable windbreak outer fabric protects you from the elements
- 140g 3M Thinsulate insulation keeps you warm in cold weather
- Reversible vest offers two unique styles in one

## FORCE JACKET

**PACKABLE JACKET OFFERS LIGHTWEIGHT PROTECTION, IDEAL FOR ANY ACTIVITY**

- 140g 3M Thinsulate
- Plenty of storage with two external hand pockets and one internal media pocket
- Rugged YKK zippers
- Great for travel, compacts into pocket

## TITAN MID-LAYER

**EXTREMELY WARM YET BREATHABLE MID-LAYER, PERFECT FOR RIDING**

- 319g Polartec Thermal Pro rib sweater provides great warmth
- Quick drying moisture wicking helps keep you dry
- Breathable material moves sweat to the outer surface
- Nylon overlay is comfortable and light



**NEW**  
**PURSUIT HOODIE**  
 Camo | S-3XL | 2862517



**NEW**  
**JOURNEY HOODIE**  
 Black | S-3XL | 2862515  
 Blue | S-3XL | 2862516



**TECH FULL-ZIP HOODIE**  
 Maroon | S-3XL | 2861509  
 Gray | S-3XL | 2861508



**ICON HOODIE**  
**NEW** White | S-3XL | 2862512  
 Black | S-3XL | 2861506  
 Maroon | S-3XL | 2861507



**NEW**  
**ADVENTURE CREW**  
 Dusty Rose | S-3XL | 2862513  
 Black | S-3XL | 2862514



**NEW**  
**ADVENTURE TEE**  
 Teal | S-3XL | 2862629  
 Black Frost | S-3XL | 2862628



**THINK OUTSIDE TEE**  
**NEW** Pink | S-3XL | 2862518  
 Black | S-3XL | 2861590  
 Blue | S-3XL | 2861591

# MERCHANDISE



## STEEL SIGN

35.6 cm x 91.4 cm | 2860868

## ALUMINUM SIGN

55.9 cm | 2860867

## WOOD SIGN

26.7 cm x 61 cm | 2860866



## PINT GLASSES (SET OF 2)

2860815



## 12oz CAMPER MUG

2861612



## 17oz WATER BOTTLE

2861611



## **NEW** 23oz WATER BOTTLE

2862685



## 15oz CAMPFIRE MUG

2861613



## KEYCHAIN

2861614



## LEATHER LOOP KEYCHAIN

2861615



## **NEW** LICENSE PLATE HOLDER

2862687



**NEW**  
KICKBACK ROCKER  
2862626



**NEW**  
FREESTYLE ROCKER  
2862625



**NEW**  
EASY CHAIR  
2862627



**NEW**  
QUICK-E-SEAT  
2862624



**NEW**  
FOLDING TABLE  
2861620



**NEW**  
POLARIS PARKING  
SIGN  
2869934



**NEW**  
POLARIS FLAG  
91.4 cm x 152.4 cm | 2869928



**NEW**  
HITCH COVER  
2861623



# HARDEST WORKING.

SMOOTHEST RIDING.



Availability varies by market, check your local dealer for availability. Image taken on private land. The use of vehicles in similar environments in your jurisdiction may be prohibited per locally applicable laws and regulations. Campfire in similar environments in your jurisdiction may be prohibited per locally applicable laws and regulations. Keep your campfire safe, and make sure you can control it at all times. Know your locally applicable laws and regulations. Crossing water in similar environments may be prohibited in your jurisdiction.

Warning: Polaris off-road vehicles can be hazardous to operate and are not intended for on-road use. Driver must be at least 16 years old with a valid driver's license to operate. All riders should always wear helmets, eye protection and protective clothing and footwear. Read, understand and follow your owner's manual. Ride within the limits of your own abilities and never engage in stunt or exhibition driving. Never ride under the influence of drugs or alcohol. All riders should take a safety training course. Call 800-342-3764 for additional information.

Unless noted, trademarks are the property of Polaris Industries Inc. 3M® and Thinsulate® are registered trademarks of 3M Company. 509® is a registered trademark of Teton Outfitters, LLC. Apple® and AppStore® are registered trademarks of Apple Inc. Batteryminder® is a registered trademark of VDC Electronics Inc. Bluetooth® is a registered trademark of Bluetooth Sig, Inc. Caliber® is a trademark of Caliber, Inc. Carhartt® is a registered trademark of Carhartt, Inc. COOLCORE® is a registered trademark of COOLCORE LLC. Facebook® is a registered trademark of Facebook, Inc. Fidlock® is a registered trademark of Fidlock GmbH. Google Play® is a registered trademark of Google, Inc. GoPro® is a registered trademark of GoPro Inc. Homelink® is a registered trademark of Genlex Corporation. Instagram® is a registered trademark of Instagram, LLC. KOLPIN® and KOLPIN STRONGHOLD® are registered trademarks of Polaris Industries Inc. MB Quart® is a registered trademark of Maxxsonics USA Inc. Otter® is a registered trademark of Otter Outdoors, LLC. Polartec® is a registered trademark of MMI-IPCO, LLC. Rhino Grip® is a registered trademark of Polaris Industries Inc. RHINO-RACK® is a registered trademark of Rhino Rack Australia Pty Limited. RIGID® is a trademark of JST Performance, LLC d/b/a Rigid Industries LLC. SMART BOARD® is a registered trademark of MART TECHNOLOGIES ULC UNLIMITED LIABILITY CORPORATION CANADA. Tiger Drylac® is a registered trademark of Tiger Coatings GMBH & CO. KG. TBVEST® is a registered trademark of 1181676 ONTARIO INC. Twitter® is a registered trademark of Twitter, Inc. WALKER EVANS RACING® is a registered trademark of Walker Evans Enterprises Incorporated. Yeti® is a registered trademark of Yeti Coolers, LLC. YKK® is a registered trademark of YKK Corporation. YouTube® is a registered trademark of Google Inc. Prices, Fitment and Availability are subject to change at any moment. Copyright © 2021 Polaris Industries Inc. All rights reserved.

**POLARIS**

MY21 RANGER APP ACC EMEA