

POLARIS **RANGER**



2024

**ACCESSORIES,
MAINTENANCE & APPAREL**

EMEA VERSION

HARDEST WORKING.
**SMOOTHEST
RIDING.**



#1 UTILITY SIDE-BY-SIDE

For the past two decades, RANGER has set the standard through unrivaled strength, unmatched capability and next-level comfort, making it the number one utility side-by-side for over 10-years running.



POLARIS
RANGER

12 1000 / XP 1000 / XP KINETIC / DIESEL

- 18 ROOFS
- 20 WINDSHIELDS & REAR PANELS
- 22 CAB COMFORT & CONVENIENCE
- 25 WINCHES
- 26 PROTECTION
- 28 AUDIO
- 32 STORAGE

38 SP 570

- 42 ROOFS
- 44 WINDSHIELDS & REAR PANELS
- 46 AUDIO, CAB COMFORT & CONVENIENCE
- 47 PROTECTION & WINCHES
- 48 STORAGE

50 YOUTH

52 COMMON ACCESSORIES

- 52 CONNECTED TECHNOLOGY
- 54 ELECTRICAL ACCESSORIES
- 57 TRACKS
- 58 COOLERS
- 60 HUNT
- 62 WINCHES
- 64 PLOWS
- 68 LIGHTING
- 70 WHEELS & TIRES

82 MAINTENANCE & GARAGE

- 84 MAINTENANCE
- 86 OIL
- 88 MAINTENANCE FLUIDS
- 90 HD PARTS
- 92 SERVICE PARTS
- 94 CLEANERS & TRAILERING

96 APPAREL

- 97 RANGER APPAREL & MERCHANDISE
- 98 RACING COLLECTION
- 100 JERSEYS & GLOVES & HEATED APPAREL
- 102 HELMETS & GOGGLES
- 104 MEN'S APPAREL
- 108 BALL CAPS & BEANIES
- 110 WOMEN'S APPAREL
- 112 HOME & COLLECTIBLES

IMPORTANT: Adding accessories may impact the vehicle's conformity to its homologation or type approval. Polaris recommends consulting with local authorities and/or your local dealer to understand the requirements and restrictions related to the installation of accessories on your vehicle.




DESIGNED

by the people who designed your vehicle.



TESTED

extensively in the field so you ride with 100% confidence.



From opposite sides of the globe, some of the most capable machines in the off-road world meet a trusted outdoor adventure brand to deliver industry-exclusive Rhino-Rack bed racks and accessories designed specifically for Polaris RANGER. Perfectly integrated and tested to off-road standards, Rhino-Rack storage solutions will help you get more storage capacity out of your RANGER, so you can stay prepared for whatever the day may bring.

WE HOLD OUR PARTNERS TO THE SAME STANDARDS



WHEELS, TIRES & LIGHTING DESIGNED WITH POLARIS TO MAXIMIZE PERFORMANCE
P. 69, 70



IGNITE AND FUEL YOUR PASSION FOR PRECISE QUALITY SOUND REPRODUCTION
P. 28



DARE TO LISTEN WITH HIGH-PERFORMANCE AUDIO
P. 46

KEEP YOUR
STANDARDS HIGH.
WE DO.

TRUSTED 65 years in the business.
The #1 name in off-road.



RIGID

PRODUCTS SO GOOD THEY
REPLACE OR REPAIR
THEM FOR LIFE

P. 68

KOLPIN
OUTDOORS

PROTECTING YOUR
ESSENTIAL GEAR SINCE 1943

P. 60

RHINO-RACK

BRING IT ALL.
BRING IT ON.

P. 32





**BRING IT ALL.
BRING IT ON.**

SEE RHINO-RACK® PRODUCTS P. 32



RANGER XP KINETIC
**GET MORE DONE.
HAVE MORE FUN.**





NEXT-LEVEL COMFORT

LEVERAGE THE FULL CAPABILITIES OF YOUR MACHINE YEAR-ROUND.




SUPERIOR INTEGRATION

MAKE WORK EASIER WITH YOUR VEHICLE BUILT TO ADD ESSENTIAL ACCESSORIES FOR ANY JOB.



DO MORE

TACKLE ANY JOB AND LEAVE NOTHING BEHIND.



OUTWORK THEM ALL

HARDEST WORKING, SMOOTHEST RIDING. RANGER is a trusted, most capable, work partner. Developed and tested along with the vehicle, Polaris Engineered Accessories are designed for seamless integration and simple installation to get more done, year-round.

SUPERIOR INTEGRATION



P. 54

PLUG AND PLAY ELECTRICAL

A revolution in electrical accessory integration, the Polaris PULSE Electrical System allows for a simple plug and play approach for adding power to Polaris Engineered Accessories.

PRO PRO HEAVY DUTY SERIES

P. 62

WINCHES

INTEGRATED PRE-WIRED WINCH MOUNT

Designated mounting points and pre-wired connectors ensure a perfect fit and the strongest place to attach the Polaris Engineered winch - the most dependable winch for your RANGER. With wiring built right into the vehicle, we made this the easiest RANGER winch to install.

GLACIER
PLOW SYSTEM

P. 64

INTEGRATED PLOW MOUNT*

The attachment points for the Glacier Plow System are integrated right at the factory and feature an innovative drive-up and go installation process.

*Integrated Plow Mount not included on RANGER SP 570 Non-Premium/Non-NorthStar Models





DO MORE



○ VERSATILITY

Lock & Ride mounting locations allow for limitless customization to let you work the way you want.

RANGER 1000 / XP 1000 / XP KINETIC / DIESEL P. 20
RANGER SP 570 P. 44

BRING IT ALL. BRING IT ON.



STORAGE VERSATILITY

Rhino-Rack roof rack and bed rack solutions offer 40% more storage capacity so you never have to leave tools or gear behind.

RANGER 1000 / XP 1000 / XP KINETIC / DIESEL P. 32

SUPERIOR INTEGRATION


PRO PRO HEAVY DUTY SERIES

HD HEAVY DUTY SERIES



LEARN MORE P. 62

POLARIS ENGINEERED WINCH FEATURES



Tested **1,200+** pulls at max load, it works when you need it to



Built to withstand **-29° C** temperatures



Sealed motor & heavy duty gears
OPERATE FULLY SUBMERGED UNDERWATER



MILITARY tested & approved




RIGHT FROM THE FACTORY, your vehicle is built to make essential accessories like winches and plows easy to use day-in and day-out. Mounting brackets are designed into the oversized factory bumper and wiring is routed securely and properly. When it comes to RANGER, Polaris Engineered Accessories make work easier so you can get more done.

PRE-WIRED CHASSIS

Dash mounted controls and wiring are installed at the factory. Mount the winch, connect the wires and trust that everything is routed safely, securely, and properly.

NO NEED TO CUT PANELS

FULLY INTEGRATED MOUNT & WIRING



GLACIER
PLOW SYSTEM


LEARN MORE P. 64



GLACIER FEATURES

- ✓ To install the plow, simply lift the mount lock handle and pull forward
- ✓ No loss of factory ground clearance when not plowing
- ✓ Don't have to crawl under the machine to release the plow blade from the vehicle
- ✓ No trimming of vehicle plastic or fascia required to mount plow or winch
- ✓ Angle your blade right from your seat with the Glacier Pro Plow Hydraulic Angle System
- ✓ Angle your blade 25° left and right, conveniently from your seat





RANCH

COLLECTION

2882910 Under Seat Dry Storage P. 22

2882753 8-Vent Heater & Defrost System P. 22

2883265 Work Beacon LED Light P. 24

2882710 Polaris Pro HD 2,722 kg Winch with Rapid Rope Recovery P. 25

2882531 Upper Front Brushguard P. 26

2882529 Rear Brushguard P. 26

2882752  Bed Extender/Divider P. 34

2890233  Headache Rack P. 34

2883121 RIGID® SR-Series 25 cm Spot LED Light P. 68

2883148 Pro Armor Wheel & Tire Set: Dual Threat & 4202 P. 80

Add Light Bar Harnesses P. 56



BIG GAME

COLLECTION

2882753 8-Vent Heater & Defrost System P. 22

2883265 Work Beacon LED Light P. 24

2882710 Polaris Pro HD 2,722 kg Winch with Rapid Rope Recovery P. 25

2882690 Front Hood Storage Rack P. 34

2884107 **LR LOGS RIBS MAX** Kolpin Rhino Grip Pro P. 61

2889791 Pro Armor 84 cm - Combo LED Light Bar P. 69

2883157 Pro Armor Wheel & Tire Set: Attack 2.0 & 5202 P. 80

Add Light Bar Harnesses P. 56



WATERFOWL

COLLECTION

2883265 Work Beacon LED Light P. 24

2882711 Polaris Pro HD 2,041 kg Winch with Rapid Rope Recovery P. 25

2882690 Front Hood Storage Rack P. 34

2882177  CargoMax System P. 34

2883263 In-Cab Gun Mount P. 61

2889794 Pro Armor 5x5 cm Cube - LED Spot Light (x2) P. 68



2884271 Pro Armor Wheel & Tire Set: Mud XC & 4204 P. 80



Add Light Bar Harnesses P. 56



CRAFTSMAN

COLLECTION

- 2882711 Polaris Pro HD 2,041 kg Winch with Rapid Rope Recovery P. 25
- 2882752  Bed Extender/Divider P. 34
- 2882751 Cargo Bed Mat P. 36
- 2879354  Chainsaw Mount P. 36

- 2881533  Tool Rack P. 37
- 2883279  Storage Box P. 37
- 2889791 Pro Armor 84 cm - Combo LED Light Bar P. 69
- 2882384 Wheel & Tire Set: Pro Armor Harvester & 4202 P. 80
- Add Light Bar Harnesses P. 56

RANGER XP KINETIC THE POWER TO DO MORE

DO MORE THAN EVER BEFORE with the full-size electric RANGER. Unmatched horsepower and instant torque means more power than ever before to precisely pull, haul more, and get more done. The industry's strongest drivetrain delivers lower maintenance costs and more uptime to get the job done. Plus, the quiet electric powertrain enables easy conversations while riding and stealthy trips to hunting spots.





RIDE COMMAND FRONT CAMERA

- Provides additional vantage point
- Front-mounted camera to help with plowing and other tasks

» 2889662

XP KINETIC '23-24



ACCESSORY BUMPER HARDWARE

- Required when using a front camera as well as an upper front bumper or hood rack

» 2889659

XP KINETIC '23-24



DUAL CHARGER HARNESS

- Required for installation of a 3kW On-Board Charger on XP Kinetic Premium trims

» 2890122

XP KINETIC '23-24



TRIPLE CHARGER HARNESS

- Required for installation of a 3kW On-Board Charger on XP Kinetic Ultimate trims

» 2890121

XP KINETIC '23-24



IN-CAB HEATER AND DEFROST KIT

- Instant heat, no more waiting for engine to warm up
- Easily control the climate inside your cab in any season
- Helps defrost windshields and keep you warm or cool
- Three different fan speeds
- Heat and fan dash-mounted controls
- Manual vents

» 2889449

XP KINETIC '23-24

REQUIRES HIGH VOLTAGE BUSBAR (2889667) AND ADHESIVE ACCESSORY KIT (2890070), EACH SOLD SEPARATELY



3kW ON-BOARD CHARGER

- Provides additional 3kW charge so you can save time and get more done with your RANGER
- Increases charge rate while decreasing charge time when connected to appropriate in home charger for more efficiency
- Maximum charge of 6kW on Premium trims and 9kW on Ultimate trims
- Upgraded Level 2 EVSE + 240V outlet required for optimal charging for Ultimate trim with 9kW upgrade
- Pair with Wallbox Pulsar Plus for optimal charging for Ultimate trim with 9kW upgrade

» 2889661

XP KINETIC '23-24

ULTIMATE TRIM: REQUIRES HIGH VOLTAGE BUSBAR (2889667), ADHESIVE ACCESSORY KIT (2890070) AND TRIPLE CHARGER HARNESS (2890121), EACH SOLD SEPARATELY

PREMIUM TRIM: REQUIRES HIGH VOLTAGE BUSBAR (2889667), ADHESIVE ACCESSORY KIT (2890070) AND DUAL CHARGER HARNESS (2890122), EACH SOLD SEPARATELY



HIGH VOLTAGE BUSBAR

- Required for adding heater or other high voltage accessories such as upgraded chargers

» 2889667

XP KINETIC '23-24

REQUIRES ADHESIVE ACCESSORY KIT (2890070), SOLD SEPARATELY



WALLBOX PULSAR MAX 11KW 3-PHASE EVSE

- For RANGER XP Kinetic Premium with additional 3kW charger and Ultimate trim standard and with additional 3kW charger
- It allows a faster charge for 6kW or 9kW chargers set-up compared with one-phase standard EVSE
- 3-phase (380V) power supply required

» 673V0001

XP KINETIC '23-24

ROOFS

WINDSHIELDS & REAR PANELS

CAB COMFORT & CONVENIENCE

WINCHES

PROTECTION

AUDIO

STORAGE

ROOFS

TO SHIELD AGAINST DRIVING RAIN OR THE BLISTERING SUN, a roof is the first must-have of the Polaris Engineered cab components. Get on your way with protective peace of mind.

POLY FEATURES

- Water run-off
- Liner ready
- Polaris PULSE plug and play
- Lightweight

POLY

Lightweight, durable and impact-resistant. A poly roof can take the abuse of a tough trail and still protect.

LINERS

Get a touch of premium comfort, reduce cab noise and hide wiring.

Included with Premium Poly Roofs.

PREMIUM ROOF - POLY

- » POLARIS PURSUIT CAMO • 2882913
- » BLACK • 2882912

XP 1000 '17-'23, 1000 '20-'23, XP KINETIC '23, DIESEL '20-'23
INCLUDES ROOF LINER



SPORT ROOF - POLY TOP SELLER

- » BLACK • 2882911

XP 1000 '17-'24, 1000 '20-'24, XP KINETIC '23-'24, DIESEL '20-'24



PREMIUM ROOF LINER

- » 2882914


XP 1000 '17-'24, 1000 '20-'24, XP KINETIC '23-'24, DIESEL '20-'24
WORKS WITH 2882911, 2882912, 2882913




POLARIS ENGINEERED ADVANTAGES



PREMIUM FINISH AND QUIETER RIDE



SEALED COVERAGE



REDUCE STANDING WATER

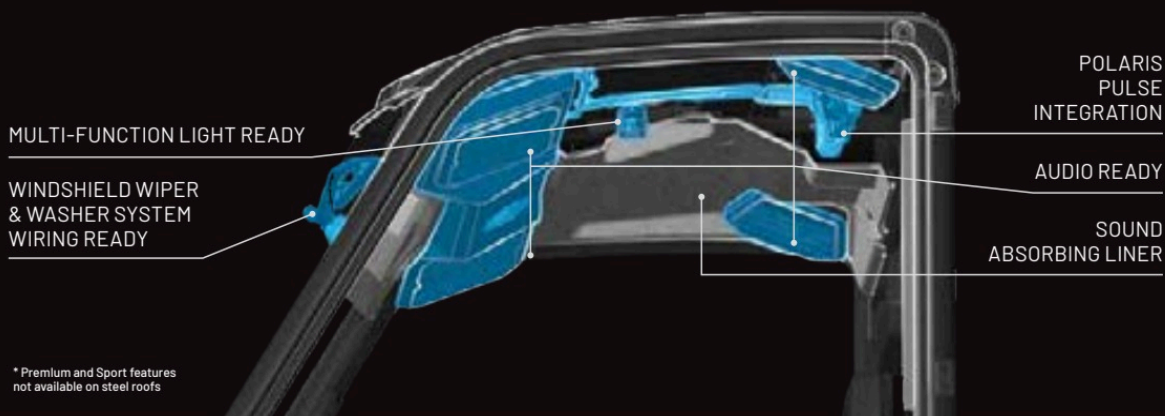


EASY AND FAST INSTALLATION

PREMIUM & SPORT ROOF FEATURES

SEE AUDIO OPTIONS P. 28

ADD POWER TO PREMIUM & SPORT ROOFS P. 54



* Premium and Sport features not available on steel roofs



PREMIUM ROOF CREW - POLY

» POLARIS PURSUIT CAMO • 2883277
CREW XP 1000 '19-23, CREW 1000 '20-23
ROOF LINER INCLUDED WITH CAMO



SPORT ROOF CREW - POLY TOP SELLER

» BLACK • 2889223
CREW XP 1000 '18-24, CREW 1000 '20-24, DIESEL '20-24



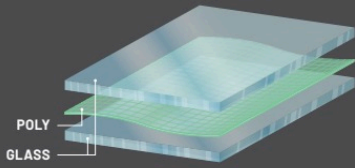
PREMIUM ROOF LINER - CREW TOP SELLER

» 2883457
CREW XP 1000 '18-24, CREW 1000 '20-24, DIESEL '20-24



WINDSHIELDS & REAR PANELS


GLASS vs HARD COAT POLY



POLY
GLASS

Superior optical clarity (automotive level)
Scratch-resistant
Curved to fit, seals tight
Cold weather / heavy duty
Wiper ready

Lightweight, flexible, easy to store/remove
Impact-resistant
360° seal keeps out rain and dust



POLYVINYL
HARD COAT



OPEN

PRO SHIELD
CAB SYSTEM

TIP-OUT FULL WINDSHIELD - GLASS TOP SELLER

- Tip-out design offers three positions: open, closed and vented
- Gas shocks assist in easy opening and closing
- 360° gasket for reliable protection and comfort
- Scratch-resistant automotive-style curved glass

» 2889020

XP 1000 '18-24, CREW XP 1000 '19-24, CREW 1000 '20-24, 1000 '20-24, XP KINETIC '23-24, DIESEL '20-24

NOT COMPATIBLE WITH ROPS MOUNTED SIDE VIEW MIRRORS (2889243)



PRO SHIELD
CAB SYSTEM

FULL GLASS WINDSHIELD - CLEAR TOP SELLER

- Scratch-resistant, curved laminate safety glass
- Protects against wind, rain and other debris
- UV-blocking interlayer and 360° gasket seal

» 2889021

XP 1000 '18-24, CREW XP 1000 '18-24, CREW 1000 '20-24, 1000 '20-24, XP KINETIC '23-24, DIESEL '20-24



LR LOCK
RIDE

FULL GLASS WINDSHIELD - CLEAR

- Scratch-resistant, curved laminate safety glass that protects against wind, rain and other hazardous debris
- UV-blocking interlayer and 360° gasket seal
- Seal Kit included

» 2889030

XP 1000 '17-24, CREW XP 1000 '17-24, CREW 1000 '20-24, 1000 '20-24, DIESEL '17-24



WIPER AVAILABLE
P. 22

PRO SHIELD
CAB SYSTEM

LR LOCK
RIDE

FULL WINDSHIELD VENTED - HARD COAT POLY

- Frameless design for maximum visibility
- Added vents for airflow on a hot day or defrosting on a cold day
- Requires Wiper Install Kit (2207624), sold separately

» 2883266

XP 1000 '17-24, CREW XP 1000 '18-24, CREW 1000 '20-24, 1000 '20-24, XP KINETIC '23-24, DIESEL '20-24



WIPER AVAILABLE
P. 22

PRO SHIELD
CAB SYSTEM

LR LOCK
RIDE

FULL WINDSHIELD - HARD COAT POLY

- Frameless design for maximum visibility
- Requires Wiper Install Kit (2207624), sold separately

» 2883300

XP 1000 '17-24, CREW XP 1000 '18-24, CREW 1000 '20-24, 1000 '20-24, XP KINETIC '23-24, DIESEL '20-24



OPEN

PRO SHIELD
CAB SYSTEM

FLIP-DOWN WINDSHIELD - HARD COAT POLY

- Two venting options: fully sealed, flip-down or remove upper half for some protection with maximum ventilation

» 2884139

XP 1000 '18-24, CREW XP 1000 '19-24, CREW 1000 '20-24, 1000 '20-24, XP KINETIC '23-24, DIESEL '20-24

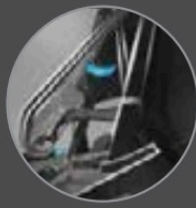




EASY AND FAST INSTALLATION




AIRTIGHT GASKET SEAL



MULTI-FUNCTION FEATURES

POLARIS ENGINEERED ADVANTAGES



FULL WINDSHIELD - POLY

- Frameless design for maximum visibility

» 2883278

XP 1000 '17-24, CREW XP 1000 '18-24, CREW 1000 '20-24, 1000 '20-24, XP KINETIC '23-24, DIESEL '20-24



HALF WINDSHIELD - POLY

- Deflects air flow from straight on, but still provides air flow in the cab

» 2883301


XP 1000 '17-24, CREW XP 1000 '18-24, CREW 1000 '20-24, 1000 '20-24, XP KINETIC '23-24, DIESEL '20-24



ADD ALL-WEATHER VISIBILITY

P. 22

REAR PANELS



REAR PANEL - SLIDING GLASS

- Sliding window provides ventilation, cab comfort and access to cargo in rear box

» 2879015

XP 1000 '17-24, CREW XP 1000 '18-24, CREW 1000 '20-24, 1000 '20-24, XP KINETIC '23-24, DIESEL '20-24



REAR PANEL - GLASS TOP SELLER

» 2879013

XP 1000 '17-24, CREW XP 1000 '18-24, CREW 1000 '20-24, 1000 '20-24, XP KINETIC '23-24, DIESEL '20-24



REAR PANEL - POLY

- Strong, thick polycarbonate provides outstanding impact and scratch resistance
- Installs in contours of cab frame with 360° gasketing for outstanding protection, comfort, fit and finish

» 2883773

XP 1000 '17-24, CREW XP 1000 '18-24, CREW 1000 '20-24, 1000 '20-24, XP KINETIC '23-24, DIESEL '20-24



REDUCE IN-CAB DUST SWIRL BY ADDING A REAR PANEL.

With a windshield and roof installed, turbulent air develops behind the cab. Add a rear panel to reduce dust intrusion from this swirl.

ROOFS

WINDSHIELDS & REAR PANELS

CAB COMFORT & CONVENIENCE

WINCHES

PROTECTION

AUDIO

STORAGE

CAB COMFORT & CONVENIENCE



UNDER SEAT DRY STORAGE XP 1000 ONLY

» 2882910
 XP 1000 '18-24, CREW XP 1000 '19-24, XP KINETIC '23-24, DIESEL '20-24
 WILL NOT WORK WITH SUBWOOFER 2882890 & 2884233



8-VENT HEATER & DEFROST SYSTEM TOP SELLER



- Easily control the climate inside your cab in any season
- Helps defrost windshields and keeps you warm or cool
- Heat and fan dash-mounted controls
- Manual vents

» 2882753 XP 1000 ONLY
 XP 1000 '18-24, CREW XP 1000 '19-24

» 2884066 1000 ONLY
 CREW 1000 '20-24, 1000 '20-24
 NEED ADAPTER: 2884163 ON CREW 1000

» 2890045 DIESEL ONLY
 DIESEL '20-24

» CREW HEATER ADAPTER KIT 1000 ONLY
 2884163
 CREW 1000 '20-24




WINDSHIELD WIPER & WASHER SYSTEM TOP SELLER



» 2883974
 XP 1000 '18-24, CREW XP 1000 '19-24, CREW 1000 '20-24, 1000 '20-24,
 XP KINETIC '23-24, DIESEL '20-24
 POLY WINDSHIELDS REQUIRE MOUNT KIT (2207624), SOLD SEPARATELY

HARD COAT POLY WINDSHIELD WIPER & WASHER SYSTEM MOUNTING BRACKET

» 2207624
 XP 1000 '17-24, CREW XP 1000 '18-24, CREW 1000 '20-24, 1000 '20-24,
 XP KINETIC '23-24, DIESEL '20-24
 REQUIRED TO USE WIPER ON POLY WINDSHIELDS (2883266 OR 2883300)



FLOOR MATS - 3 SEAT

» 2882780 XP 1000 ONLY
 XP 1000 '18-24, CREW XP 1000 '19-24, XP KINETIC '23-24
 CREW, DIESEL '20-24; FITS FRONT SEATS ONLY

» 2884247 1000 ONLY
 CREW 1000 '20-24, 1000 '20-24
 CREW; FITS FRONT SEATS ONLY

NOISE REDUCTION SYSTEM

- Designed to attach to the rear closure panel of your RANGER cab
- The sound absorbing material reduces unwanted noise for a quieter cab

» 2883489
 XP 1000 '18-24, CREW XP 1000 '19-24,
 1000 '20-24, CREW 1000 '20-24, XP KINETIC '23-24



FULL-SIZE SEATSAVER® - SPLIT BENCH SEAT XP 1000 ONLY

- Covers the back and bottom of seat
 - Designed to fit snug and stay wrinkle free, so it won't slip, slide, or bunch up
 - Machine washable for easy cleaning
- » CARHARTT® GRAVEL • 2890291-458
 XP 1000 '18-21, CREW XP 1000 '19-21, XP KINETIC '23-24
 CREW, DIESEL '20-24; FITS FRONT SEATS ONLY
 NO REAR SEAT COVERS AVAILABLE



SEAT CONFIGURATION



REMOTE GARAGE DOOR OPENER BY HOMELINK

- Control up to two garage doors
- » 2882892
 XP 1000 '18-24, CREW XP 1000 '19-24, CREW 1000 '20-24, 1000 '20-24, XP KINETIC '23-24, DIESEL '20-24



IN-CAB HEATER AND DEFROST KIT

- Easily control the climate inside your cab in any season
 - Helps defrost windshields and keep you warm or cool
 - Three different fan speeds
 - Heat and fan dash-mounted controls
 - Manual vents
- » 2889449
 XP KINETIC '23-24
 REQUIRES HIGH VOLTAGE BUSBAR (2889667) AND ADHESIVE ACCESSORY KIT (2890070), SOLD SEPARATELY



12V CARGO BED POWER KIT*

- Additional power for your tools or accessories
 - Requires 12V In-Bed Power Harness Extension (2890068), sold separately
- » 2889673
 XP 1000 '18-24, CREW XP 1000 '18-24, 1000 '20-24, CREW 1000 '20-24, DIESEL '20-24
 REQUIRES 12V IN-BED POWER HARNESS EXTENSION (2890068), SOLD SEPARATELY



12V IN-BED POWER HARNESS EXTENSION*

- Required for installation of 12V Cargo Bed Power Kit (2889673)
- » 2890068
 CREW XP 1000 '18-24, CREW 1000 '20-24, DIESEL '20-24



UPPER SWITCH PANEL*

- Add up to 4 additional electrical accessory switches
 - Convenient roof-mounted overhead panel
 - Includes mounting hardware
- » 2889674
 XP 1000 '18-24, CREW XP 1000 '18-24, 1000 '20-24, CREW 1000 '20-24, DIESEL '20-24
 REQUIRES UPPER SWITCH PANEL LIGHT BAR HARNESS (2889675), SOLD SEPARATELY



SIDE VIEW MIRRORS

- Mounts on any RANGER vehicle that is equipped with doors
 - Fully adjustable to accommodate riders of all sizes and can fold in to prevent being struck
- » DOOR MOUNTED • 2889241
 NOT COMPATIBLE WITH DOORS 2883229, 2882901, 2882902, 2882903
- » ROPS-MOUNTED (SHOWN) • 2889243
 XP 1000 '18-24, CREW XP 1000 '18-24, CREW 1000 '20-24, 1000 '20-24, XP KINETIC '23-24, DIESEL '20-24
 NOT COMPATIBLE WITH TIP-OUT WINDSHIELD (2889020), DOORS OR UNITS WITH A FORWARD GRIP HANDLE ON THE ROPS
- » DOOR MOUNT ADAPTOR • 2209164
 ONLY NEEDED TO MOUNT 2889243 ON DOORS



LARGE REAR VIEW MIRROR TOP SELLER

- » 2879969
 XP 1000 '17-24, CREW XP 1000 '18-24, CREW 1000 '20-24, 1000 '20-24, XP KINETIC '23-24, DIESEL '20-24



WIDE ANGLE REAR VIEW MIRROR

- Large 6.4 x 35.6 cm adjustable convex mirrored surface gives you a full-spectrum view
- » 2881439
 XP 1000 '17-24, CREW XP 1000 '18-24, CREW 1000 '20-24, 1000 '20-24, XP KINETIC '23-24, DIESEL '20-24



NEW LATE AVAILABILITY SUN VISOR

- Injection molded visors for seamless fit to protection from the sun
- » 2890288
 XP 1000 '17-24, CREW XP 1000 '18-24, CREW 1000 '20-24, 1000 '20-24, XP KINETIC '23-24, DIESEL '20-24

CAB COMFORT & CONVENIENCE

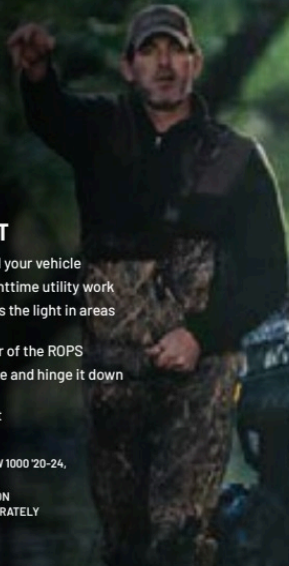
WORK BEACON LED LIGHT

- 15.2 m of illumination 360° around your vehicle
- Ideal for plowing, hunting and nighttime utility work
- Break-away construction protects the light in areas with tight clearance
- Mounted to the vehicle on the rear of the ROPS
- Easily hinge the light up during use and hinge it down when in transit
- Add LED Headlights for more light

» 2883265

XP 1000 '18-24, CREW XP 1000 '18-24, CREW 1000 '20-24, 1000 '20-24, XP KINETIC '23-24

REQUIRES LIGHT BAR HARNESS/EXTENSION (2883230 AND 2883954), EACH SOLD SEPARATELY



REAR LED WORK LIGHT

- Mounts to the back of your cab to fully illuminate the cargo box and surrounding area
- Includes necessary mounting hardware
- Requires a harness

» 2889672

XP 1000 '18-24, CREW XP 1000 '18-24, 1000 '20-24, CREW 1000 '20-24, DIESEL '20-24

CREW: REQUIRE HARNESS (2889675) AND HARNESS EXTENSION (2890067), EACH SOLD SEPARATELY




LED HEADLIGHTS DIESEL ONLY

- LED Headlights offer improved brightness and illumination vs stock halogen lights
- Designed with styling specific to Ranger DIESEL

» 2889576

DIESEL '22-24



MULTI-FUNCTION CAB LIGHT

- LED dome light provides white, red, green and blue lighting options
- Battery-operated. Recharges when the vehicle is on
- Can be removed to use as a flashlight in and around your vehicle

» 2882871

XP 1000 '18-24, CREW XP 1000 '18-24, CREW 1000 '20-24, 1000 '20-24, XP KINETIC '23-24, DIESEL '20-24
REQUIRES POLARIS PULSE ROOF 6 (2882904), SOLD SEPARATELY

- Red light is great for reading maps
- Green light is perfect for navigating in the dark
- Blue light is ideal for night riding

REVERSE WARNING ALERT

- Automatically activated whenever the vehicle is put in reverse

» 2883246

XP 1000 '18-24, CREW XP 1000 '18-24, CREW 1000 '20-24, 1000 '20-24, XP KINETIC '23-24, DIESEL '20-24

HORN



» 2882764

XP 1000 '18-24, CREW XP 1000 '18-24, CREW 1000 '20-24, 1000 '20-24, XP KINETIC '23-24, DIESEL '20-24

UPPER SWITCH PANEL LIGHT BAR HARNESS*

- Required for Upper Switch Panel Installation

» 2889675

» EXTENSION • 2890067

XP 1000 '18-24, CREW XP 1000 '18-24, 1000 '20-24, CREW 1000 '20-24, DIESEL '20-24



With Polaris PULSE it's easy to add all your electrical accessories.

LEARN MORE P. 54

*Check with your local dealer for availability.

WINCHES

1000 / XP 1000 / XP KINETIC / DIESEL

ROOFS

WINDSHIELDS
& REAR PANELS

CAB COMFORT
& CONVENIENCE

WINCHES

PROTECTION

AUDIO

STORAGE



FEATURES & BENEFITS

PRO PRO HEAVY DUTY SERIES

HD HEAVY DUTY SERIES

RAPID ROPE RECOVERY

Retrieve cable 5x as fast as standard mode on other Polaris winches. Get back to riding or complete your task quicker.



NOT AVAILABLE

AUTO STOP TECHNOLOGY

Auto Stop technology protects and extends the life of your winch by automatically stopping the winch at the end of pull to prevent over-spooling.



ADD AUTO STOP UPGRADE
2883454
SYNTHETIC ROPE REQUIRED

PREMIUM SYNTHETIC ROPE

Lightweight, extremely strong and flexible 50 ft long rope stands up to any tough job.



ADD SYNTHETIC ROPE
2879187

WIRELESS REMOTE

Operate your winch wirelessly from within 50 ft of the vehicle.



TOP SELLER
ADD WIRELESS REMOTE
2883455



MODEL

2,722 kg

2,041 kg

2,041 kg

XP 1000/CREW XP 1000 '19-24
1000/CREW 1000 '20-24
XP KINETIC '23-24
DIESEL '20-24
NON EPS RANGER 1000 REQUIRES FRONT BUMPER

2882710

TOP SELLER
2882711
High-Mounted
2889272

TOP SELLER
2882714

UPGRADE YOUR CONTROLS HD OR PRO HD WINCHES

DASH WINCH SWITCH KIT

- Allows user to add a dash switch as an additional means to control winch
- Can be used with all winches and are compatible with other control methods (wireless/wired)

» 2889050

XP 1000 '18-24, CREW XP 1000 '19-24, CREW 1000 '20-24, 1000 '20-24, XP KINETIC '23-24, DIESEL '20-24

TOP SELLER

POWER CONTROLLER

- Control your winch and plow hydraulics directly from the shift knob

» 2883247

XP 1000 '18-24, CREW XP 1000 '19-24, CREW 1000 '20-24, 1000 '20-24, XP KINETIC '23-24, DIESEL '20-24

REQUIRES WINCH ADAPTER (2884159), SOLD SEPARATELY, WHEN USING A WINCH FOR LIFTING DEVICE



WIRED REMOTE CONTROL

- Must order remote handle and socket together

» REMOTE HANDLE • 4013466
» SOCKET • 4017102

REPLACEMENT PARTS

SYNTHETIC ROPE

» 2,041 kg • 2879187
» 2,722 kg • 2879188



PROTECTION



STANDARD BRUSHGUARDS TOP SELLER

- To use Front Bumper with RIDE COMMAND and Front Camera, RIDE COMMAND Bumper Adapter (2207941) is required

» FRONT • 2882531 » REAR • 2882529

XP 1000 '18-24, CREW XP 1000 '19-24, CREW 1000 '20-24, 1000 '20-24, XP KINETIC '23-24, DIESEL '20-24
FRONT BRUSHGUARD DOES NOT FIT HIGH LIFTER MODELS
1000 NON-EP'S VEHICLES REQUIRE FRONT BUMPER: 2884123

» RIDE COMMAND BUMPER ADAPTER • 2207941
FOR USE ON VEHICLES WITH RIDE COMMAND AND FRONT CAMERA

HD BRUSHGUARDS

- Increased protection over stock bumper with integrated mounting locations for accessories and lights (sold separately) with a durable matte black finish
- Easy installation with included mounting hardware
- Additional 36" storage area for recovery equipment

» FRONT • 2885105 » REAR • 2884217

XP 1000 '18-24, CREW XP 1000 '19-24, CREW 1000 '20-24, 1000 '20-24, XP KINETIC '23-24, DIESEL '20-24
FRONT BRUSHGUARD DOES NOT FIT HIGH LIFTER MODELS
REAR: RECOMMENDED WITH RIGID OR PRO ARMOR
POD LIGHTS FOR UPGRADED LIGHTING

ROCK GUARDS

ROCK GUARD WITH STEP

- Reliable, hard-working protection for edges of vehicle
- Integrated step with boot scraper helps keep interior clean
- Mounts directly to the frame, instead of underneath, for maximum ground clearance
- Steel construction with black e-coat and durable black powder-coated finish

» TOP SELLER 3-SEAT • 2882530


» CREW • 2883398

XP 1000 '18-24, 1000 '20-24, XP KINETIC '23-24, DIESEL '20-24

CREW XP 1000 '19-24, CREW 1000 '20-24



3-SEAT




CREW

MUD GUARDS



MUD GUARDS

- Attaches under the bed to protect underside of bed, engine components and under seat area of vehicle from mud build up
- Allows for easier vehicle cleaning and less debris build up



» RANGER 1000
2889639

'1000 '20-24, CREW 1000 '20-24



» RANGER XP 1000
NORTHSTAR EDITION
2889689

'18-24 XP 1000 NORTHSTAR,
'19-24 CREW XP 1000 NORTHSTAR



» RANGER XP 1000
2889640

'18-24 XP 1000,
'19-24 CREW XP 1000



HIGH-MOUNTED FRONT BRUSHGUARD

- Increased protection over stock bumper
- Offers a higher winch mounting position which allows for easier access when used in deep mud
- Not compatible with Polaris Plow Systems

» 2889271

XP 1000 '18-24, CREW XP 1000 '19-24, CREW 1000 '20-24, 1000 '20-24, XP KINETIC '23-24, DIESEL '20-24

HIGH-MOUNTED HD 2,041 kg WINCH (2889272), SOLD SEPARATELY, RECOMMENDED WHEN BRUSHGUARD IS INSTALLED

FRONT BRUSHGUARD 1000 ONLY

- Increased protection over stock bumper
- Sturdy stamped steel and tube construction
- Integrated mounting positions for plow and winch accessories

» 2889330

CREW 1000 '20-24, 1000 '20-24, DIESEL '20-24

REQUIRED TO INSTALL WINCH/PLOW ON NON EPS RANGER 1000

HIGH-MOUNTED HD 2,041 kg WINCH

- Provides outstanding performance and versatile pulling power
- The elevated mounting position allows for easier access when used in deep mud

» 2889272

XP 1000 '18-24, CREW XP 1000 '19-24, CREW 1000 '20-21, 1000 '20-24, XP KINETIC '23-24, DIESEL '20-24



ACCESSORY BUMPER HARDWARE

- Required when using a front camera as well as an upper front bumper or hood rack

» 2889659

XP KINETIC '23-24



A-ARMS



HIGH CLEARANCE A-ARMS


- Valuable, reliable protection for vital front suspension components exposed to the rigors of off-road environments
- Strong, durable, lightweight polyethylene construction withstands off-road impacts to protect the A-Arms

» FRONT • 2889269

XP 1000 '18-24, CREW XP 1000 '19-24, CREW 1000 '20-24, 1000 '20-24, XP KINETIC '23-24

» REAR • 2889270

XP 1000 '18-24, CREW XP 1000 '19-24, CREW 1000 '20-24, 1000 '20-24, XP KINETIC '23-24



HMW A-ARM GUARDS

- Strong, .64 cm thick, durable, lightweight HMW (high molecular weight) polyethylene construction helps protect against off-road impacts
- Molded specifically for the RANGER XP 1000 & 1000 front suspension for a sure fit and low-profile presence
- Easy bolt-on design with mounting hardware included


» FRONT • 2882784

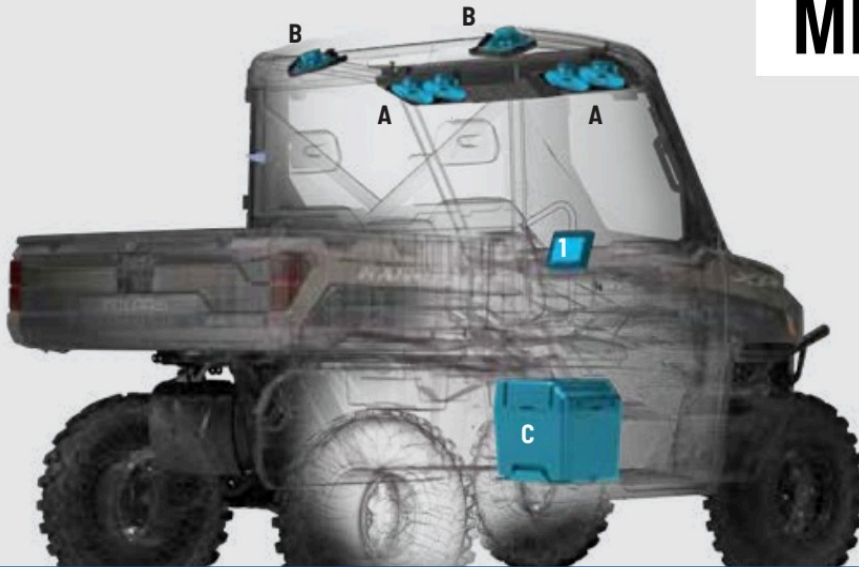
XP 1000 '18-20, CREW XP 1000 '19-20, CREW 1000 '20, 1000 '20, DIESEL '20-24
WILL NOT FIT ARCHED A-ARM MODELS

» REAR • 2882787

XP 1000 '18-24, CREW XP 1000 '19-24, CREW 1000 '20-24, 1000 '20-24, XP KINETIC '23-24, DIESEL '20-24
WILL NOT FIT ARCHED A-ARM MODELS

AUDIO





BUILD YOUR SOUND WITH RIDE COMMAND

STEP 1 ADD HEAD UNIT

7" DISPLAY POWERED BY RIDE COMMAND*

2884072

SEE P. 53 FOR MORE INFORMATION

STEP 2 ADD MOUNT

2889309

XP 1000 '22-24, CREW XP 1000 '22-24,
CREW 1000 '22-24, 1000 '22-24,
XP KINETIC '23-24
FOR INTERNATIONAL MODELS

STEP 3

UPGRADE AUDIO BY ADDING VISOR OR DASH AUDIO

OPTION 1 VISOR AUDIO

A. OVERHEAD VISOR SPEAKERS

2882891

HARNESS REQUIRED

TOP SELLER 2882904

CREW MODELS REQUIRE
ADDITIONAL 2883231

B. REAR OVERHEAD SPEAKERS

TOP SELLER 2882876

XP 1000 '18-24, CREW XP 1000 '19-24, CREW 1000 '20-24,
1000 '20-24, XP KINETIC '23-24

+

OR

C. 25.4 cm MAXBOOST SUBWOOFER

2884233

XP 1000 '18-24, CREW XP 1000 '19-24, XP KINETIC '23-24
WITH 900 WATT STATOR
NOT COMPATIBLE WITH UNDER SEAT DRY STORAGE
(2882910) INSTALLED

OPTION 2 DASH AUDIO

AUDIO DASH SPEAKERS

TOP SELLER 2883956

XP 1000 '19-24, CREW XP 1000 '19-24,
CREW 1000 '20-24, 1000 '20-24,
XP KINETIC '23-24

B. REAR OVERHEAD SPEAKERS

TOP SELLER 2882876

XP 1000 '18-24, CREW XP 1000 '19-24, CREW 1000 '20-24,
1000 '20-24, XP KINETIC '23-24

+

C. 25.4 cm MAXBOOST SUBWOOFER

2884233

XP 1000 '18-24, CREW XP 1000 '19-24, XP KINETIC '23-24
RANGER MODELS WITH RIDE COMMAND PACKAGE REQUIRE
ADAPTER HARNESS (2883232), SOLD SEPARATELY
RANGER MODELS WITHOUT RIDE COMMAND USE
MAX BOOST 10" 250 WATT SUBWOOFER (2882890), SOLD SEPARATELY
NOT COMPATIBLE WITH UNDER SEAT DRY STORAGE
(2882910) INSTALLED

AUDIO DASH SPEAKERS INCLUDE BUILT-IN FOUR CHANNEL AMPLIFIER (40-WATTS) AND TWO OFF-ROAD GRADE 13.3 cm SPEAKERS

*Due to ongoing supply chain issues, there may be delayed or limited availability of this product as an accessory add-on.

DOWNLOAD THE
RIDE COMMAND MOBILE APP



AUDIO

BUILD YOUR AUDIO SYSTEM



1 CHOOSE A HEAD UNIT Control all aspects of your sound system. Choose what to listen to and how loud.

DASH STEREO



USE AS IS OR ADD ADDITIONAL SPEAKERS



160 WATT, WATERPROOF AM/FM BLUETOOTH AUDIO SYSTEM TOP SELLER

- All-in-one solution for giving your vehicle a performance-ready sound system
- USB input, Bluetooth 4.0 compatible, Apple Control, AM/FM tuner*
- Built-in four channel amplifier (40-watts x 4)
- Two off-road grade 13.3 cm speakers with titanium dome tweeters and polypropylene cones

» 2882750

XP 1000 '18-24, CREW XP 1000 '19-24, CREW 1000 '20-24, 1000 '20-24, XP KINETIC '23-24

VISOR STEREO



COMES WITH OVERHEAD VISOR SPEAKERS (AT RIGHT)
USE AS IS OR ADD ADDITIONAL SPEAKERS




300 WATT AM/FM, BLUETOOTH AUDIO VISOR WITH FOUR 16.5 cm WATERPROOF SPEAKERS

- One-step solution for off-road audio
- USB input, Bluetooth 4.0 compatible, Apple Control, AM/FM tuner*
- 300-Watt four channel amplifier (75 watts x 4)
- Four 16.5 cm coaxial speakers with titanium dome tweeters and polypropylene cones
- Audio outputs to drive additional speakers
- Four Accessory knocks outs


» 2882888

XP 1000 '18-24, CREW XP 1000 '19-24, CREW 1000 '20-24, 1000 '20-24, XP KINETIC '23-24
NOT COMPATIBLE WITH 7" DISPLAY POWERED BY RIDE COMMAND



2 ADD SPEAKERS - MIX AND MATCH

Your RANGER is ready for work, but is it ready to entertain? From a simple two-speaker setup to a complete system - add speakers to BUILD IT YOUR WAY.



A VISOR SPEAKERS

STANDARD WITH VISOR STEREO

300 WATT OVERHEAD AUDIO VISOR SPEAKERS

- Built-in 300-Watt amplifier (75-watt x 4 channels)
- Four 16.5 cm speakers located in the overhead
- Waterproof system for reliable power and sound quality

» 2882891

XP 1000 '18-24, CREW XP 1000 '19-24,
CREW 1000 '20-24, 1000 '20-24, XP KINETIC '23-24




B OVERHEAD SPEAKERS

REAR OVERHEAD SPEAKERS TOP SELLER

- Two 16.5 cm rear roof mounted speakers with titanium dome tweeters and polypropylene cones
- Easy install
- Waterproof system for reliable power and sound quality

» 2882876

XP 1000 '18-24, CREW XP 1000 '19-24,
CREW 1000 '20-24, 1000 '20-24, XP KINETIC '23-24



C SUBWOOFER

MAX BOOST 25.4 cm 250 WATT SUBWOOFER XP 1000 ONLY

- Built-in 250-watt amplifier powering 25.4 cm waterproof subwoofer
- Fits RANGER XP 1000 with flip-up passenger seat

» 2882890

XP 1000 '18-24, CREW XP 1000 '19-24, XP KINETIC '23-24
NOT COMPATIBLE WITH 7" DISPLAY POWERED BY RIDE COMMAND
NOT COMPATIBLE WITH UNDER SEAT DRY STORAGE (2882910) INSTALLED

3 MAKE IT WORK

REQUIRED WITH VISOR STEREO SPEAKERS & HEAD UNIT

POLARIS PULSE ROOF 6

- Required with Visor Stereo (2882888)
 - Required to add Visor Speakers (2882891)
- » 2882904

XP 1000 '18-24, CREW XP 1000 '19-24,
CREW 1000 '20-24, 1000 '20-24, XP KINETIC '23-24

CREW MODELS

CREW EXTENSION

- Required for all Crew models where Polaris PULSE Roof 6 (2882904) is required

» 2883231

CREW XP 1000 '19-24, CREW 1000 '20-24

ADDITIONAL OPTIONS

GEOFENCING KIT 1000 ONLY

- Keep vehicle operators safe by quickly setting and controlling ride boundaries such as speed limits within and outside the geofenced area
- Ensure operators are riding at the appropriate speed for their experience and terrain by setting a max speed from your RIDE COMMAND app
- Activate passcode protection and to have full control of who and when the vehicle is being operated
- Patented technology

» 2884779

CREW 1000 '20-24, 1000 '20-24
NOT AVAILABLE IN EUROPE

STORAGE




BRING IT ALL. BRING IT ON.

From opposite sides of the globe, some of the most capable machines in the off-road world meet a trusted outdoor adventure brand to deliver industry-exclusive, purpose-built roof racks, bed racks and attachments that help RANGER riders get the job done.



PICK YOUR RACK



REAR BED RACK / ROOF RACK, SMALL

- Install either in the bed or on the roof of the vehicle (mounts sold separately)
- A durable backbone ensures a secure vehicle attachment
- An innovative attachment system allows for easy accessory install
- 34 kg weight capacity per rack

» 2889236

XP 1000 '18-24, 1000 '20-24, XP KINETIC '23-24, DIESEL '20-24

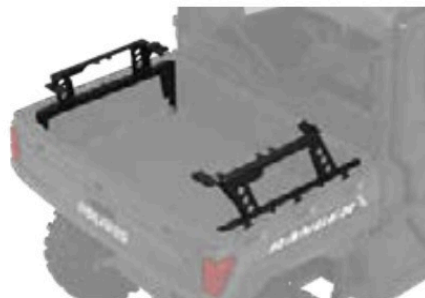
ROOF RACK, LARGE

- Install on the roof of the vehicle (mount sold separately)
- A durable backbone ensures a secure vehicle attachment
- An innovative attachment system allows for easy accessory install
- 68 kg weight capacity

» 2889237

CREW XP 1000 '18-24, CREW 1000 '20-24


PICK YOUR MOUNT



REAR BED RACK MOUNT

» 2889235

XP 1000 '18-24, 1000 '20-24, CREW XP 1000 '18-24, CREW 1000 '20-24, XP KINETIC '23-24, DIESEL '20-24



ROOF RACK MOUNT

» 3-SEAT • 2889233

XP 1000 '18-24, 1000 '20-24, XP KINETIC '23-24, DIESEL '20-24

» CREW • 2889234

CREW XP 1000 '18-24, CREW 1000 '20-24



MAXIMIZE YOUR RIDE

For decades, Rhino-Rack has built some of the world's highest quality racks, accessories and mounts for the widest variety of uses and conditions. So whether you use your machine for hard work, hunting, fishing, and more, you can bring it all – and bring it on!



BUILD THE ULTIMATE UTILITY VEHICLE

Transform your vehicle for work, play or anything in between with durable and easy-to-use roof and bed racks, load securing accessories and the latest in carrier technology.



BUILT FOR THE LONG HAUL

Rhino-Rack designs and builds award-winning racks, accessories and mounts to endure the most extreme uses and conditions.

ROOFS

WINDSHIELDS & REAR PANELS

CAB COMFORT & CONVENIENCE

WINCHES

PROTECTION

AUDIO

STORAGE

ACCESSORIZE IT




GUN MOUNTING BRACKET

- Mount Kolpin Stronghold Gun Boots to Rhino-Rack systems when paired with Auto-Latch Mount (2636942), sold separately

» 2889327

XP 1000 '18-24, CREW XP 1000 '19-24, CREW 1000 '20-24, 1000 '20-24, XP KINETIC '23-24, DIESEL '20-24



EYELET TIE-DOWNS

- Attach in multiple locations on the platform for additional tie-down points
- Anti-corrosive, galvanized steel for heavy duty strength
- Includes one set with hardware (straps not included)

» 2889527

XP 1000 '18-24, CREW XP 1000 '19-24, CREW 1000 '20-24, 1000 '20-24, XP KINETIC '23-24, DIESEL '20-24

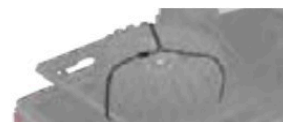


MULTI-PURPOSE TOOL HOLDER

- Carry and protect tools, paddles and more
- Ratchet-locking mechanism for quick release and rubber inserts that secure gear into place

» 2889528

XP 1000 '18-24, CREW XP 1000 '19-24, CREW 1000 '20-24, 1000 '20-24, XP KINETIC '23-24, DIESEL '20-24



SPARE TIRE HOLDER

- Transport a spare tire outside the vehicle
- Easily mounts to the Rhino-Rack Rear Bed Rack (2889590), sold separately

» 2889529

XP 1000 '18-24, CREW XP 1000 '19-24, CREW 1000 '20-24, 1000 '20-24, XP KINETIC '23-24, DIESEL '20-24



TRACTION BOARD MOUNTS

- Strong, durable and easy to attach
- Traction boards sold separately

» 2889530

XP 1000 '18-24, CREW XP 1000 '19-24, CREW 1000 '20-24, 1000 '20-24, XP KINETIC '23-24, DIESEL '20-24



CARGO CORNER BRACKETS

- Mount a NorthStar cooler or toolbox to the platform and save space inside the vehicle (straps not included)
- A unique, anti-rotation nut offers maximum security

» 2889531

XP 1000 '18-24, CREW XP 1000 '19-24, CREW 1000 '20-24, 1000 '20-24, XP KINETIC '23-24, DIESEL '20-24



HIGH-LIFTING JACK MOUNT

- Simple, quick install with durable brackets
- Rugged, non-corrosive powder-coated steel stands up to the harshest conditions

» 2889533

XP 1000 '18-24, CREW XP 1000 '19-24, CREW 1000 '20-24, 1000 '20-24, XP KINETIC '23-24, DIESEL '20-24



200 L LUGGAGE BAG

- Carry bulky, lightweight gear in this tear- and weather-resistant canvas bag

» 2889881

XP 1000 '18-24, CREW XP 1000 '19-24, CREW 1000 '20-24, 1000 '20-24, XP KINETIC '23-24, DIESEL '20-24



FISHING ROD HOLDER

- Convenient, locking carrier can transport five fishing rods safely and securely on a roof rack

- Doubles as a ski/snowboard carrier

» 2889729

XP 1000 '18-24, CREW XP 1000 '19-24, CREW 1000 '20-24, 1000 '20-24, XP KINETIC '23-24, DIESEL '20-24




J-STYLE KAYAK HOLDER

- Transport a kayak or canoe on the roof of your vehicle

» 2889883

XP 1000 '18-24, CREW XP 1000 '19-24, CREW 1000 '20-24, 1000 '20-24, XP KINETIC '23-24, DIESEL '20-24

REQUIRES ACCESSORY BARS (2889884), SOLD SEPARATELY



ACCESSORY BARS

- Offers horizontal fitment to allow other accessories to be attached to the Rhino-Rack® platforms

» 2889884


XP 1000 '18-24, CREW XP 1000 '19-24, CREW 1000 '20-24, 1000 '20-24, XP KINETIC '23-24, DIESEL '20-24

STORAGE



Exclusive to Polaris, Lock & Ride accessories let you quickly change from one task to another with hundreds of options.

With the flip of a lever, Lock & Ride plungers use outward pressure to expand for secure fit.



NEW
300 LB. REAR CARGO BOX WINCH

- 300 lb. pull force winch that mounts to rear headache rack
- Allows for easy loading of big game or other large and heavy items in the bed

» 2889705

XP 1000 '18-24, CREW XP 1000 '19-24, CREW 1000 '20-24, 1000 '20-24, XP KINETIC '23-24, DIESEL '20-24
REQUIRES LOCK & RIDE HEADACHE RACK (2890233), SOLD SEPARATELY



LOCK & RIDE
FRONT BRUSHGUARD STORAGE RACK

- Allows extra storage space in front of your vehicle
- Accommodates a Polaris Northstar 28 L Cooler or similar sized items
- Attaches and removes easily
- Mounts to existing plow mounting points

» 2883971

XP 1000 '18-24, CREW XP 1000 '19-24, CREW 1000 '20-24, 1000 '20-24, XP KINETIC '23-24, DIESEL '20-24
NOT COMPATIBLE WITH BIG GAME OR WATERFOWL MODELS (NO FACTORY PLOW MOUNTS)



NEW
LOCK & RIDE HEADACHE RACK TOP SELLER

- Lightweight and heavy-duty rack protects the cab of your RANGER and lets you haul even more

» 2890233

XP 1000 '17-24, CREW XP 1000 '18-24, CREW 1000 '20-24, 1000 '20-24, XP KINETIC '23-24, DIESEL '20-24



LOCK & RIDE
CARGOMAX SYSTEM TOP SELLER

- Comes standard with a support bar that ties the two sides together for a sturdy cargo hold
- Designed to attach to the Lock & Ride Tip-Down Headache Rack for additional support and three-sided containment
- Adjustable utility hooks provide more options for hanging tools, cords or gear

» 2882177

XP 1000 '17-24, CREW XP 1000 '18-24, CREW 1000 '20-24, 1000 '20-24, XP KINETIC '23-24, DIESEL '20-24



LOCK & RIDE
FRONT HOOD STORAGE RACK TOP SELLER

- Front curve helps keep cargo in place when traveling
- Provides additional protection
- Fully integrated pivots to gain under-hood access
- Requires Bumper Adapter 2207941 when used with 7" Display powered by RIDE COMMAND

» 2882690

XP 1000 '18-24, CREW XP 1000 '19-24, CREW 1000 '20-24, 1000 '20-24, XP KINETIC '23-24, DIESEL '20-24
DOES NOT FIT WITH BUMPER 2882531
REQUIRES BUMPER ADAPTER (2207941), SOLD SEPARATELY, TO WORK WITH FRONT CAMERA



REAR SEAT STORAGE - CREW

- Attaches easily to the rear of the front seat in your crew vehicle
- Provides storage pockets for a variety of items, ensuring they're always within reach

» 2889268

CREW XP 1000 '18-24, CREW '20-24, DIESEL '20-24



LOCK & RIDE
BED EXTENDER/DIVIDER TOP SELLER

- Extend or divide the cargo box
- Installs in any location in the box
- Multiple tie-down points available to secure cargo



» 2882752

XP 1000 '18-24, CREW XP 1000 '19-24, CREW 1000 '20-24, 1000 '20-24, XP KINETIC '23-24, DIESEL '20-24
DOES NOT FIT WITH CARGOMAX SYSTEM (2882177)



75+ COMBINATIONS TO MAKE IT YOUR OWN

With a full line of Lock & Ride accessories, you can haul more and do more. Use the chart below to see what combinations work together.

POLARIS RANGER STORAGE MATRIX 1000 / XP 1000 / XP KINETIC 570 FULL-SIZE	Accessories												
	Headache Rack	CargoMax System	Bed Extender/Divider	Storage Box	Tool Rack	Chainsaw Mount	60 Gallon Boomless Utility Sprayer	300 lb. Rear Cargo Box Winch	Front Brushguard Storage Rack	Cargo Bed Mat	RHINO-RACK Roof Rack - 3-Seat	RHINO-RACK Bed Rack - 3-Seat & Crew	RHINO-RACK Roof Rack - Crew
Part #	2890233	2882177	2882752	2883279	2881533	2879354	2879799	2889705	2883971	2882751	2889236	2889236	2889237
Headache Rack	✓	✓	✓	✓		✓	✓	✓	✓	✓	✓		✓
CargoMax System	✓	✓		✓ ²						✓	✓		✓
Bed Extender/Divider	✓		✓	✓	✓	✓		✓	✓	✓	✓		✓
Storage Box	✓	✓ ¹	✓	✓	✓	✓		✓	✓	✓	✓		✓
Tool Rack			✓	✓	✓	✓		✓	✓	✓	✓		✓
Chainsaw Mount	✓		✓	✓	✓	✓		✓	✓	✓	✓		✓
60 Gallon Boomless Utility Sprayer	✓		✓	✓	✓	✓	✓	✓	✓	✓	✓		✓
300 lb. Rear Cargo Box Winch	✓		✓	✓	✓	✓	✓	✓	✓	✓	✓		✓
Front Brushguard Storage Rack	✓	✓	✓	✓	✓	✓	✓	✓	✓	✓	✓	✓	✓
Cargo Bed Mat	✓	✓	✓	✓	✓	✓	✓	✓	✓	✓	✓	✓	✓
RHINO-RACK Roof Rack - 3-Seat	✓	✓	✓	✓	✓	✓	✓	✓	✓	✓	✓	✓	✓
RHINO-RACK Bed Rack - 3-Seat & Crew											✓	✓	✓
RHINO-RACK Roof Rack - Crew	✓	✓	✓	✓	✓	✓	✓	✓	✓	✓	✓	✓	✓

¹ Storage box at front of cargo box if not used with Tip-down Headache Rack ² Storage box at front of cargo box

LOCK & RIDE QUICKSTRAP

- The quickest and most secure way to mount Polaris accessories
- Sold as a pair

» 2882187
ALL COOLERS,
RANGER CARGO BOXES



LOCK & RIDE D-RINGS TOP SELLER

- The most versatile Lock & Ride accessory - add as many as you need to secure your cargo with bungee cords or straps

» 2881545
ALL RANGER CARGO BOXES



**3.8 cm X 4.6 m
2,495 kg RATCHET STRAP**

- Heavy-duty webbing
- 2,495 kg maximum load / 831 kg working load
- 2 Pack

» 2884031

**5.1 cm X 6.1 m
4,536 kg RATCHET STRAP**

- Heavy-duty webbing
- 4,536 kg maximum load / 1,497 kg working load
- Floating D-Rings and Double J-Hooks

» 2884032

STORAGE



TRASH CAN HAULER

- Receiver mounted trash can hauler that allows slow speed towing of 2 trash cans
- Ideal for hauling cans down long driveways

» 2889876

XP 1000 '18-24, CREW XP 1000 '19-24, CREW 1000 '20-24, 1000 '20-24, XP KINETIC '23-24, DIESEL '20-24



SPARE TIRE MOUNT

- Includes one spare tire carrier
- Quick installation
- Tire carrier mounts to the rear cab to keep cargo bed free and easily accessible
- Maximum tire size supported is 30"

» 2889193

XP 1000 '18-24, CREW XP 1000 '19-24, CREW 1000 '20-24, 1000 '20-24, XP KINETIC '23-24, DIESEL '20-24



CHAINSAW MOUNT

- Can be secured to the outside of the bed wall so your chainsaw is within reach at all times

» 2879354

XP 1000 '17-24, CREW XP 1000 '18-24, CREW 1000 '20-24, 1000 '20-24, XP KINETIC '23-24, DIESEL '20-24



227 L BOOMLESS UTILITY SPRAYER

» 2879799

XP 1000 '17-24, CREW XP 1000 '18-24, CREW 1000 '20-24, 1000 '20-24, XP KINETIC '23-24, DIESEL '20-24

BED ESSENTIALS



RIDE & REPAIR ESSENTIALS KIT

» 2881207

XP 1000 '17-24, CREW XP 1000 '18-24, CREW 1000 '20-24, 1000 '20-24, XP KINETIC '23-24, DIESEL '20-24



FIRE EXTINGUISHER HOLDER

- Only holds a 8.3 cm diameter extinguisher
- Quick release strap allows for easy use

» 2882158

XP 1000 '17-24, CREW XP 1000 '18-24, CREW 1000 '20-24, 1000 '20-24, XP KINETIC '23-24, DIESEL '20-24



CARGO BED MAT

- Non-slip surface to better secure loads and keep cargo bed clean

» 2882751

XP 1000 '18-24, CREW XP 1000 '19-24, CREW 1000 '20-24, 1000 '20-24, XP KINETIC '23-24, DIESEL '20-24



ELECTRONIC CARGO BOX LIFT

» 2884141

XP 1000 '18-24, CREW XP 1000 '19-24, CREW 1000 '20-24, 1000 '20-24, XP KINETIC '23-24, DIESEL '20-24

TOW & HAUL



TRAILER BALLS

- » 5 cm WITH 1.9 cm SHANK 2877603
- » 4.8 cm WITH 1.9 cm SHANK 2877602



5 cm BALL MOUNT

- » 5 cm RECEIVER 2875320



3:1 HITCHES

- » 5 cm x 5 cm RECEIVER 2830522
- » 3 cm x 3 cm RECEIVER 2830523
- » 4.8 cm REPLACEMENT BALL 2830524



FRONT RECEIVER HITCH

- » 5 cm WITH 1.9 cm SHANK 2884692



TASK-SPECIFIC TOOLS

LR LACK RIDE TOOL RACK

- Attach on the inside or outside of the cargo bed

» 2881533

XP 1000 '17-24, CREW XP 1000 '18-24, CREW 1000 '20-24,
1000 '20-24, XP KINETIC '23-24, DIESEL '20-24



ORGANIZE & PROTECT

LR LACK RIDE STORAGE BOX

- Enough room to store all the tools you need to get the job done
- Internal organizational dividers keep gear from rolling around
- Easily detaches from vehicle

» 2883279


XP 1000 '17-24, CREW XP 1000 '18-24, CREW 1000 '20-24,
1000 '20-24, XP KINETIC '23-24, DIESEL '20-24



DO MORE:




COOLERS P. 58




HUNT P. 60



COLD WEATHER P. 64





LIGHTING P. 68



HUNT

COLLECTION

- 2885078 Poly Crew Sport Roof P. 42
- 2889181 Rock Guard with Step - Crew P. 47
- 2885087 Rear Brushguard P. 47
- 2885096 Polaris Pro HD 2,041 kg Winch with Rapid Rope Recovery P. 47

- 2885088  Front Hood Storage Rack P. 49
- 2884106  Kolpin Stronghold Auto-Latch Boot Mount P. 60
- 2882036 Kolpin Stronghold Gun Boot XL P. 60
- 2889791 Pro Armor 84 cm Combo LED Light Bar P. 69

LANDOWNER

COLLECTION

- 2885077 Poly 2-Seat Sport Roof P. 42
- 2889187 Convex Weatherproof Rear View Mirror 46
- 2889243 Side View Mirrors - ROPS-Mounted P. 46

- 2885096 Polaris Pro HD 2,041 kg Winch with Rapid Rope Recovery P. 47
- 2889189 Cargo Bed Mat P. 48
- 2889199  Storage Box P. 48



FARM

COLLECTION

2885077 Poly 2-Seat Sport Roof P. 42

2889187 Convex Weatherproof Rear View Mirror P. 46

2889243 Side View Mirrors - ROPS-Mounted P. 46

2885084 Upper Front Brushguard P. 47

2885087 Rear Brushguard P. 47

2885095 Polaris HD 1,588 kg Winch P. 47

2889538 Headache Rack P. 48

2889189 Cargo Bed Mat P. 48

TRAIL

COLLECTION

2885078 Poly Crew Sport Roof P. 42

2885080 Full Glass Windshield P. 44

2879965  Rear Panel - Glass P. 45

2885083 Windshield Wiper & Washer Kit P. 46

2889187 Convex Weatherproof Rear View Mirror P. 46

2889243 Side View Mirrors - ROPS-Mounted P. 46

2885084 Upper Front Brushguard P. 47

2885087 Rear Brushguard P. 47

2889181 Rock Guard with Step - Crew P. 47

2889183  Bed Extender/Divider P. 48


2889791 Pro Armor 84 cm Combo LED Light Bar P. 69

ROOFS




POLY FEATURES

- Water run-off
- Polaris PULSE plug and play
- Liner ready
- Lightweight



SEALED COVERAGE



REDUCE STANDING WATER



EASY AND FAST INSTALLATION

POLARIS ENGINEERED ADVANTAGES

POLY


Lightweight, durable and impact-resistant. A poly roof can take the abuse of a tight trail and still protect.



2-SEAT



CREW



SPORT ROOF - POLY TOP SELLER

- Offers reliable protection from the sun and rain
- Lightweight, durable polyethylene construction
- Simple one-time installation

- » 2-SEAT • BLACK • 2885077
SP 570 '22-24
- » CREW • BLACK • 2885078
CREW SP 570 '22-24

PREMIUM ROOF LINER

- Cut in-cab noise by 60% at idle and by 40% at 20 mph
- One-piece liner attaches quickly and securely using push darts
- Adds premium comfort and quieter cab ride
- » 2-SEAT (SHOWN) • 2885093
SP 570 '22-24
- » CREW • 2885094
CREW SP 570 '22-24



RANGER SP 570

ROOFS

WINDSHIELDS
& REAR PANELS

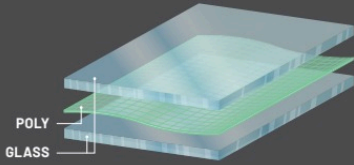
AUDIO, CAB COMFORT
& CONVENIENCE

PROTECTION
& WINCHES

STORAGE


WINDSHIELDS & REAR PANELS

GLASS vs HARD COAT POLY



Superior optical clarity (automotive level)
 Scratch-resistant
 Curved to fit, seals tight
 Cold weather / heavy duty
 Wiper ready

Lightweight, flexible, easy to store/remove
 Impact-resistant
 Tight seal keeps out rain and dust
 30x more scratch resistant



WINDSHIELDS



PRO SHIELD CAB SYSTEM FULL TIP-OUT WINDSHIELD - GLASS TOP SELLER

- Tip-out design offers three positions: open, closed and vented
 - Gas shocks assist in easy opening and closing
 - 360° gasket for reliable protection and comfort
 - Scratch-resistant automotive-style curved glass
 - Interior sound dampening and optimized visibility
- » 2885079

SP 570 '22-24, CREW SP 570 '22-24



PRO SHIELD CAB SYSTEM FULL GLASS WINDSHIELD - CLEAR TOP SELLER

- Scratch-resistant, curved laminate safety glass
 - Protects against wind, rain and other hazardous debris
 - UV-blocking interlayer and 360° gasket seal
- » 2885080

SP 570 '22-24, CREW SP 570 '22-24



LR LOCK RIDE VENTED WINDSHIELD - HARD COAT POLY

- Frameless design for maximum visibility
 - Added vents for airflow on a hot day or defrosting on a cold day
- » 2883342

SP 570 '22-24, CREW SP 570 '22-24



LR LOCK RIDE FULL WINDSHIELD - HARD COAT POLY TOP SELLER

- Durable, optical-grade, 0.6 cm-thick polycarbonate offers outstanding rider protection and visibility
 - Windshield has minimal perimeter framework for full visibility
- » 2883319

SP 570 '22-24, CREW SP 570 '22-24



LR LOCK RIDE FULL WINDSHIELD - POLY TOP SELLER

- Durable, optical-grade, 0.6 cm-thick polycarbonate offers outstanding rider protection and visibility
 - Windshield has minimal perimeter framework for full visibility
- » 2883318

SP 570 '22-24, CREW SP 570 '22-24



LR LOCK RIDE HALF WINDSHIELD - POLY

- Strong, durable polycarbonate half windshield delivers a combination of protection and airflow into the cab
 - Half windshield offers protection from rain, sleet, spray, and off-road hazards
- » 2883320

SP 570 '22-24, CREW SP 570 '22-24


POLARIS ENGINEERED ADVANTAGES



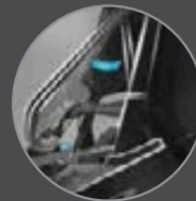
LR LOCK & RIDE
REVOLUTIONARY
INSTALLATION



AIRTIGHT
GASKET SEAL



VENTING
OPTIONS



MULTI-FUNCTION
FEATURES



ROOFS

WINDSHIELDS
& REAR PANELS

AUDIO, CAB COMFORT
& CONVENIENCE

PROTECTION
& WINDSHES

STORAGE

REAR PANELS



PRO SHIELD
CAB SYSTEM

LR LOCK & RIDE REAR PANEL - GLASS **TOP SELLER**

- Durable, tempered laminate glass provides a high level of scratch resistance
- » 2879965
- SP 570 '22-24, CREW SP 570 '22-24



LR LOCK & RIDE REAR PANEL - POLY

- Strong, 0.6 cm-thick polycarbonate provides outstanding impact and scratch resistance
- » 2879812
- SP 570 '22-24, CREW SP 570 '22-24



REDUCE IN-CAB DUST SWIRL
BY ADDING A REAR PANEL

With a windshield and roof installed, turbulent air develops behind the cab. Add a rear panel to reduce dust intrusion from this swirl.

AUDIO

POLARIS RIDE COMMAND

7" DISPLAY POWERED BY RIDE COMMAND*

» 2884072

SP 570 '22-24
SPEAKERS NOT INCLUDED



MORE INFORMATION P. 52



JBL DASH AUDIO KIT

- System mounts into pre-designated locations in the vehicle dash
- Complete UTV audio solution gives your vehicle a performance-ready sound system
- Includes four off-road grade, water- and dust-proof speakers, and one head unit
- Head unit features AM/FM tuner, USB input and Bluetooth compatibility for wireless streaming†

» 2885081

SP 570 '22-24

CAB COMFORT & CONVENIENCE



HEATER KIT TOP SELLER

- Climate control for the cab of your off-road vehicle
- Total of four dash mounted vents with two positioned for defrosting the windshield and the other two for heating the cab
- Simple, dash-mounted controls
- Manually operated vents for airflow control

» 2885082

SP 570 '22-24, CREW SP 570 '22-24
2022 SP 570 & HUNTER EDITION REQUIRE FRONT PULSE BAR AND HARNESSES (2889185), SOLD SEPARATELY



CONVEX WEATHERPROOF REAR VIEW MIRROR

- Convex design for a broader view of traffic
- Durable, weatherproof construction
- Mount the bolts into your choice of pre-designated mounting locations
- Compatible with roof, windshield, and other accessories

» 2889187

SP 570 '22-24, CREW SP 570 '22-24



SIDE VIEW MIRRORS

» DOOR MOUNTED • 2889241

» ROPS-MOUNTED (SHOWN) • 2889243

SP 570 '22-24, CREW SP 570 '22-24



WINDSHIELD WIPER & WASHER KIT TOP SELLER

- Helps clear hazardous dirt, rain and debris from your windshield

» 2885083

SP 570 '22-24, CREW SP 570 '22-24
2022 SP 570 & HUNTER EDITION REQUIRE FRONT PULSE BAR AND HARNESSES 2889185




SUN VISOR

- Injection molded visor that flips down to reduce sun glare in early morning or at dusk
- Can be mounted on passenger or drivers side

» 2890571

SP 570 '22-24, CREW SP 570 '22-24



FLOOR MATS - FRONT

- Protects floors from dirt and wear
- Textured, non-slip surface

» 2889186

SP 570 '22-24, CREW SP 570 '22-24

CAB SEAL KIT

- Seal out dust from your UTV cab
- Reduces dust from getting on dash and seat

» 2889201

SP 570 '22-24, CREW SP 570 '22-24
(INCLUDED WITH PREMIUM DOORS)
U.S. MODELS ONLY

NEW SP 570 SEAT COVERS - BLACK

- Strong, durable Carhartt® seat covers for both the seat bottom and backrest
- Designed to fit snug and stay wrinkle free, so it won't slip, slide, or bunch up
- Machine washable for easy cleaning

» 2889879-458

SP 570 '22-24, CREW SP 570 '22-24
U.S. MODELS ONLY

FRONT PULSE BAR AND HARNESS

- This kit is needed to install any electrical accessories to a base vehicle

» 2-SEAT • 2889185

SP 570 '22-24, CREW SP 570 '22-24

» CREW • 2889568

CREW SP 570 '22-24

DOME LIGHT

- LED Dome light provides optimal visibility in the cab
- Easy to install

» 2889159

SP 570 '22-24, CREW SP 570 '22-24
2022 SP 570 & HUNTER EDITION REQUIRE FRONT PULSE BAR AND HARNESSES 2889185

ELECTRONIC POWER STEERING KIT

- Smoothest, most powerful electronic power steering available for your Polaris RANGER

- Variable assist for easier steering at lower speeds
- Greater responsiveness at higher speeds

• Front PULSE Bar required

» 2889464

SP 570 '22-24, CREW SP 570 '22-24

PROTECTION



UPPER FRONT BRUSHGUARD

- Made from tubular steel and provides additional protection for front fenders and headlights
 - Attaches to stock front bumper
 - Durable, scratch-resistant, black powder-coat finish
- » 2885084
 SP 570 '22-24, CREW SP 570 '22-24
 NORDIC PRO MODELS ONLY, BASE MODELS REQUIRE 1026432-458
 NOT COMPATIBLE WITH HOOD RACK (2885088)



REAR BRUSHGUARD

- Made from tubular steel and provides additional protection for taillights
 - Durable, scratch-resistant, black powder-coat finish
 - Reliably enhances back-end protection of vehicle
- » 2885087
 SP 570 '22-24, CREW SP 570 '22-24



ROCK GUARD WITH STEP

- Reliable, hard-working protection for edges of vehicle
 - Mounts directly to the frame, instead of underneath, for maximum ground clearance
- » 2-SEAT (SHOWN) • 2889180
 SP 570 '22-24
 » CREW • 2889181
 CREW SP 570 '22-24



A-ARM GUARDS

- Valuable, reliable protection for vital front suspension components exposed to the rigors of off-road environments
 - Strong, durable, lightweight polyethylene construction withstands off-road impacts to protect the A-Arms
- » FRONT (SHOWN) • 2885097
 » REAR • 2880551
 SP 570 '22-24, CREW SP 570 '22-24
 NOT COMPATIBLE WITH MODELS THAT HAVE FRONT SWAY BAR



WINCHES

FEATURES & BENEFITS

PRO PRO HEAVY DUTY SERIES

HD HEAVY DUTY SERIES

RAPID ROPE RECOVERY

Retrieve cable 5x as fast as standard mode on other Polaris winches. Get back to riding or complete your task quicker.



NOT AVAILABLE

AUTO STOP TECHNOLOGY

Auto Stop technology protects and extends the life of your winch by automatically stopping the winch at the end of pull to prevent over-spooling.



AUTO STOP UPGRADE
 + WIRELESS REMOTE
 2889840

WIRELESS REMOTE

Operate your winch wirelessly from within 50 ft of the vehicle.

WIRELESS STANDARD, WIRED OPTION

SYNTHETIC ROPE REQUIRED

PREMIUM SYNTHETIC ROPE

Lightweight, extremely strong and flexible 50 ft long rope stands up to any tough job.



ADD SYNTHETIC ROPE
 2878888

MODEL	2,041 kg	1,588 kg	ADD REQUIRED CABLES
SP 570 '22-24 CREW SP 570 '22-24	2885096	TOP SELLER 2885095	2-SEAT & CREW MODELS 2889185

UPGRADE YOUR CONTROLS HD OR PRO HD WINCHES

WIRED REMOTE CONTROL

- Must order remote handle and socket together
- » REMOTE HANDLE 4013466 » SOCKET 4014228

POWER CONTROLLER

- Control your winch and plow hydraulics directly from the shift knob
- » 2889162
 SP 570 '22-24



STORAGE



Exclusive and available on all Polaris vehicles, Lock & Ride accessories let you quickly change from one task to another with hundreds of options.

With the flip of a lever, Lock & Ride plungers use outward pressure to expand for a secure fit.



NEW
SPARE TIRE MOUNT

- Includes one spare tire carrier
- Quick installation
- Tire carrier mounts to the rear cab to keep cargo bed free and easily accessible
- Maximum tire size supported is 30"

» 2889193
SP 570 '22-24, CREW SP 570 '22-24



LR LOCK & RIDE **STORAGE BOX**

- Provides enough room to store all the tools you need to get the job done
- Internal organizational dividers keep gear from rolling around
- Easily detaches from vehicle

» 2889199
SP 570 '22-24, CREW SP 570 '22-24



NEW
HEADACHE RACK TOP SELLER

- Provides extreme cargo versatility to your UTV
- Strong steel tube construction for maximum durability


» 2889538
SP 570 '22-24, CREW SP 570 '22-24



LR LOCK & RIDE **BED EXTENDER/DIVIDER** TOP SELLER

- Increase your cargo capacity and UTV storage
- Extend the cargo bed or divide cargo within the bed
- Lock & Ride technology for easy install without tools
- Made from durable steel and powder-coated finish

» 2889183
SP 570 '22-24, CREW SP 570 '22-24



CARGO BED MAT

- Protects cargo box, reduces drivetrain noise, and keeps cargo more secure with non-slip design
- Thick (3.18 mm) rubber mat construction

» 2889189
SP 570 '22-24, CREW SP 570 '22-24



LOCK & RIDE TOOL RACK

- Attach on the inside or outside of the cargo bed
- » 2881533
- SP 570 '22-24, CREW SP 570 '22-24



LOCK & RIDE FRONT HOOD STORAGE RACK

- Increases load-carrying capacity and protects against brush and debris
- Steel construction with a durable powder-coated finish
- Lock & Ride functions for easy install, on and off maneuvering of the basket, and under-hood access
- Weight Capacity: 100 lbs.
- » 2885088
- SP 570 '22-24, CREW SP 570 '22-24
- NORDIC PRO MODELS ONLY, BASE MODELS REQUIRE 1026432-458
- NOT COMPATIBLE WITH UPPER BRUSH GUARD (2885084)



NEW TRASH CAN HAULER

- Receiver mounted trash can hauler that allows slow speed towing of 2 trash cans
- Ideal for hauling cans down long driveways
- » 2889876
- SP 570 '22-24, CREW SP 570 '22-24



NEW 300 LB. REAR CARGO BOX WINCH

- 300 lb. pull force winch that mounts to rear headache rack
- Allows for easy loading of big game or other large and heavy items in the bed
- » 2890134
- SP 570 '22-24, CREW SP 570 '22-24
- REQUIRES HEADACHE RACK (2889538), SOLD SEPARATELY



RIDE & REPAIR ESSENTIALS KIT

- » 2881207
- SP 570 '22-24, CREW SP 570 '22-24



LOCK & RIDE CHAINSAW MOUNT

- » 2879354
- SP 570 '22-24, CREW SP 570 '22-24



LOCK & RIDE D-RINGS TOP SELLER

- The most versatile Lock & Ride accessory: add as many as you need to secure your cargo with bungee cords or straps
- » 2881545
- SP 570 '22-24, CREW SP 570 '22-24



FIRE EXTINGUISHER HOLDER

- Quick-release strap allows for easy access
- » 2882158
- SP 570 '22-24, CREW SP 570 '22-24

STRAPS

3.8 cm X 4.6 m 2,494.8 kg RATCHET STRAP

- Heavy-duty webbing
- 2 pack
- » 2884031



LOCK & RIDE QUICKSTRAP

- The quickest and most secure way to mount Polaris accessories
- Sold as a pair
- » 2882187
- ALL COOLERS, RANGER CARGO BOXES



5.1 cm X 6.1 m 4,535.9 kg RATCHET STRAP


- Heavy-duty webbing
- » 2884032




DO MORE:




COOLERS P. 58



HUNT P. 60



COLD WEATHER P. 64



LIGHTING P. 68

RANGER 150 EFI



YOUTH CRAWLER TIRE

- Premium durability to ride longer
- Increased ground clearance and performance

150 EFI 18-24

		TREAD DEPTH	TIRE WEIGHT	PLY RATING	SIDEWALL BELTS	LOAD RATING
12"	22" x 8" R12 5416945	13 mm	13 kg	6	3	413 kg
12"	22" x 10" R12 5416944					



YOUTH BUCKLE WHEEL

- » FRONT • 12" x 7" • 1524114
- » REAR • 12" x 8" • 1524115

150 EFI 18-24

PRO ARMOR WHEEL & TIRE KIT: YOUTH CRAWLER & BUCKLE

- » 2885154

150 EFI 18-24



FULL WINDSHIELD - POLY

- .32 cm clear poly carbonate
- Mounts with Lock & Ride

» 2889854
150 EFI '18-24



HALF WINDSHIELD - POLY

- 33 cm tall to provide protection and allow airflow
- .32 cm clear poly carbonate
- Mounts with Lock & Ride

» 2889855
150 EFI '18-24



REAR PANEL - POLY

- .32 cm clear poly carbonate
- Mounts with Lock & Ride


» 2889856
150 EFI '18-24



FRONT & REAR BRUSHGUARD SET

- Durable, e-coated steel construction
- Front and rear brushguard included

» 2883287
150 EFI '18-24



SPORT ROOF - POLY

- Stay protected from rain, snow and sun
- Easily installs

» 2883289
150 EFI '18-24

CONNECTED TECHNOLOGY

SMART TECH TO
OUTSMART THE UNEXPECTED



POLARIS RIDECOMMAND

PLAN YOUR RIDE

Plan an epic ride with stops along the way, customize and adjust your path to maximize your route. You can even share your planned route with friends.

WORK SMARTER

Plow Mode automatically raises and lowers the plow depending on the gear you're in, so that you can get your work done quicker.

DISCOVER NEW TRAILS

With over 1,000,000 miles of trails available offline, you'll have the confidence to explore further, whether you have cellular coverage or not.



AVAILABLE ON RIDE COMMAND MODELS & AS AN ACCESSORY

7" DISPLAY POWERED BY RIDE COMMAND*



Bright, 7" touchscreen visible in all conditions

Camera Integration

Navigate with full view of your surroundings. Use the integrated rear camera to see others behind you while riding.

Personalized Audio Experience

Seamlessly pair your display via Bluetooth to wirelessly stream music and stay connected with call and text alerts.

» 2884072

XP 1000 '19-24, CREW XP 1000 '19-24, CREW 1000 '20-24, 1000 '20-24, XP KINETIC '23-24
SPEAKERS NOT INCLUDED, MUST CHOOSE AUDIO PACKAGE FOR AUDIO OUTPUT

Configurable Gauges

Customize your ride experience with elevation, travel direction, fuel level and more to create relevant screens for you.

Plow Mode

Make snow removal easy with Polaris Plow Mode. The plow is automatically lowered when shifting into low and automatically raised when shifting into reverse. Back drag mode allows for pulling snow away from buildings. Included on XP 1000 '18-20 and CREW XP 1000 '19-20 models.

7" DISPLAY MOUNT KIT



- Necessary mount for your 7" Display Powered by RIDE COMMAND
- Seamless fit and finish
- Includes necessary wiring harness and reverse camera kits

» 2889309

XP 1000 '22-24, CREW XP 1000 '22-24,
CREW 1000 '22-24, 1000 '22-24

» 2889163

SP 570 '22-24

CAMERA KITS

» FRONT • 2889662


XP KINETIC '23-24, SEE FULL DETAILS ON P. 17

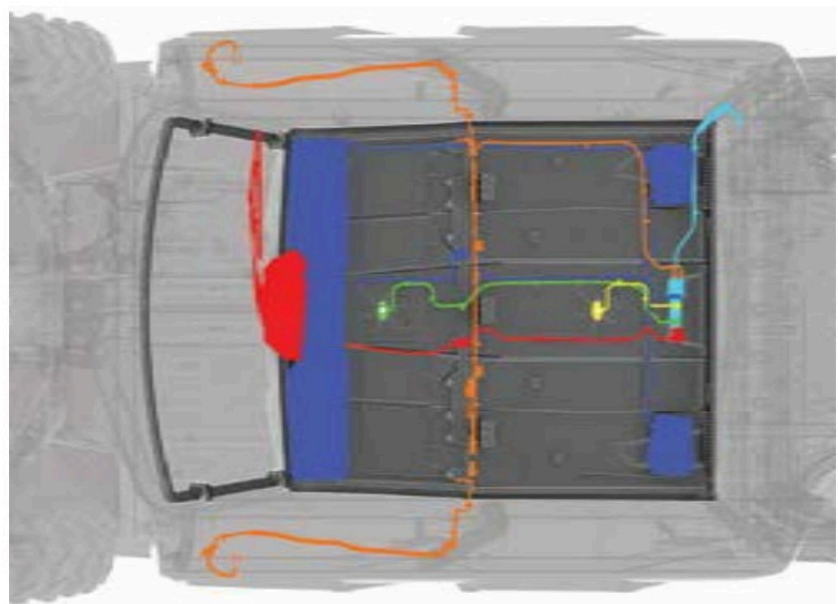
ELECTRICAL ACCESSORIES



ADD ELECTRICAL SYSTEM ACCESSORIES IN 4 EASY STEPS

Polaris PULSE is a revolutionary way to provide additional power locations on your vehicle, and makes adding electrical accessories a snap. Electrical accessories are easier to install, with designated routing areas and plug and play connections.

Look for  to identify Polaris PULSE ready accessories.



CREW XP 1000 POLARIS PULSE WIRING SHOWN

STEP 1

CHOOSE A POLARIS PULSE READY ROOF	1000 XP 1000 XP KINETIC	CREW 1000 XP 1000	SP 570	CREW SP 570
Premium Roof - Poly - Polaris Pursuit Camo	2882913	N/A	N/A	
Premium Roof - Poly - Black	2882912	N/A	N/A	
Sport Roof - Poly - Black	2882911	2889223	2885077	2885078

STEP 2

ADD THE POLARIS PULSE ROOF 6	1000 XP 1000 XP KINETIC	CREW 1000 XP 1000	SP 570	CREW SP 570
Polaris PULSE Roof 6	2882904			
Polaris PULSE Wiring Harness - Crew Extension	N/A	2889185		

STEP 3 ADD ACCESSORIES*

POWER WINDOW DOORS	1000 XP 1000 XP KINETIC	CREW 1000 XP 1000	SP 570	CREW SP 570
Polaris PULSE Wiring Harness - Crew Extension	N/A	2883231	N/A	

WINDSHIELD WIPER & WASHER SYSTEM	1000 XP 1000 XP KINETIC	CREW 1000 XP 1000	SP 570	CREW SP 570
Windshield Wiper & Washer System	2883974		2885083	
Polaris PULSE Wiring Harness - Crew Extension	N/A	2883231	2889185	

WORK LIGHT	1000 XP 1000 XP KINETIC	CREW 1000 XP 1000	SP 570	CREW SP 570
Rear LED Work Light	2889672			
Polaris PULSE Wiring Harness - Crew Extension	N/A	2883231	2889185	

AUDIO: DASH RADIO & VISOR SPEAKERS	1000 XP 1000 XP KINETIC	CREW 1000 XP 1000	SP 570	CREW SP 570
160 Watt, Waterproof AM/FM Bluetooth Audio System***	2882750		N/A	
300 Watt Overhead Audio Visor Speakers***	2882891		N/A	
JBL Dash Audio Kit	N/A		2885081	
Polaris PULSE Wiring Harness - Crew Extension	N/A	2883231	2889185	

AUDIO: VISOR AUDIO + REAR SPEAKERS	1000 XP 1000 XP KINETIC	CREW 1000 XP 1000	SP 570	CREW SP 570
300 Watt AM/FM, Bluetooth Audio Visor with Four 16.5 cm Waterproof Speakers***	2882888		N/A	
Rear Overhead Speakers	2882876		N/A	
JBL Trail Pro 4200 Audio Upgrade Kit	N/A		N/A	
Polaris PULSE Wiring Harness - Crew Extension	N/A	2883231	N/A	

*Add accessories to models without 7" Display Powered by RIDE COMMAND

STEP 4 FINISHING TOUCH

CONCEAL WIRING FOR A FINISHED, COMFORTABLE LOOK	1000 XP 1000 XP KINETIC	CREW 1000 XP 1000	SP 570	CREW SP 570
Premium Roof Liner	2882914	2883457	2885093	2885094

*** The FM frequency range is from 88 to 108 and only on the odds (i.e. 88.1, 88.3, etc.)



ELECTRICAL ACCESSORIES



THE FOLLOWING ACCESSORIES EASILY PLUG INTO THE FACTORY INSTALLED POLARIS PULSE UNDER THE HOOD:

	1000 / XP 1000 / XP KINETIC	SP 570
Heater & Defrost System	P. 22 / 17	P. 46
Horn	P. 24	N/A
Plow Controller	P. 25	P. 47
Audio System	P. 28	P. 46
Light Bars	P. 68	P. 68



POLARIS PULSE UNDERHOOD BUS BAR - 6 POSITION

- If upgrading to more than three accessories attaching to the underhood PULSE location, replace 3-Position Bus Bar with the Polaris PULSE Underhood Bus Bar - 6 Position

» 2884183 1000 ONLY

CREW 1000 '20-24, 1000 '20-24, DIESEL '20-24

POLARIS FRONT PULSE BAR AND HARNESS

- This kit is required to install any electrical accessories on a base RANGER SP 570

» 2889185

SP 570 '22 (STANDARD ON '23-24)

POLARIS PULSE BATTERY TENDER ADAPTER

- Connects your trickle charger to your vehicle

» 2884297

XP 1000 '18-21, CREW XP 1000 '19-24, CREW 1000 '20-24, 1000 '20-24, SP 570 '22-24, CREW SP 570 '22-24, XP KINETIC '23-24, DIESEL '20-24



EASILY ADD LIGHTING

With Polaris PULSE it's easy to add RIGID® and Pro Armor lighting to your RANGER. All LED Light bars listed on pages 68-69 are Polaris PULSE ready, making installation that much easier.

POLARIS PULSE LIGHT BAR WIRING LOCATIONS

Front Bumper Roof - Front Mounted
Roof - Rear Mounted *CREW Roof - Rear Mounted

*Requires Extension

1000 / XP 1000 / XP KINETIC	SP 570
1 LIGHT WITH 1 SWITCH	
<p><small>TOP SELLER</small></p> <p>Polaris PULSE Wiring Harness - 1LED Light Bar 2883230</p> <p>Upper Switch Panel Light Bar Harness** 2889675</p>	<p>Polaris PULSE Wiring Harness - 1LED Light Bar 2889161</p>
2 LIGHTS WITH 1 SWITCH	
<p><small>TOP SELLER</small></p> <p>Polaris PULSE Wiring Harness - 1LED Light Bar 2883230</p> <p>Y-Harness 2879860</p>	N/A
2 LIGHTS WITH 2 SWITCHES	
<p><small>TOP SELLER</small></p> <p>Polaris PULSE Wiring Harness - 1 LED Light Bar (x2) 2883230</p>	<p>Polaris PULSE Wiring Harness - 1LED Light Bar (x2) 2889161</p>
EXTENSIONS FOR CREW	
<p>Polaris PULSE Wiring Harness - 1LED Light Bar - Crew Extension 2883231</p> <p>Upper Switch Panel Light Bar Harness - Extension** 2890067</p>	N/A

TRACKS



PROSPECTOR PRO TRACK MOUNT KIT

- Install this track system mounting hardware in place of tires and wheels. Tracks sold separately.

» 2889425

XP 1000 '21-24, CREW XP 1000 '21, CREW 1000 '20-24, 1000 '21-24, DIESEL '20-24, FITS MODELS WITH NON-HIGH CLEARANCE A-ARMS

» 2889426

XP 1000 '21-24, CREW XP 1000 '21-24, FITS MODELS WITH HIGH CLEARANCE A-ARMS

» 2882783

XP 1000 '18-21, CREW XP 1000 '19-21, CREW 1000 '20-21, 1000 '20-21

» 2880071

CREW 570-4 '15-21, 570 '14-21, 500 '17-24

» 2889196

SP 570 '22-24
REQUIRES PROSPECTOR PRO TRACK (2880758), SOLD SEPARATELY

PROSPECTOR PRO 2.0 TRACK

» 2890034

XP 1000 '18-24, CREW XP 1000 '18-24, CREW 1000 '20-24, 1000 '20-24, DIESEL '20-24

» 2889487

SP 570 '22-24, CREW SP 570 '22-24

PROSPECTOR PRO TRACK

» 2880758


570 '14-21 WITH EPS, CREW 570 '14-21 WITH EPS

» 2880757

CREW 570-4 '14-21, 570 '14-21, 500 '17-24

If using Glacier Pro Plow System with tracks, Track Plow Extension is required (2889267)

For year-round use, Polaris recommends the use of Intake Update Kit (2880673) on any RANGER XP 1000 T7, RANGER XP 1000 CREW '14-18 with tracks installed. To keep intake system working optimally, this kit pre-filters out fine snow and dust.



1 INDUSTRY-FIRST FLEX-TRACK DESIGN

Front-mounted tracks with flexible sides and a slight inward curve allow for stable handling, a more comfortable ride and precise steering over long-distances or extended working hours.

2 HIGH-DENSITY TIRE WITH ADJUSTED SHAPE

With puncture-proof tires that reduce friction and wear, the Prospector Pro 2.0 Tracks delivers trouble-free performance.

Confidently take on bumps and obstacles with 8" high-density tracks.

3 LIGHTWEIGHT POWDER COAT STEEL FRAME

Proven geometry to improve durability and deliver capability in all conditions throughout the life of the tracks.

A lighter frame provides more flotation to stay on top of the snow and allows the tracks to easily shed the elements they encounter.

4 TANDEM STABILIZER

The bolt-on, tandem mid-roller wheel provides a smoother ride by absorbing shocks.

5 BEARING HOUSING

Outer seals and stainless steel sleeves allow stronger bearing durability and greater reliability.

6 WHEEL CAP & SEAL

A fitted wheel cap with bladder effect eliminates water absorption due to temperature variation. Ride in snow or mud without worrying about track maintenance.

COOLERS



MADE FOR RIDERS.
BUILT FOR LIFE.

28, 57 & 99
LITER FEATURES



ComfortCarry
Handles



TravelLock
System



EasyOut
Drain System



NoSlip
Rubber Feet



PolarWall
Insulation



IceLock
Seal

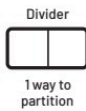


99 LITER

NEW SAGEBRUSH GREEN • 2890707
GRAPHITE • 2883426

ACCESSORIES

WIRE BASKET • 2883648
DIVIDER (1) • 2883468
WHEELS • 2883967



57 LITER

NEW SAGEBRUSH GREEN • 2890706
GRAPHITE • 2883425

ACCESSORIES

WIRE BASKET • 2882185
DIVIDERS (2) • 2882184
SEAT CUSHION • 2882179
WHEELS • 2882180



28 LITER


NEW SAGEBRUSH GREEN • 2890705
GRAPHITE • 2883424

ACCESSORIES

WIRE BASKET • 2882438
DIVIDER (1) • 2882186



ESSENTIAL ACCESSORIES SO YOUR COOLER WORKS AS HARD AS YOU DO



POLARIS
NORTHSTAR
COOLER

COMMON ACCESSORIES

CONNECTED TECHNOLOGY

ELECTRICAL ACCESSORIES

TRACKS

COOLERS

HUNT

WINCHES

PLANS

LIGHTING

WHEELS & TIRES



POLARIS NORTHSTAR COOLERS CAN SURVIVE JUST ABOUT ANYTHING - FROM EXTREME HEAT TO A NASTY TUMBLE OFF A VEHICLE.



14 LITER

/// SAGEBRUSH GREEN • 2890704
GRAPHITE • 2883968



19 LITER
SOFT-SIDED COOLER

GRAPHITE • 2889285



HOLDS ICE
FOR AGES

BECAUSE JUST ANY COOLER
WON'T CUT IT OUT THERE.

You need something rugged and reliable. A cooler purpose built to handle the challenges of the off-road—while keeping your provisions on ice for days on end. Because out here, there are no ice machines, and you just left the last one in your dust. So, load it up. Lock it in. And know your NorthStar cooler is staying put—giving you a few extra days of ice time to enjoy the wild.



TUMBLER



591 mL • 2883393
NOT AVAILABLE IN EUROPE

QUICKSTRAP



LR LOCK STRIDE 2882187
ALL COOLERS AND POLARIS
RANGER CARGO BOXES

HUNT

KOLPIN[®] OUTDOORS

PROTECTING YOUR ESSENTIAL GEAR SINCE 1943

KOLPIN STRONGHOLD SYSTEM

Polaris is proud to partner with Kolpin Outdoors, an industry leader in off-road accessories and the premier name in gun boots and mounts. If you need to secure a firearm while riding, simply attach the auto-latch mount and choose your Gun Boot.

IDEAL FOR SECURE TRANSPORT OF SCOPED RIFLES AND SHOTGUNS.

STEP 1 CHOOSE YOUR MOUNT



STEP 2 CHOOSE YOUR BOOTS



LOCK-RIBBE KOLPIN STRONGHOLD AUTO-LATCH DOUBLE BOOT MOUNT

- Precision angle adjustable for a custom fit
 - Provides a quick and secure attachment point
- » DOUBLE BOOT MOUNT • 2883970
» SINGLE BOOT MOUNT • 2884106



RHINO-RACK - GUN BOOT MOUNT

- Bracket used to mount Kolpin Stronghold Gun Boots to Rhino-Rack systems when paired with Auto-Latch Mount (2884106), sold separately

» 2889327
XP 1000 '18-24, CREW XP 1000 '19-24,
CREW 1000 '20-24, 1000 '20-24, DIESEL '20-24
REQUIRES AUTO-LATCH MOUNT 2884106 TO
MOUNT TO VEHICLE
SEE P. 32 FOR MORE RHINO-RACK PRODUCTS



KOLPIN STRONGHOLD GUN BOOT XL TOP SELLER

- Lockable and TSA approved
- Includes padded, zippered internal protective liner
- 132 cm L x 9.5 cm W x 26.7 cm H

» 2882036
REQUIRES AUTO-LATCH MOUNT 2883970 OR
2884106 TO MOUNT TO VEHICLE

KOLPIN STRONGHOLD GUN BOOT L TOP SELLER

- 132 cm L x 12 cm W x 23.5 cm H

» 2882426
REQUIRES AUTO-LATCH MOUNT 2883970 OR
2884106 TO MOUNT TO VEHICLE

LOCK-RIBBE GUN RACK 6


- Adjustable to store guns at an angle or vertical (shown at angle)
- Holds six rifles or shotguns securely with soft rubber v-grips
- Stock is secured in place with a soft molded rubber inlay along the bottom of the rack
- Rack can be adjusted into three positions based on firearm height

» 2882159
XP 1000 '17-22, CREW XP 1000 '18-22, CREW 570 FULL SIZE
'18-22, CREW 1000 '20-22, 570 FULL SIZE '17-22, 1000 '20-22,
DIESEL '20-24





ADD A REAR WINCH SO YOUR RANGER WORKS HARDER THAN YOU DO
 RANGER 1000 / XP 1000 / DIESEL P. 35
 RANGER SP 570 P. 49



KOLPIN RHINO GRIPS
 IDEAL FOR CARRYING RIFLES,
 SHOTGUNS, BOWS AND CROSSBOWS

LR LOCK & RIDE MAX
RHINO GRIP PRO

- » 2884107
- » REPLACEMENT RUBBER STRAPS (2) • 2884109
- ALL RANGER MODELS (EXCEPT 150 EFI)



LR LOCK & RIDE MAX
RATCHETING RHINO GRIP TOP SELLER

- » 2881575
- ALL RANGER MODELS (EXCEPT 150 EFI)



LR LOCK & RIDE MAX
RHINO GRIP XLR

- » 2889165
- » REPLACEMENT RUBBER STRAPS (2) • 2889204
- ALL RANGER MODELS (EXCEPT 150 EFI)




LR LOCK & RIDE MAX
RHINO GRIP XLR - DOUBLES

- » 2889166
- » REPLACEMENT RUBBER STRAPS (2) • 2889204
- ALL RANGER MODELS (EXCEPT 150 EFI)



All Kolpin Rhino Grips are Lock & Ride MAX / Lock & Ride compatible and come with required mounting hardware.



IN-CAB GUN MOUNT

- Gives you instant gun access in the field
- Mounts securely to the floor and adjusts up to 45° forward
- Robust, molded gun butt holder at base
- Quick-release barrel straps
- Easily removable
- Accommodates scope-equipped rifles

» 2883263

XP 1000 '18-22, CREW XP 1000 '19-22,
 CREW 1000 '20-22, 1000 '20-22, DIESEL '20-24
 NORTHSTAR EDITION REQUIRES 2208023 HWD KIT TO
 INSTALL ON THE 2019 AND NEWER MODELS



POLARIS PURSUIT CAMO SxS FIELD COVER

- Full-coverage camo print cover hides your side-by-side while in the field
- Lightweight material protects your RANGER from inclement weather

» 2882160

XP 1000 '18-24, EV '11-24, 570 FULL SIZE '17-24,
 570 '14-21, SP 570 '22-24, 500 '11-24, 1000 '20-24,
 DIESEL '20-24

Never transport a loaded firearm. Verify firearm is unloaded prior to mounting. Please refer to local laws and regulations regarding the requirements for the legal transport of firearms.


WINCHES

DEPENDABLE. TOUGH. BUILT FOR THE OFF-ROAD.

A Polaris Engineered winch is designed to help you get the job done right, get you on your way faster and prepare you for the unexpected.

WHY POLARIS?

Polaris Off Road vehicles are engineered with designated mounting points and wiring for seamless install of Polaris Engineered winches.



TESTED **1,200+**
PULLS AT MAX LOAD



BUILT TO WITHSTAND
-29° C TEMPERATURES



OPERATES
FULLY SUBMERGED



MILITARY
TESTED & APPROVED



ADD A PLOW P. 54

FEATURES & BENEFITS

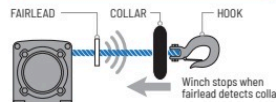
ALL POLARIS ENGINEERED WINCHES COME WITH:

- ✓ INTEGRATED WIRING, MOUNT, PREASSEMBLED
- ✓ HOOK WITH STRAP
- ✓ CUT STEEL GEARS & SEALED DRIVETRAIN
- ✓ SEALED PERMANENT MAGNET MOTOR



Retrieve cable 5x as fast as standard mode on other Polaris winches. Get back to riding or complete your task quicker.

1. Set winch dial to N (Neutral) to manually pull the rope out and secure the hook to your anchor point
2. Set winch dial to L (Low) for maximum pulling power while winching your load
3. Set winch dial to H (High) for retrieving the rope 5x faster with Rapid Rope Recovery



Auto Stop technology protects and extends the life of your winch by automatically stopping the winch at the end of pull to prevent over-spooling. While plowing, it prevents the plow frame from bending by stopping the winch once the plow has been lifted.



With its lightweight, yet extremely strong, design and superior flexibility, this 15.2 m long synthetic rope is easy to handle and can stand up to any tough job.



This convenient remote operates your Polaris winch wirelessly from within 15.2 m of the vehicle. Operate your winch safely outside your vehicle while on the job site or trails.

UPGRADE YOUR CONTROLS

DASH WINCH SWITCH KIT

- Allows user to add a dash switch as an additional means to control winch
- Compatible with all winches and other control methods (wireless/wired)

» 2889050

XP 1000 '18-24, CREW XP 1000 '19-24, CREW 1000 '20-24, 1000 '20-24, XP KINETIC '23-24, DIESEL '20-24

TOP SELLER POWER CONTROLLER

- Control winch/plow hydraulics from shift knob

» 2883247 (SHOWN)

XP 1000 '18-24, CREW XP 1000 '19-24, CREW 1000 '20-24, 1000 '20-24, XP KINETIC '23-24, DIESEL '20-24

REQUIRES WINCH ADAPTER (2884159). SOLD SEPARATELY. WHEN USING A WINCH FOR LIFTING DEVICE



» 2889162

SP 570 '22-24

» 2879227

EV '11-24, CREW 570-4 '14-21, 570 FULL SIZE '17-24, 570 '14-21, 500 '11-24

WIRED REMOTE CONTROL

- Handle and socket both required

» REMOTE HANDLE • 4013466

» SOCKET • 4017102

WORKS WITH 2882714

» SOCKET • 4014228

WORKS WITH 2885095 & 2881669

REPLACEMENT PARTS

SYNTHETIC ROPE

» 2,722 kg
2879188

» 1,588 kg
2879187



STEEL CABLE

» 1,588 kg
2878890



MODEL

XP 1000/CREW XP 1000 '18-24
1000/CREW 1000 '20-24
XP KINETIC '23-24
DIESEL '20-24
NON EPS RANGER 1000 REQUIRES FRONT BUMPER

SP 570/CREW SP 570 '22-24
2-SEAT & CREW MODELS REQUIRE CABLES: 2889185

570 FULL-SIZE/CREW 570 FULL-SIZE '16-24
REQUIRED CABLES: 3-SEAT MODELS: 2881684, CREW MODELS: 2880929



TOP-OF-THE-LINE FEATURES

BEST FOR PLOWING, HEAVY-DUTY OUTDOOR CHORES & TRAIL RIDING



BUILT FOR THE OFF-ROAD

BEST FOR THE CASUAL OFF-ROAD RIDER

PRO PRO HEAVY DUTY SERIES

HD HEAVY DUTY SERIES



NOT AVAILABLE



ADD AUTO STOP TECHNOLOGY

2883454
WORKS WITH 2882714 & 2889275
SYNTHETIC ROPE REQUIRED



2881693
WORKS WITH 2885095 & 2881669
SYNTHETIC ROPE REQUIRED

**AUTO STOP UPGRADE
+ WIRELESS REMOTE**
2890991

WORKS WITH 2889275
SYNTHETIC ROPE REQUIRED



ADD SYNTHETIC ROPE

2879187



2878888



ADD WIRELESS REMOTE

TOP SELLER **2883455**
WORKS WITH 2882714 & 2889275



2879316
WORKS WITH 2885095 & 2881669

**AUTO STOP UPGRADE
+ WIRELESS REMOTE**
2890991
WORKS WITH 2889275
SYNTHETIC ROPE REQUIRED

2,722 kg	2,041 kg	2,041 kg	1,588 kg
2882710	TOP SELLER 2882711	TOP SELLER 2882714 High-Mounted 2889272	TOP SELLER 2885095
	2885096		2881669
	2882238		

PLOWS

GLACIER PRO HD PLOW SYSTEM

HYDRAULIC CONTROL FOR EXTREME SNOW REMOVAL

A robust frame and tough blades, combined with a convenient hydraulic angle system, allow your Glacier Pro HD to move serious snow while you remain comfortable. Thanks to Lock & Ride technology, the Pro HD comes standard with a convenient kickstand attachment to the plow frame, giving you the easiest attachment.

1000 / XP 1000 / XP KINETIC / DIESEL

Choose a Glacier Pro HD Plow System, designed to help you get the most out of your RANGER during snowy months. Select a system based on your plowing needs with premium add-ons including a hydraulic lift system or additional plow accessories.

GLACIER PRO HD PLOW SYSTEM WITH HYDRAULICS & ACCESSORIES

System includes:

- Frame (2889308)
- 183 cm Poly Blade (2879317)
- Hydraulic Angle (2889029)
- Hydraulic Controller (2883247)
- Plow Markers (2872726)
- Back Drag Bar (2889329)
- Plow Extensions (2889328)

» 3880002

XP 1000 '18-24, CREW XP 1000 '19-24, CREW 1000 '20-24, 1000 '20-24, XP KINETIC '23-24, DIESEL '20-24
REQUIRES LIFT METHOD: SEE WINCHES

GLACIER PRO HD PLOW SYSTEM WITH HYDRAULICS

System includes:

- Frame (2889308)
- 183 cm Poly Blade (2879317)
- Hydraulic Angle (2889029)
- Hydraulic Controller (2883247)
- Plow Markers (2872726)

» 3880003

XP 1000 '18-24, CREW XP 1000 '19-24, CREW 1000 '20-24, 1000 '20-24, XP KINETIC '23-24, DIESEL '20-24
REQUIRES LIFT METHOD: SEE WINCHES

GLACIER PRO HD PLOW SYSTEM

System includes:

- Frame (2889308)
- 183 cm Steel Blade (2890334)

» 3880004


XP 1000 '18-24, CREW XP 1000 '19-24, CREW 1000 '20-24, 1000 '20-24, XP KINETIC '23-24, DIESEL '20-24
REQUIRES LIFT METHOD: SEE WINCHES

1000 / XP 1000 / XP KINETIC / DIESEL

183 cm or 213 cm blades*

Choice of poly or steel*

Hydraulic lift & angle system option



BUILD YOUR PLOW SYSTEM	STEP 1 SELECT A MOUNT	STEP 2 SELECT A FRAME	STEP 3 SELECT PLOW CONTROL	STEP 4 SELECT A BLADE
MODELS	MOUNT	FRAME	HYDRAULICS	WINCHES
<p>XP 1000 '18-24 CREW XP 1000 '19-24 1000 '20-24 CREW 1000 '20-24 XP KINETIC '23-24 DIESEL '20-24</p>	<p>Not Required INTEGRATED INTO FACTORY BUMPER</p> <p>NON EPS RANGER 1000 REQUIRES FRONT BUMPER</p>	<p>Frame 2889308</p> <p>Track Extension 2879871</p> <p>Replacement T Shear Pin 2204829</p> <p>Glacier Pro HD Kickstand System 2207382</p>	<p>Hydraulic Lift System 2889058</p> <p>Glacier Pro HD Plow Hydraulic Angle System 2889029</p> <p>TOP SELLER</p> <p>Power Controller 2883247</p> <p>REQUIRED FOR HYDRAULIC COMPONENTS</p>	<p>Polaris Pro HD 2,722 kg Winch 2882710</p> <p>TOP SELLER</p> <p>Polaris Pro HD 2,041 kg Winch 2882711</p> <p>Power Controller Winch Adapter 2884159</p>
				<p>183 cm Poly 2879317</p> <p>TOP SELLER</p> <p>183 cm Steel 2890334</p>

PLOW ACCESSORIES

PLOW BLADE SNOW DEFLECTOR

- » 183 cm • 2858541
- » 168 cm • 2879866
- » 152 cm • 2871808

HEAVY-DUTY SNOW PLOW DEFLECTOR

- » 183 cm • 2884160

QUICK RELEASE SKID SHOES

- Helps prevent blade wear
- Hardened steel for industrial strength
- » 2205223

COIL SPRING SPACER

- Keep the front end of the vehicle up and improve ride quality when using a plow on strut or A-Arm vehicles
- » 2872655

GLACIER 6" PLOW EXTENSIONS

- 6" steel plow extensions that attach to the side of 168 cm and 183 cm Glacier Pro HD plows
- » 2889328

SP 570

GLACIER PRO HD PLOW SYSTEM 570 WITH HYDRAULICS

- System includes:
- Quick Release Hook (2889577)
 - Frame (2880260)
 - 183 cm Steel Blade (2890335)
 - Hydraulic Angle (2889032)
 - Hydraulic Controller (2889162)
 - Plow Markers (2872726)
- » **3880006**
 SP 570 '22-24 & CREW SP 570 '22-24
 REQUIRES LIFT METHOD: SEE WINCHES

GLACIER PRO HD PLOW SYSTEM 570 (NON BASE MODELS)

- System includes:
- Quick Release Hook (2889577)
 - Frame (2880260)
 - 188 cm Poly Blade (2880269)
- » **3880007**
 SP 570 '22-24 & CREW SP 570 '22-24
 REQUIRES LIFT METHOD:
 SEE WINCHES AND HYDRAULIC LIFT OPTION

GLACIER PRO HD PLOW SYSTEM 570 (BASE MODELS ONLY)

- System includes:
- Mount (2889195)
 - Quick Release Hook (2889577)
 - Frame (2880260)
 - 188 cm Poly Blade (2880269)
- » **3880008**
 SP 570 '22-24 & CREW SP 570 '22-24
 REQUIRES LIFT METHOD:
 SEE WINCHES AND HYDRAULIC LIFT OPTION


CHOOSE A PLOW SYSTEM

SP 570 / 570 / 500 / 570 FULL-SIZE

183 cm or 168 cm blades

Choice of poly or steel

Hydraulic angle system option



BUILD YOUR PLOW SYSTEM	STEP 1 SELECT A MOUNT	STEP 2 SELECT A FRAME	STEP 3 SELECT PLOW CONTROL	STEP 4 SELECT A BLADE
MODELS	MOUNT	FRAME	HYDRAULICS	BLADES
570 FULL-SIZE '16-24 CREW 570 FULL-SIZE '16-24 500 '10-24 570 '10-21 CREW 570 '10-21 LI-ION EV '15-24 EV '15-24	Mount & Quick Release Hook 2880261	TOP SELLER Frame 2880260 Frame Extension 2880267 <small>FOR VEHICLES USING TRACK SYSTEM</small>	Glacier Pro HD Plow Hydraulic Angle System 2889032 Power Controller 2879227 <small>NO SHIFTER TO MOUNT CONTROLLER ON EV REQUIRED FOR HYDRAULIC COMPONENTS</small>	Polaris Pro HD 2,041 kg Winch 2882238 TOP SELLER 183 cm Steel 2890335 168 cm Poly 2880269
SP 570 '22-24 CREW SP 570 '22-24 <small>PREMIUM MODELS</small>	Quick Release Hook 2889577 <small>REQUIRED FOR ALL TRIMS MOUNT INTEGRATED INTO FRONT BUMPER</small>	Replacement Shear Pin 2205527	Glacier Pro HD Plow Hydraulic Angle System 2889032 Power Controller 2889162 <small>NO SHIFTER TO MOUNT CONTROLLER ON EV REQUIRED FOR HYDRAULIC COMPONENTS</small>	TOP SELLER 168 cm Steel 2890336
SP 570 '22-24 CREW SP 570 '22-24	Mount 2889195 Quick Release Hook 2889577		Polaris Pro HD 2,041 kg Winch 2885096	

BUILD A PLOW SYSTEM

WEAR BARS

- Protect your plow blade and minimize wear on the actual blade
- » 183 cm STEEL • 2204976
- » 183 cm HD STEEL • 2879875
- » 183 cm UHMWPE • 2890289
- » 168 cm STEEL • 2879867
- » 168 cm HD STEEL • 2879868
- » 152 cm STEEL • 2877243
- » 168 cm UHMWPE • 2890290

PLOW BACK DRAG BAR

- Has a hinged, rear facing cutting edge that improves back dragging performance and allows the bar to float when plowing forward to reduce wear and tear
- » 183 cm • 2889329
- »  152 cm • 2889747

QUICK RELEASE SKID SHOES

- Helps prevent blade wear
- Hardened steel for industrial strength
- » 2208864

PLOW MARKER

- Helps driver monitor plow blade position
- Sold in pairs
- » 2872726

PLOW LINK

- » 2204974

PLOWS

GLACIER[®] HD PLOW SYSTEM

MAKE QUICK WORK OF THE SMALLER JOBS

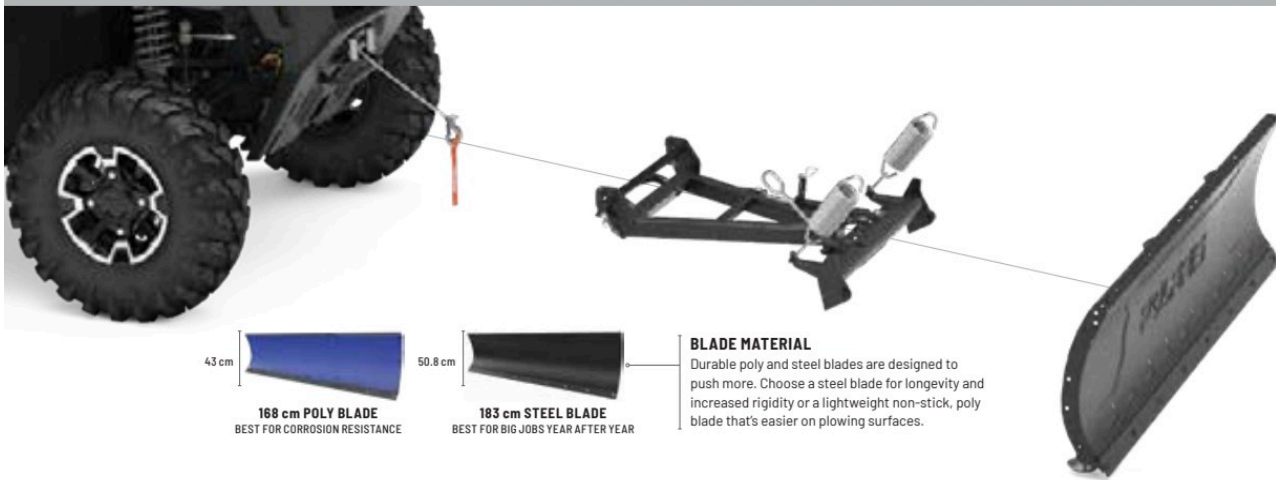
Move some snow with the sturdy and capable Glacier HD plow system, and discover why a major snowfall can be the highlight of your week. With a robust frame, beefy poly and steel blade options, convenient Lock & Ride mounting and dismounting and amazing value, Glacier HD is a great choice in the dead of winter.

3-SEAT & CREW

183 cm or
168 cm blades

Choice of
poly or steel

Manual angle
system standard



43 cm **168 cm POLY BLADE**
BEST FOR CORROSION RESISTANCE

50.8 cm **183 cm STEEL BLADE**
BEST FOR BIG JOBS YEAR AFTER YEAR

BLADE MATERIAL
Durable poly and steel blades are designed to push more. Choose a steel blade for longevity and increased rigidity or a lightweight non-stick, poly blade that's easier on plowing surfaces.

BUILD A PLOW SYSTEM

	STEP 1 SELECT A MOUNT	STEP 2 SELECT A FRAME	STEP 3 SELECT A LIFT METHOD	STEP 4 SELECT A BLADE
MODELS	MOUNT	FRAME	WINCHES	BLADES
XP 1000 '18-24 CREW XP 1000 '19-24 1000 '20-24 CREW 1000 '20-24 XP KINETIC '23-24 DIESEL '20-24 <small>NOT COMPATIBLE WITH 29" OR LARGER TIRES</small>	Not Required <small>INTEGRATED INTO FACTORY BRUSHGUARD</small> <small>NON EPS RANGER 1000 REQUIRES FRONT BUMPER</small>	Frame 2889307 Replacement Shear Pin 2205527	<small>TOP SELLER</small> Polaris HD 2,041 kg Winch 2882714	<small>TOP SELLER</small> 183 cm Steel 2890335 168 cm Poly 2880269 <small>TOP SELLER</small> 168 cm Steel 2890336

BUY A PLOW SYSTEM

GLACIER HD PLOW SYSTEM

- System includes:
- Frame (2889307)
 - 183 cm Steel Blade (2890335)
 - » **3880005**
- XP 1000 '18-24, CREW XP 1000 '19-24,
CREW 1000 '20-24, 1000 '20-24,
XP KINETIC '23-24
REQUIRES LIFT METHOD: SEE WINCHES

PLOW ACCESSORIES

WEAR BARS

- Protect your plow blade and minimize wear on the actual blade
- » 183 cm STEEL • 2204976
- » 183 cm HD STEEL • 2879875
- » 168 cm STEEL • 2879867
- » 168 cm HD STEEL • 2879868
- » 152 cm STEEL • 2877243

PLOW BLADE SNOW DEFLECTOR

- » 183 cm • 2858541
- » 168 cm • 2879866
- » 152 cm • 2871808

HEAVY-DUTY SNOW PLOW DEFLECTOR

- » 183 cm • 2884160

QUICK RELEASE SKID SHOES

- Helps prevent blade wear
- Hardened steel for industrial strength
- » 2208864



2-SEAT & CREW 570 FULL-SIZE & CREW

168 cm blades

Choice of poly or steel



168 cm POLY BLADE
BEST FOR CORROSION RESISTANCE



168 cm STEEL BLADE
BEST FOR BIG JOBS YEAR AFTER YEAR

BUILD A PLOW SYSTEM

	STEP 1 SELECT A MOUNT	STEP 2 SELECT A FRAME	STEP 3 SELECT A LIFT METHOD	STEP 4 SELECT A BLADE
MODELS	MOUNT	FRAME	WINCHES	BLADES
570 FULL-SIZE '16-24 CREW 570 FULL-SIZE '16-24 500/ETX '10-24 570 '10-21 CREW 570 '10-21 LI-ION EV '15-24 EV '15-24	Mount 2879105	Frame 2889307	TOP SELLER Polaris HD 1,588 kg Winch 2881669	168 cm Poly 2880269
SP 570 '22-24 CREW SP 570 '22-24	Mount 2889195 <small>NOT REQUIRED ON PREMIUM MODELS</small>	Replacement Shear Pin 2205527	Polaris Pro HD 2,041 kg Winch 2885096	TOP SELLER 168 cm Steel 2890336

BUY A PLOW SYSTEM

GLACIER HD PLOW SYSTEM 570

- System includes:
- Frame (2889307)
 - 168 cm Steel Blade (2890336)
- » 3880009
 SP 570 '22-24 & CREW SP 570 '22-24
 REQUIRES LIFT METHOD: SEE WINCHES

COIL SPRING SPACER

- Keep the front end of the vehicle up and improve ride quality when using a plow on strut or A-Arm vehicles
- » 2872655

QUICK RELEASE SKID SHOES

- Helps prevent blade wear
 - Hardened steel for industrial strength
- » 2208864

PLOW MARKER

- Helps driver monitor plow blade position
 - Sold in pairs
- » 2872726

GLACIER PLOW LINK

- » 2204974



POLARIS ENGINEERED ADVANTAGES

MOUNTS PERFECTLY
Designed for your Polaris Engineered bumper, roof or other mounting point

ADVANCED TECH

RIGID lights are driven by Aluminum PCB Smart Boards, 6063-T5 aircraft aluminum extruded housings and Tiger Drylac UV protection polyester powdercoating.

EXCLUSIVE OPTICS

RIGID lights feature impact-resistant polycarbonate lenses for a 100% water/dustproof seal.

LIGHT BAR TYPES



SR-SERIES PRO

Sleek, powerful, low-profile (under 5 cm tall). Lights extreme distances with low energy usage.

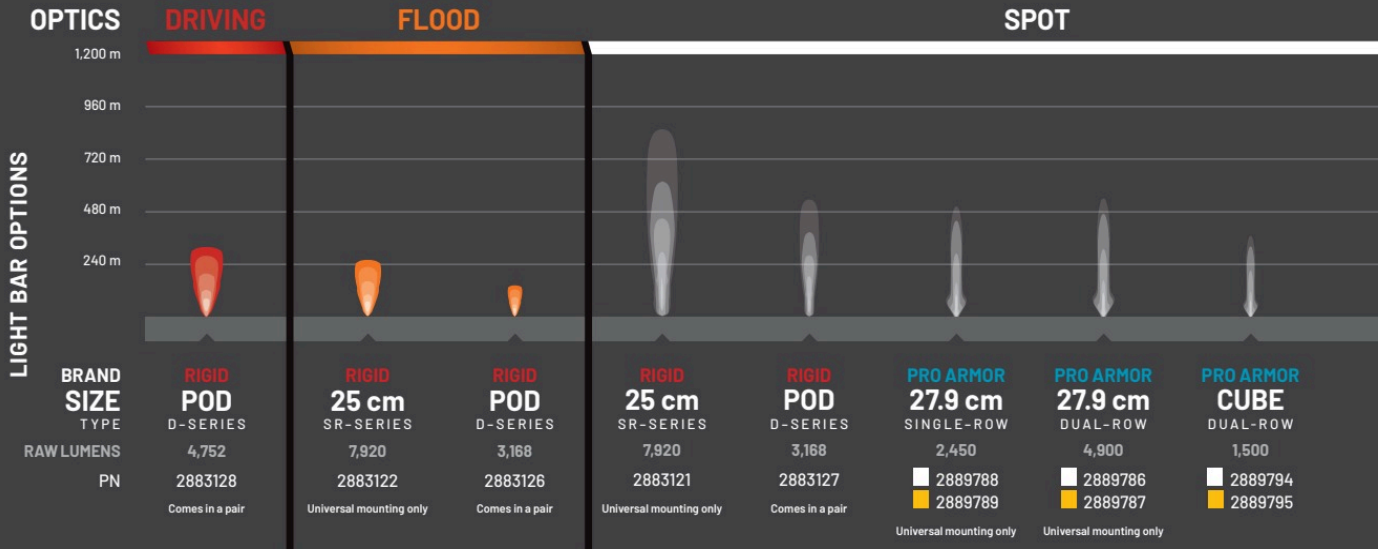
Available in 25 cm & 81 cm



D-SERIES PRO

Compact to fit almost anywhere with high output and low energy usage.

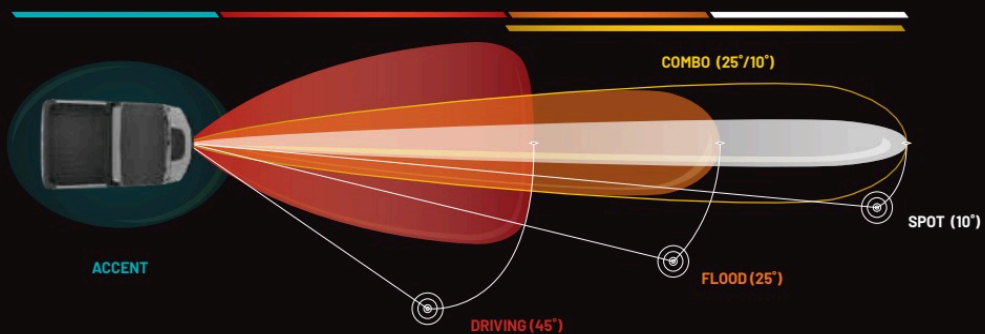
Available in Driving, Flood & Spot



BUILD YOUR VISION

Consider the optics, angle and how you will use your vehicle to choose the right light or set of lights.

OPTICS LIGHT ANGLE	ACCENT	DRIVING (45°)	FLOOD (25°)	SPOT (10°)	COMBO (25°/10°)
DRIVING SPEED	All	Slow to medium	Slow to medium	High	All
BEAM	Diffused glow	Extra-wide	Wide/shorter	Concentrated/long	Inner spot & outer flood
RECOMMENDED MOUNTING	Low/wheel well	All points	Low/rear	High points	All points
TERRAIN & RIDING STYLE	Added style & personalization in any terrain	All riding & utility	Wide-open terrain or trails & utility	Trail & tight conditions	All riding & utility



MAX PERFORMANCE
Validated to work as hard as your machine does

DOESN'T OVERTAX
Trust it to work when you need it to



RUGGED CONSTRUCTION

Pro Armor lights are designed to be big and beefy with an aggressive style all their own, and housed in IP67 marine-grade rated UV polyester powdercoating.

MASSIVELY BRIGHT

Pro Armor builds bright lights designed for any riding experience. All that power is directed through heat dissipating aluminum for streamlined heat management.



DUAL-ROW LED

The most spread and farthest illumination downrange. Easy to mount.

Available in 27.9 cm & 78.7 cm



SINGLE-ROW LED

Powerful, compact, low-profile light bars with sleek look.

Available in 27.9 cm, 50.8 cm, 84 cm & 102 cm



CUBE LED

Small size allows mounting in strategic locations for added lighting.

Available in Spot

COMBO

OPTICS



RIGID
81 cm
SR-SERIES
20,064
2884299



RIGID
25 cm
SR-SERIES
7,920
2883123

Universal mounting only



PRO ARMOR
102 cm
SINGLE-ROW
7,600
2889793



PRO ARMOR
84 cm
SINGLE-ROW
7,500
2889791



PRO ARMOR
78.7 cm
DUAL-ROW
13,500
2889790



PRO ARMOR
50.8 cm
SINGLE-ROW
4,700
2889792

1,200 m
960 m
720 m
480 m
240 m

BRAND SIZE
TYPE
RAW LUMENS
PN

ADD A HARNESS TO MOUNT YOUR LIGHTS

MODELS	LIGHT BAR SET-UPS	
	1 LIGHT IN 1 LOCATION ON 1 SWITCH	2 LIGHTS IN 2 LOCATIONS ON 1 SWITCH
EV 15-24 CREW 570-4 15-21 CREW 570 FULL SIZE 18-24 570 FULL SIZE 17-24 570 15-21 500 17-24	<p>TOP SELLER</p> <p>LIGHT BAR HARNESS 2882209</p> <p>UPPER SWITCH PANEL LIGHT BAR HARNESS* 2889675</p> <p>⚠ REQUIRES BATTERY CONNECTION CABLE</p>	<p>TOP SELLER</p> <p>LIGHT BAR HARNESS 2882209</p> <p>Y-HARNESS 2879860</p> <p>⚠ REQUIRES BATTERY CONNECTION CABLE</p>
SP 570 22-24 NON-PREMIUM AND NON-NORTHSTAR MODELS REQUIRE BATTERY CONNECTION CABLE	SEE P. 54 FOR WIRING CONNECTIONS	
XP 1000 18-21 CREW XP 1000 19-21 1000 20-21 CREW 1000 20-21 XP KINETIC 23-24 DIESEL 20-24		

BATTERY CONNECTION CABLES

3-SEAT & CREW

- » 3-SEAT • 2879388
XP 1000 17
- » CREW • 2879685
CREW XP 1000 17-18

2-SEAT & CREW

- » **TOP SELLER** 2-SEAT • 2879990
EV 15-24, 570 15-21, 500 17-24
- » CREW • 2880929
CREW 570-4 15-21
- » 570 • 2881684
EV 15-24, 570 15-21, 500 17-24
- » SP 570 • 2889185
SP 570 SPORT 22-24,
CREW SP 570 SPORT 22-24

1 LED LIGHT BAR WIRING HARNESS - REAR FACING CREW EXTENSION

- For installing rear facing light on Crew models
- » 2883854
XP 1000 20-24, CREW XP 1000 19-24,
CREW 1000 20-24
TO BE USED WITH LIGHT BAR HARNESS (2889675)

LIGHT BAR MOUNT

- Optional cast mount for added style
- Compatible with all Pro Armor light bars
- » 2890053

ADD ADDITIONAL EXTERNAL LIGHTING P. 24

COMMON ACCESSORIES

CONNECTED TECHNOLOGY

ELECTRICAL ACCESSORIES

TRACKS

COOLERS

HUNT

WINCHES

PLOWS

LIGHTING

WHEELS & TIRES

WHEELS & TIRES



KNOW YOUR TIRES

DIMENSIONS			USAGE	TREAD DEPTH	TIRE WEIGHT	PLY RATING	SIDEWALL BELTS	LOAD RATING
29" x 11" R14 Part Number			FRONT/ REAR	16 mm	16 kg	8	3	599 kg
TIRE HEIGHT	TIRE WIDTH	WHEEL DIAMETER	Where can you use the tire	Deeper treads have more grip in all conditions	A lighter tire makes for improved vehicle performance	Indicates tire puncture-resistance	Increase your resistance to sidewall punctures	How much weight can the tire handle

WAYS TO SHOP >>>

TIRES BY SIZE



26"	27"	28"	29"
ATTACK	HARVESTER	ATTACK 2.0	DUAL-THREAT
DUAL-THREAT	MUD XC	CRAWLER XG	HD-K
HARVESTER	PRESERVE	CRAWLER XR	MUD XC
PRESERVE	TREKKER	HARVESTER	TREKKER
TREKKER	X TERRAIN		X TERRAIN
XD-K			

SUPERIOR PERFORMANCE & DURABILITY

LIFELONG PERFORMANCE

- Every tire is designed and constructed with longevity in mind
- 3,000+ mile rated (4,828 kilometers)

PREMIUM PROTECTION

- Pro Armor makes tires with extra protection exactly where it's needed most – the sidewall
- Triple-belted sidewalls keep your tires more resistant so you can keep going

TOUGH TIRES

- Higher ply ratings mean added protection
- Pro Armor builds 8 or 10-ply rated tires for higher puncture-resistance

KNOW YOUR TERRAIN



- Tread patterns optimized for extreme traction
- Ideal for both hard pack & loose trail



- Provides traction & durability
- Performs in hard sand, jagged rocks or any extreme terrain



- Flexible "grippy" tread
- Aggressive side bite



- Extra deep treads
- Self-cleaning lugs



- Triple-belted sidewalls to resist puncture
- Purpose-built, long lasting tread patterns



- Handles extreme cold
- Holds shape & provides traction

KNOW YOUR WHEELS

STEP 1: SELECT YOUR SERIES

4 = 40-SERIES 5 = 50-SERIES

STEP 2: CHOOSE YOUR LOAD RATING

1 = <362.9 kg 2 = 363 - 589.7 kg 3 = 590 - 726+ kg

STEP 3: PICK YOUR STYLE

OFFSET / BEADLOCK / COLOR

INCREASE OFFSET FROM STOCK = NARROWER STANCE
DECREASE OFFSET FROM STOCK = WIDER STANCE

TIRES BY TERRAIN

TRAIL	ROCK	DESERT	MUD	UTILITY	SNOW
ATTACK	ATTACK 2.0	ATTACK	MUD XC	HARVESTER	ATTACK
ATTACK 2.0	CRAWLER XG	ATTACK 2.0		HD-K	ATTACK 2.0
CRAWLER XG	CRAWLER XR	CRAWLER XG		PRESERVE	HARVESTER
CRAWLER XR	DUAL-THREAT	CRAWLER XR		TREKKER	HD-K
DUAL-THREAT		DUAL-THREAT		XD-K	XD-K
HARVESTER				X TERRAIN	
HD-K					
MUD XC					
PRESERVE					
TREKKER					
XD-K					
X TERRAIN					

WHEELS BY SIZE

14"	15"
40-SERIES (20 TIRE OPTIONS)	50-SERIES (2 TIRE OPTIONS)
4201	5201
4202	5202
4203 BEADLOCK	5203 BEADLOCK
4204	5204
4205	5301 BEADLOCK
4301 BEADLOCK	
HD DUAL BEADLOCK	

TIRES

PICKING THE RIGHT UTILITY TIRE

UTILITY FEATURE	X TERRAIN	PRESERVE	HARVESTER	XD-K	HD-K
8,047 Kilometer Rated Long life and performance	X	X	X		
10-Ply Rated Higher ply ratings means added protection		X	X	X	X
Low Impact Tread Easy on soil		X			
Heavy-Duty Tread Aggressive tread pattern for all day work on farms or ranches	X		X	X	X
Turf-Friendly Easy on grass and farm yard	X	X	X		
Aramid Fiber Belt 5x times stronger than steel and lighter				X	X
Size Options For exactly how you want to use your machine	27", 29"	26", 27"	26", 27", 28" 30", 32"	26"	29"



FRONT/REAR

X TERRAIN - E-MARKED

- Built to perform through the toughest obstacles on any trail
- Durability-driven design to provide a comfortable, confident ride
- 8-ply, triple-belted ballistic sidewalls resist punctures

			TREAD DEPTH	TIRE WEIGHT	PLY RATING	SIDEWALL BELTS	LOAD RATING
14"	27" x 9" R14 5418071	FRONT	16 mm	12 kg	8	3	365 kg
14"	27" x 11" R14 5418072	REAR		14 kg			438 kg
14"	29" x 9" R14 5418069	FRONT		14 kg			499 kg
14"	29" x 11" R14 5418070	REAR		16 kg			599 kg



WHEEL SIZE

14"



FRONT/REAR

PRO ARMOR PRESERVE

- Turf-friendly for areas where low-impact from tire tread is needed
- Rounded profile and special tread pattern to limit footprint

			TREAD DEPTH	TIRE WEIGHT	PLY RATING	SIDEWALL BELTS	LOAD RATING
12"	26" x 8" R12 5416403	FRONT	16 mm	11 kg	10	3	388 kg
12"	26" x 10" R12 5416402	REAR		13 kg			599 kg
14"	27" x 10" R14 5416348	FRONT/ REAR		13 kg			599 kg



WHEEL SIZE

12"

14"



FRONT/REAR

PRO ARMOR HARVESTER

- All-around work horse with tread life of 8,047 km
- Tread pattern designed to withstand anything from the farmyard to the pastures and the trail
- With 10-ply, it can carry the load day in and day out

			TREAD DEPTH	TIRE WEIGHT	PLY RATING	SIDEWALL BELTS	LOAD RATING
12	26" × 8" R12 5416396	FRONT	16 mm	11 kg	10	3	388 kg
12	26" × 10" R12 5415966	REAR		15 kg			615 kg
14	27" × 10" R14 5415965	FRONT/ REAR		15 kg			599 kg
14	28" × 10" R14 5416347	FRONT/ REAR		15 kg			630 kg



WHEEL SIZE

12" 14"



FRONT/REAR

PRO ARMOR XD-K

- 26" Aramid fiber-belted tire to tackle any terrain
- Unique full-face tread design
- Harder durometer lugs promotes extended wear, increasing tire life

			TREAD DEPTH	TIRE WEIGHT	PLY RATING	SIDEWALL BELTS	LOAD RATING
12	26" × 9" R12 5415756	FRONT	31.7 mm	13 kg	10	3/1 Aramid Fiber Belt	388 kg
12	26" × 11" R12 5415757	REAR		15 kg			499 kg



WHEEL SIZE

12"



FRONT/REAR

PRO ARMOR HD-K

- Designed to provide a smooth ride and aggressive traction in all riding terrains
- Triple-belted sidewall provides extreme protection and extends the tire life
- Quad belt tread core offers superior protection and longer tread life

			TREAD DEPTH	TIRE WEIGHT	PLY RATING	SIDEWALL BELTS	LOAD RATING
14	29" × 10" R14 5417507	FRONT/ REAR	31.75 mm	18 kg	10	3/1 Aramid	598 kg



WHEEL SIZE

14"

TIRES



FRONT/REAR

PRO ARMOR CRAWLER XR

- Premium grip for all terrains, from the trail to the rocks
- Square block profile for even surface contact
- A tougher durometer than the XG to take on the toughest the trail has to offer

		TREAD DEPTH	TIRE WEIGHT	PLY RATING	SIDEWALL BELTS	LOAD RATING	
14"	28" x 10" R14 5415536	FRONT/ REAR	16 mm	15 kg	8	3	517 kg



WHEEL SIZE

14"



FRONT/REAR

PRO ARMOR CRAWLER XG

- Built to crawl over all obstacles, both large and small
- A soft, sticky compound makes this tire ideal for both rock crawling and desert running
- 8-ply, triple-belted ballistic sidewalls resist punctures

		TREAD DEPTH	TIRE WEIGHT	PLY RATING	SIDEWALL BELTS	LOAD RATING	
15"	28" x 10" R15 5416346	FRONT/ REAR	20 mm	15 kg	8	3	499 kg



WHEEL SIZE

15"

WHAT CRAWLER ARE YOU?



XR

SINGLE DUROMETER

- Smaller lug height and single durometer gives this high-speed tire added rigidity and lateral stability when cornering
- Unique lug design excels in hard-pack, fast terrain



XG

DUAL-DUROMETER

- Taller lug height and dual-durometer construction
- Perfect balance between high-speed performance, durability and flex in order to grip slick rock



COMMON ACCESSORIES

CONNECTED TECHNOLOGY

ELECTRICAL ACCESSORIES

TRACKS

COOLERS

HUNT

WINCHES

PLOWS

LIGHTING

WHEELS & TIRES



For off-road use only.
Please check fitment with your dealer.

TIRES



FRONT/REAR

PRO ARMOR ATTACK

- The best all-purpose tire for all-season traction in any terrain
- Unique, full-face tread design
- Harder durometer lugs promote extended wear, increasing tire life
- Wider spaced lugs provide more grip in softer terrain

			TREAD DEPTH	TIRE WEIGHT	PLY RATING	SIDEWALL BELTS	LOAD RATING
14"	26" x 9" R14 5415613	FRONT	23 mm	13 kg	8	3	413 kg
14"	26" x 11" R14 5415614	REAR		15 kg			599 kg



WHEEL SIZE

14"



FRONT/REAR

PRO ARMOR ATTACK 2.0

- Engineered for excellent hard pack performance
- Dual-compound technology and radial construction offer performance in all terrains
- Tight tread pattern for quieter ride

			TREAD DEPTH	TIRE WEIGHT	PLY RATING	SIDEWALL BELTS	LOAD RATING
15"	28" x 10" R15 5416344	FRONT/REAR	25 mm	15 kg	10	3	499 kg



WHEEL SIZE

15"

TIGHTER TREAD PATTERN

Better traction in hard pack

DUAL-DUROMETER LUG

Increased grip & traction in rough terrain, smoother ride in all terrain

10-PLY RATED

Increased durability

LARGER SIZE OFFERING IN 28"

More ground clearance & trail traction



FRONT/REAR

PRO ARMOR TREKKER

- Specialized tread design provides a quiet ride
- Graduated lug depth maximizes the contact patch for ultimate predictability
- 8-ply, triple belted nylon construction


			TREAD DEPTH	TIRE WEIGHT	PLY RATING	SIDEWALL BELTS	LOAD RATING
12"	26" x 10" R12 5418673	FRONT/REAR	11-17 mm graduated	13 kg	8	3	463 kg
14"	27" x 10" R14 5418674			13 kg			490 kg
14"	29" x 10" R14 5418675			15 kg			547 kg



WHEEL SIZE

12"

14"



FRONT/REAR

PRO ARMOR MUD XC

- Designed as the perfect mud-trail crossover for a smooth ride on the trail and aggressive traction in the mud
- Dual-compound technology with harder durometer lugs promote extended wear, increasing tire life
- 10-ply construction means added protection in the toughest terrain

			TREAD DEPTH	TIRE WEIGHT	PLY RATING	SIDEWALL BELTS	LOAD RATING
14"	27" x 9" R14 5416947	FRONT	30 mm	14 kg	10	3	531 kg
16"	27" x 11" R14 5416948	REAR		15 kg			599 kg
14"	29" x 10" R14 5416946	FRONT/REAR		18 kg			630 kg



WHEEL SIZE

14"

DUAL-COMPOUND = MORE GRIP + LONGER LIFE

Firmer Durometer Rubber = Longer Life



Softer Durometer Rubber = More Grip



FRONT/REAR

PRO ARMOR DUAL-THREAT

- Dual-compound technology and radial construction offer performance in all terrains
- Softer durometer rubber on outer edge for overall superior grip and feel
- Harder durometer rubber in the middle for increased traction during acceleration and longer tread life

			TREAD DEPTH	TIRE WEIGHT	PLY RATING	SIDEWALL BELTS	LOAD RATING
14"	26" x 9" R14 5416340	FRONT	16 mm	12 kg	10	3	413 kg
14"	26" x 11" R14 5416341	REAR		14 kg			504 kg
14"	29" x 9" R14 5416342	FRONT		14 kg			504 kg
14"	29" x 11" R14 5416343	REAR		16 kg			599 kg



WHEEL SIZE

14"

For off-road use only. Please check fitment with your dealer.

WHEELS



BEADLOCK REQUIRED



BEADLOCK INCLUDED

15"

50-SERIES

A 5201

	WEIGHT: 7.8 kg	LOAD RATING: 590 kg	OFFSET: +4
ACCENT	FRONT/REAR	15" x 7"	1523184-266
MATTE BLACK	FRONT/REAR	15" x 7"	1523184-458

B 5202

	WEIGHT: 8.1 kg	LOAD RATING: 590 kg	OFFSET: +4
ACCENT	FRONT/REAR	15" x 7"	1523102-266
MATTE BLACK	FRONT/REAR	15" x 7"	1523102-458

C 5203 BEADLOCK

	WEIGHT: 7.3 kg	LOAD RATING: 590 kg	OFFSET: +38
MATTE BLACK	FRONT/REAR	15" x 7"	1522435-458

D 5204

	WEIGHT: 6.1 kg	LOAD RATING: 590 kg	OFFSET: +55
MATTE BLACK	FRONT/REAR	15" x 7"	1522550-458

E 5301 BEADLOCK

	WEIGHT: 7.7 kg	LOAD RATING: 726 kg	OFFSET: +38
ACCENT	FRONT/REAR	15" x 7"	1523282
MATTE BLACK	FRONT/REAR	15" x 7"	1523266

⊙ LUG NUTS REQUIRED P. 81

KNOW YOUR WHEELS

STEP 1: SELECT YOUR SERIES

4 = 40-SERIES 5 = 50-SERIES

STEP 2: CHOOSE YOUR LOAD RATING

1 = <362.9 kg 2 = 363 - 589.7 kg 3 = 590 - 726+ kg

STEP 3: PICK YOUR STYLE

OFFSET / BEADLOCK / COLOR

INCREASE OFFSET FROM STOCK = NARROWER STANCE
DECREASE OFFSET FROM STOCK = WIDER STANCE



BEADLOCK REQUIRED

BEADLOCK INCLUDED

INNER AND OUTER BEADLOCK INCLUDED

14"

40-SERIES

F 4201 ○

	FRONT	WEIGHT:	5.9 kg	LOAD RATING:	408 kg	OFFSET:	+9
REAR		WEIGHT:	6.4 kg	LOAD RATING:	590 kg	OFFSET:	+9
ACCENT	FRONT	14" × 7"		1522956-266			
	REAR	14" × 8"		1522957-266			
MATTE BLACK	FRONT	14" × 7"		1522956-458			
	REAR	14" × 8"		1522957-458			

G 4202 ○

	FRONT	WEIGHT:	5.8 kg	LOAD RATING:	408 kg	OFFSET:	+4
REAR		WEIGHT:	6.1 kg <td>LOAD RATING:</td> <td>590 kg <td>OFFSET:</td> <td>-9</td> </td>	LOAD RATING:	590 kg <td>OFFSET:</td> <td>-9</td>	OFFSET:	-9
ACCENT	FRONT	14" × 7"		1522544-266			
	REAR	14" × 8"		1522545-266			
MATTE BLACK	FRONT	14" × 7"		1522544-458			
	REAR	14" × 8"		1522545-458			

H 4203 BEADLOCK ○ ○

	FRONT	WEIGHT:	5.9 kg	LOAD RATING:	408 kg	OFFSET:	+4
REAR		WEIGHT:	6.6 kg <td>LOAD RATING:</td> <td>590 kg <td>OFFSET:</td> <td>-9</td> </td>	LOAD RATING:	590 kg <td>OFFSET:</td> <td>-9</td>	OFFSET:	-9
MATTE BLACK	FRONT	14" × 7"		1522238-458			
	REAR	14" × 8"		1522239-458			

I 4204 ○

	FRONT	WEIGHT:	5.9 kg	LOAD RATING:	408 kg	OFFSET:	+4
REAR		WEIGHT:	6.4 kg <td>LOAD RATING:</td> <td>590 kg <td>OFFSET:</td> <td>-9</td> </td>	LOAD RATING:	590 kg <td>OFFSET:</td> <td>-9</td>	OFFSET:	-9
ACCENT	FRONT	14" × 7"		1522546-266			
	REAR	14" × 8"		1522547-266			
MATTE BLACK	FRONT	14" × 7"		1522546-458			
	REAR	14" × 8"		1522547-458			

J 4205 ○

	FRONT	WEIGHT:	4.8 kg	LOAD RATING:	408 kg	OFFSET:	+4
REAR		WEIGHT:	5.7 kg <td>LOAD RATING:</td> <td>590 kg <td>OFFSET:</td> <td>-9</td> </td>	LOAD RATING:	590 kg <td>OFFSET:</td> <td>-9</td>	OFFSET:	-9
MATTE BLACK	FRONT	14" × 7"		1521507-521			
	REAR	14" × 8"		1521508-521			
LUSTER	FRONT	14" × 7"		1521507-410			
	REAR	14" × 8"		1521508-410			

K 4301 BEADLOCK


	FRONT/REAR	WEIGHT:	7.3 kg	LOAD RATING:	729 kg	OFFSET:	+38
ACCENT	FRONT/REAR	14" × 7"		1523284			
MATTE BLACK	FRONT/REAR	14" × 7"		1523283			

L HD DUAL BEADLOCK

	FRONT/REAR	WEIGHT:	18.1 kg	LOAD RATING:	725.7 kg	OFFSET:	+38
MATTE BLACK	FRONT/REAR	14" × 7"		1524022-458			

FORGED BEADLOCK RINGS

○ BEADLOCK REQUIRED



14" FORGED BEADLOCK RINGS

- A MACHINED 1522244-266**
ONLY USED ON 4203 BEADLOCK & HD DUAL BEADLOCK
SOLD INDIVIDUALLY
- B MATTE BLACK 1523146-458**
ONLY USED ON 4301 BEADLOCK & HD DUAL BEADLOCK
SOLD INDIVIDUALLY

15" FORGED BEADLOCK RINGS

- A MACHINED 1522240-266**
ONLY USED ON 5203 BEADLOCK
SOLD INDIVIDUALLY
- B MATTE BLACK 1523147-458**
ONLY USED ON 5301 BEADLOCK
SOLD INDIVIDUALLY

HD PARTS
P. 90

KNOW YOUR TERRAIN



- Tread patterns optimized for extreme traction
- Ideal for both hard pack and loose trail



- Flexible "grippy" tread
- Aggressive side bite



- Provides traction and durability
- Built to perform in hard sand, jagged rocks or any other extreme terrain

WHEEL & TIRE SETS

14" 40-SERIES	UTILITY			DESERT/ROCK	MUD/TRAIL	
	HARVESTER		PRESERVE	CRAWLER XR	MUD XC	
	27"	28"	27"	28"	27"	29"
4201 ○ ACCENT	2882388	2883225	2883208	2882394	2884272	2884265
4201 ○ MATTE BLACK	2882389	2883226	2883209	2882395	2884273	2884266
4202 ○ ACCENT	2882383	2883220	2883203	2881343	2884267	2884260
4202 ○ MATTE BLACK	2882384	2883221	2883204	2881344	2884268	2884261
4203 BEADLOCK MATTE BLACK BEADLOCKS SOLD SEPARATELY				2881386		
4204 ACCENT	2882385	2883222	2883205	2881355	2884270	2884263
4204 ○ MATTE BLACK	2882386	2883223		2881356	2884271	2884264
4205 ○ LUSTER				2881371		
4205 ○ MATTE BLACK	2882387	2883224	2883207	2881372	2884269	2884262
4301 BEADLOCK ○ ACCENT BEADLOCKS PRE-MOUNTED				2883213		
4301 BEADLOCK MATTE BLACK BEADLOCKS PRE-MOUNTED				2883212		

15" 50-SERIES	TRAIL	DESERT/ROCK
	ATTACK 2.0 28"	CRAWLER XG 28"
5201 ACCENT	2883160	2883188
5201 MATTE BLACK	2883159	2883187
5202 ACCENT	2883158	2883186
5202 MATTE BLACK	2883157	2883185
5203 BEADLOCK ACCENT BEADLOCKS SOLD SEPARATELY	2883154	2883182
5204 MATTE BLACK	2883155	2883183
5301 BEADLOCK ○ ACCENT BEADLOCKS PRE-MOUNTED	2883162	2883190
5301 BEADLOCK MATTE BLACK BEADLOCKS PRE-MOUNTED	2883161	2883189

REPLACEMENT CAPS

POLARIS CAPS

HD MATTE BLACK	ALL WHEELS	5457498-458
--------------------------	------------	-------------

PRO ARMOR CAPS

LUSTER	ALL WHEELS EXCEPT 5204 & 5203 BEADLOCK	5453209-410
MATTE BLACK		5453209-458
MATTE BLACK	5204	1523063-458
LUSTER	5203 BEADLOCK	1523015-410
MATTE BLACK		1523015-458



- Extra deep treads
- Self-cleaning lugs



- Triple-belted sidewalls to resist puncture
- Purpose-built, long lasting tread patterns



- Handles extreme cold
- Holds shape and provides traction

BACKCOUNTRY/TRAIL

	ATTACK 26"	DUAL-THREAT		NEW TREKKER		X TERRAIN	
	26"	26"	29"	27"	29"	27"	29"
	2882390	2883138	2883146			2889966	2889976
	2882391	2883139	2883147			2889967	2889977
	2881335	2883140	2883148	2890907	2890906	2889968	2889978
	2881336	2883141	2883149	2890905	2890904	2889969	2889979
	2881381					2889972	2889982
	2881347	2883142	2883150			2889973	2889983
	2881348	2883143	2883151			2889974	2889984
	2881359						
	2881360	2883144	2883152			2889975	2889985
		2883217	2883219			2889970	2889980
						2889971	2889981

LUG NUTS

LUG NUTS REQUIRED

12MM x 1.5 SPLINED LUG NUTS

16 LUG NUTS
WITH WRENCH

2879332

4 LUG NUTS
WITHOUT WRENCH

2879331

SPLINED
LUG WRENCH

2204966



3/8" - 24 HEX LUG NUTS

16 HEX LUG NUTS


2877409

4 HEX LUG NUTS

2876754

2 WAYS TO
PURCHASEINDIVIDUAL WHEELS & TIRES
- OR -
COMPLETE SETS AS LISTED

Exclusively at Polaris Authorized Dealers



MAINTENANCE & GARAGE

FACTORY APPROVED. Every Polaris vehicle has been engineered and manufactured to deliver performance. Keep it that way by using the same lubricants, cleaners and service parts our factory-trained technicians use.

POLARIS
ENGINEERED

MAINTENANCE & GARAGE

MAINTENANCE

OIL & LUBRICANTS

MAINTENANCE
FLUIDS

HD PARTS

SERVICE PARTS

CLEANERS
& TRAILERING



FOR THE LIFE OF YOUR RIDE

PUSH THE LIMITS WITHOUT SACRIFICING STRENGTH, LONGEVITY AND DURABILITY.
Polaris parts are engineered specifically for your machine, to ensure you get the most out of each ride.

MAINTENANCE TIP

BREAK-IN PERIOD

The break-in period for your new RANGER is the first 25 hours of operation, or the time it takes to use the first two tanks of fuel. No single action on your part is as important as a proper break-in period. Careful treatment of a new engine will result in more efficient performance and longer life for the engine.

NOTICE: Excessive heat build-up during the first three hours of operation will damage close-fitted engine parts. Do not operate at full throttle or high speeds for extended periods during the first three hours of use.

AIR FILTER

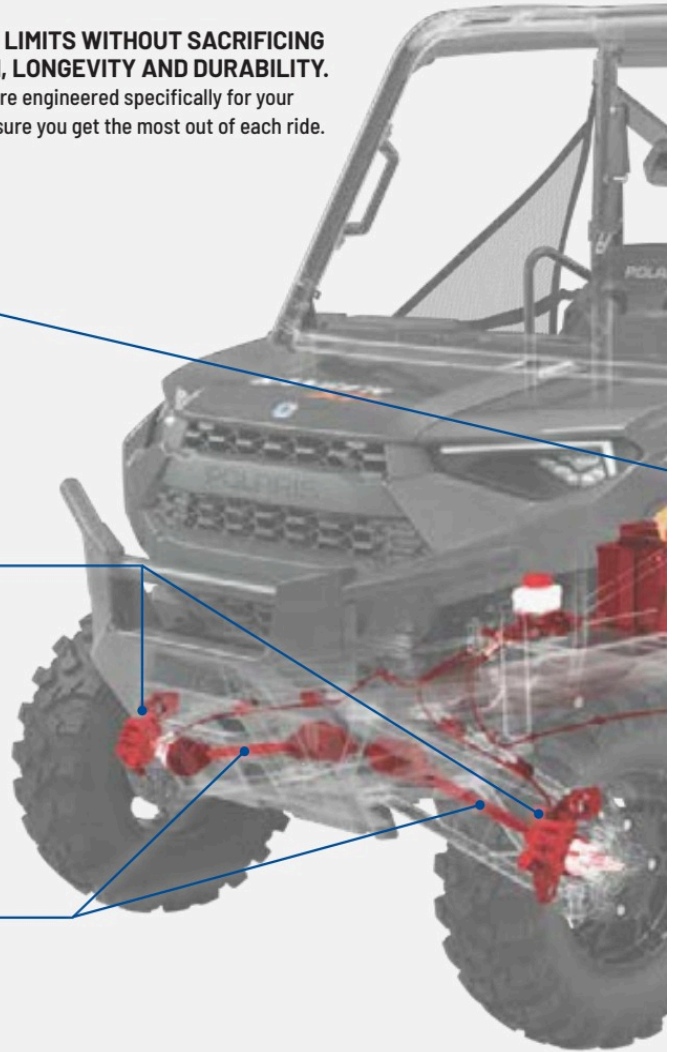
A clogged air filter can restrict air flow to the engine which can lead to reduced engine performance and shortened engine life.

BRAKE PADS

Brake pads should be checked for wear and oil or grease (petroleum products) contamination. Brake discs should be checked for cracks, excessive corrosion or warping.

HALF SHAFTS

Check for tears and punctures in the boot, which can lead to CV joint wear that can contribute to axle failure.



MAINTENANCE SCHEDULE*

BREAK-IN MAINTENANCE	6 MONTHS	12 MONTHS	18 MONTHS
FIRST 25 HRS / 1 MONTH 250 MI / 400 KM	50 HRS 500 MI / 800 KM	100 HRS 1,000 MI / 1,600 KM	150 HRS 1,500 MI / 2,400 KM
ENGINE OIL & OIL FILTER CHANGE	EXHAUST SYSTEM INSPECT & CLEAN	ENGINE OIL & OIL FILTER CHANGE	ENGINE OIL & OIL FILTER CHANGE
GENERAL LUBRICATION ALL FITTINGS, PIVOTS, CABLES, ETC.	INSPECT FOR LEAKAGE OR CARBON BUILD UP AT JOINTS	DRIVE BELT INSPECT & ADJUST	BATTERY TEST & CLEAN
AIR FILTER INSPECT	INSPECT & CLEAN SCREEN TYPE SPARK ARRESTOR	REPLACE AS NEEDED	REPLACE AS NEEDED
REPLACE AS NEEDED	GENERAL LUBRICATION ALL FITTINGS, PIVOTS, CABLES, ETC.	TRANSMISSION FLUID CHANGE	DRIVE BELT INSPECT & ADJUST
EXHAUST SYSTEM INSPECT & CLEAN		FRONT DRIVE FLUID CHANGE	REPLACE AS NEEDED
INSPECT FOR LEAKAGE OR CARBON BUILD UP AT JOINTS		EXHAUST SYSTEM INSPECT & CLEAN	TIRES INSPECT CONDITION & PRESSURE
INSPECT & CLEAN SCREEN TYPE SPARK ARRESTOR		INSPECT FOR LEAKAGE OR CARBON BUILD UP AT JOINTS	REPLACE AS NEEDED
		INSPECT & CLEAN SCREEN TYPE SPARK ARRESTOR	EXHAUST SYSTEM INSPECT & CLEAN
			INSPECT FOR LEAKAGE OR CARBON BUILD UP AT JOINTS
			INSPECT & CLEAN SCREEN TYPE SPARK ARRESTOR

DRIVE BELT

Polaris Engineered belts deliver unmatched performance for your off-road vehicle. Developed and tested on all our engines for all environments and conditions. Check your belt for delamination, hour glassing and glazing.

OUR INVESTMENT

- 64,000+ km of field testing
- Thousands of dyno hours
- 18+ months of development (13,000+ design hours) per belt
- 1,500+ vehicle validation hours
- Collaboration with powertrain and clutch engineers

YOUR ADVANTAGE

- No clutch recalibration
- Less wear and tear due to heat
- Ensure maximum vehicle performance
- More time riding, less time wrenching
- Produced in collaboration with powertrain and clutch engineers to ensure a perfect fit, maximum performance and ultimate durability

BREAK-IN PERIOD

- Use lower gear (if available) while varying speeds and avoid wide open throttle for 8-16 km
- If no low gear is available, vary at moderate speeds while avoiding wide open throttle for 80 km

BATTERY

To ensure a battery maintains its level of charge when unused for extended periods of time or during freezing weather, the battery should be connected to a battery charger. Be sure to check for corrosion from the terminals to the ends of the cables.

OIL FILTER

Change oil filters with every oil change to provide the best engine protection and keep the engine operating at peak performance.

FOLLOW RECOMMENDED SERVICE INTERVALS IN THE OWNER'S MANUAL

24 MONTHS

200 HRS | 2,000 MI / 3,200 KM

ENGINE OIL & OIL FILTER
CHANGE

BRAKE PADS & FLUID
INSPECT & CLEAN
REPLACE AS NEEDED

SPARK PLUGS
INSPECT
REPLACE AS NEEDED

EXHAUST SYSTEM
INSPECT & CLEAN
INSPECT FOR LEAKAGE OR CARBON BUILD UP AT JOINTS
INSPECT & CLEAN SCREEN
TYPE SPARK ARRESTOR

30 MONTHS

250 HRS | 2,500 MI / 4,000 KM

ENGINE OIL & OIL FILTER
CHANGE

BATTERY
TEST, CLEAN & CHECK FLUID LEVEL
REPLACE AS NEEDED

DRIVE BELT
INSPECT & ADJUST
REPLACE AS NEEDED

GENERAL LUBRICATION
ALL FITTINGS, PIVOTS, CABLES, ETC.

EXHAUST SYSTEM
INSPECT & CLEAN
INSPECT FOR LEAKAGE OR CARBON BUILD UP AT JOINTS
INSPECT & CLEAN SCREEN
TYPE SPARK ARRESTOR

36 MONTHS

300 HRS | 3,000 MI / 4,800 KM

ENGINE OIL & OIL FILTER
CHANGE

AIR FILTER
INSPECT
REPLACE AS NEEDED

GEARCASES
CHECK OIL LEVEL

EXHAUST SYSTEM
INSPECT & CLEAN
INSPECT FOR LEAKAGE OR CARBON BUILD UP AT JOINTS
INSPECT & CLEAN SCREEN
TYPE SPARK ARRESTOR

FOR A COMPLETE MAINTENANCE SCHEDULE, CHECK YOUR OWNER'S MANUAL

*This is a sample maintenance schedule and is not intended for use in your specific vehicle. Please reference and use your owners manual to ensure proper maintenance and vehicle care.

OIL

PS-4 FORMULATIONS BEST PROTECTION, BEST PERFORMANCE

Our PS-4 engine oils provide ultimate performance and protection, they're formulated with exclusive additives to keep engines clean from deposit buildup. These powersports-grade full synthetic oils help maximize power and protect your engine for the long term.

PS-4 5W-50 FULL-SYNTHETIC OIL

Optimal for ambient operating temperatures of -40° C to 38° C

1L	4L	25L	60L	200L
502484	502485	502486	502487	502488

PS-4 0W-50 **EXTREME** FULL-SYNTHETIC OIL

Optimal for ambient operating temperatures of -43° C to 54° C.

1L	4L	25L	60L	200L
503220	503221	503233	503236	503235

PS-4 5W-50

OIL CHANGE KITS

These convenient kits include everything needed including filter and oil volume per vehicle

PART NUMBER	VEHICLE FITMENT
502541	SINGLE 570, TWIN 600, TWIN 700, TWIN 800
502543	RANGER/RZR 900/1000
502542	SPORTSMAN 550/850/1000

POLARIS INVESTS IN EACH OIL AT & ABOVE THESE LEVELS

**12+ DEDICATED
TEAM MEMBERS**
FOCUSED ON POLARIS OIL

**18+
MONTHS**
DEVELOPMENT & TESTING

**76,000+
HOURS**
DYNO TESTING

**3.5 MILLION+
KILOMETERS**
FIELD TESTING



POLARIS
EXTREME
SYNTHETICS

PS-4 EXTREME SYNTHETIC 0W-50

- Our best extreme high and low temp formula, excellent for high temperatures and racing, even at temps of 54°C, plus easier cold starting even below -42°C
- Expect the best in wear protection thanks to premium PAO and ester base stocks combined with a balance of moly and ZDDP additives
- Polaris exclusive clean engine additive system reduces deposits and carbon build-up for peak performance and power

THE BEST PROTECTION, MAXIMUM PERFORMANCE

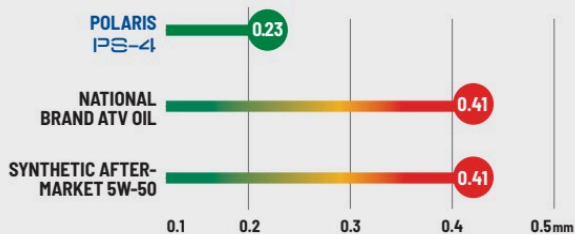
- Powersports grade full synthetics provide long lasting engine protection
- At least 40% improved wear protection compared to all aftermarket oils tested (see engine wear test chart)
- Polaris exclusive clean additive system
- At least 50% less deposits than all aftermarket oils tested (see deposit test chart)
- Cleaner engine with less deposits means consistent maximum power and performance

WIDEST VISCOSITY FOR ULTIMATE PROTECTION



ENGINE WEAR TEST

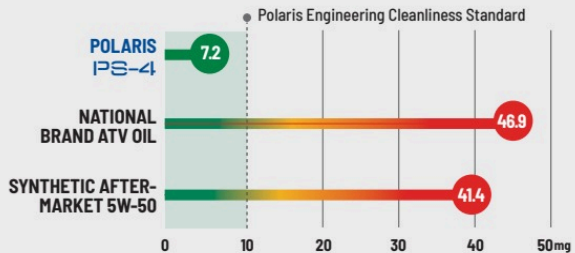
LOWER NUMBER = LESS ENGINE COMPONENT WEAR
LESS WEAR ON PARTS MEANS LONGER ENGINE LIFE



ASTM D4172. In 3rd party testing against 9 competitive products Polaris had 40% or better wear protection compared to all of the tested products. Numbers represent mm of wear scarring measured. Test measures wear at contact points, wear scar is measured for its length and width (in units of mm). Lower wear numbers mean better wear protection and friction reduction.

DEPOSIT TEST

LOWER DEPOSITS = MAXIMUM POWER



ASTM D6335. In 3rd party testing against 9 competitive products Polaris PS-4 had less than half the deposits compared to the next closest product. No other tested products met Polaris Engineering standards for deposit cleanliness. Test measures mass of deposits in mg in high temp, high stress test cycles. Higher deposits will impact engine power and performance.

MAINTENANCE FLUIDS



ENGINE OIL

Maximum protection for your 4-cycle engine.

» SEE P. 86

NOT COMPATIBLE WITH XP KINETIC



AGL

Protects transmission components against wear, corrosion, oxidation and foam in transmissions. Unique viscosity provides all-season performance including cold flow protection.

» 1L • 502505

» 25 L • 502507

» 200 L • 502508



PREMIUM GAS SHOCK OIL

» 1L • 502518



ALL-SEASON GREASE TUBE

Specialized water-resistant lubricant

» 400 g • 502538



ANGLE DRIVE FLUID


Provides maximum protection in high-torque/high-pressure conditions. Reduces wear, corrosion and oxidation in rear angle drives

» 1L • 503320

» 25 L • 503318

» 202 L • 503317

SPORTSMAN, RANGER, RZR
ANGLE DRIVE GEAR CASE SYSTEMS



ANTI-FREEZE

Prevent corrosion on metal components, eliminate scaling and maximize cooling system performance.

- » 1 L • 502566
- » 25 L • 502567
- » 206 L • 502568



DOT 4 BRAKE FLUID

A high-quality brake fluid designed for use in Polaris hydraulic brakes.

- » 250 mL • 502526



DEMAND DRIVE FLUID

Proprietary formulation prevents clutch slippage and chatter and reduces component wear and corrosion.

- » 1 L • 502563
- » 25 L • 502564
- » 200 L • 502565



CARBON CLEAN

Ultimate fuel and injection system cleaner

- » 125 mL • 502528



FUEL STABILIZER

Fuel Stabilizer prevents ethanol corrosion and stabilizes fuel for up to 2 years. Dual-antioxidant formula protects against gum and varnish for easy starting.

- » 125 mL • 502519

HD HEAVY DUTY PARTS

All Polaris parts are developed and tested to help you get the most out of your ride. We're taking the passion of our riders, workers and outdoor enthusiasts to the next level with HD Parts.

Engineered and designed for:

- Greater durability
- Enhanced performance
- Greater wear and tear capabilities
- All weather conditions



DRIVE BELTS

The enhanced rubber material compound in these belts keep them cool in extreme heat, while our patented cord treatment process maximizes the transfer of horsepower to the ground for those customers hauling heavy loads.



OE	HD HEAVY DUTY PARTS
3211149	
3211169	3212326
3211196	
3211113	3212328

OIL FILTERS

The advanced synthetic material built into these filters offers the highest debris holding capacity, maintains oil flow and maximizes performance.



OE	HD HEAVY DUTY PARTS
2540086	2522485

WHEEL BEARINGS

Fully sealed for added protection against intrusions. Made of a higher grade steel for extended life in extreme conditions.



LOCATION	OE	HD HEAVY DUTY PARTS
FRONT WHEEL BEARINGS	3514924	3515090
	3514634	3515088
REAR WHEEL BEARINGS	3514924	3515090
	3514917	3515087
	3514635	3515087

BATTERY*

AGM fully sealed for optimal starting power with maximum reserve capacity, designed for highly accessorized vehicles and extreme operating conditions.



OE	HD HEAVY DUTY PARTS
4014132	4081481

*Check with your local dealer for availability.

WHEELS & TIRES

Class leading durability for off-road performance and traction for confident driving in extreme conditions.

- » 1524022-458 • HD WHEEL - 14x7*
- » 5417507 • PRO ARMOR HD-K - 29x10R14*
- » 5457498-458 • HD WHEEL CENTER CAP*
- » 5415756 • PRO ARMOR XD-K FRONT
- » 5415757 • PRO ARMOR XD-K REAR

* SHOWN



Claims made based off testing and performance of Polaris HD Parts against standard OEM parts made by Polaris and competitor brands under normal use



BUSHINGS

The advanced material compound of the bushings enables tighter tolerances to reduce overall wear on the system, while the superior triple lip sealing prevents intrusion of the elements.

LOCATION	OE	HD <small>HEAVY DUTY PARTS</small>
FRONT UPPER BUSHINGS	5439874	1543367
	5439730	1543367
	5439270	1543326
FRONT LOWER BUSHINGS	5439874	1543367
	5439730	1543367
	5439270	1543326
REAR UPPER BUSHINGS	5439874	1543367
	5439730	1543367
	5439270	1543326

LOCATION	OE	HD <small>HEAVY DUTY PARTS</small>
REAR LOWER BUSHINGS	5439874	1543367
	5439730	1543367
UPPER HUB BUSHINGS	5439270	1543326
LOWER HUB BUSHINGS	5439270	1543326

DRIVE SHAFTS*

Designed for all around heavy-duty applications, the complete axle shaft assembly provides enhanced joint strength and includes TPE inner and outer boots which provide maximum puncture and tear resistance.



LOCATION	OE	HD <small>HEAVY DUTY PARTS</small>
FRONT	1334351	1337241
	1332637	1337242
	1336966	1337243
REAR	1333748	1337239
	1334361	1337240

BRAKE PADS

Engineered to provide longer life and better stopping power while riding in extreme conditions.



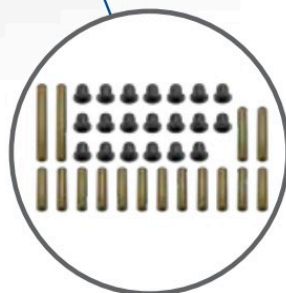
OE	HD <small>HEAVY DUTY PARTS</small>
2205949	2208933
2202413	2208934
2203318	2208936

CV BOOT KIT

TPE rubber compound for maximum puncture and tear resistance, includes (1) boot, grease and clamp to replace OE stock part. Provides increased durability for riding in extreme conditions.



OE	HD <small>HEAVY DUTY PARTS</small>
2204102	2209922
3236165	2209923




BUSHING KITS

Easily update the entire front and rear suspension.

- » 2830560
XP 900 '13-'19, XP 900 CREW '14-'19, XP 1000 '17, XP 1000 CREW '17, 570 FULL SIZE '15-'20, 570 FULL SIZE CREW '15-'20
- » 2830561 (SHOWN)
570 EFI '14-'20, 570 EFI CREW '14-'20

For more information regarding Polaris HD parts including vehicle compatibility, installation and maintenance, please contact your authorized Polaris ORV dealer



SAND



MUD



WATER



EXTREME COLD



EXTREME HEAT UP TO 54°C



HEAVY PAYLOADS



EXTENDED LIFE

SERVICE PARTS

POLARIS ENGINEERED SERVICE PARTS DELIVER UNMATCHED PERFORMANCE AND FIT FOR YOUR OFF-ROAD VEHICLE.

All service parts are engineered specifically for your machine. Which means everything is designed, tested and perfected to maximize the life of your ride. Getting Polaris Engineered parts is a decision that pays off in the long run, because it ensures there is a long run.

VISIT YOUR POLARIS DEALER TO SHOP FOR SERVICE PARTS.

OVER
100,000
PARTS
AVAILABLE!



FOR THE LIFE OF YOUR RIDE

Maintenance is the key to keeping your Polaris off-road vehicle performing at its peak. Items like belts, lubricants, and batteries represent only a few of these critical items engineered specifically by Polaris.



POLARIS ENGINEERED DRIVE BELTS

TESTED, PERFECTED

We test each belt on the intended vehicle – we don't just try to make an existing belt "just work".

– Amery Kuhl, Polaris CVT System Engineer

OUR INVESTMENT

- 32,187 km of field testing
- Thousands of dyno hours
- 18+ months of development (3,000+ design hours) per belt
- 1,200+ vehicle validation hours
- Collaboration with powertrain & clutch engineers

YOUR ADVANTAGE

- No clutch recalibration
- Less wear & tear due to heat
- Ensure maximum performance of your vehicle
- More time out riding, less time wrenching

**OUR INVESTMENTS ENSURE POLARIS BELTS
OUTPERFORM YOUR EXPECTATIONS.**

KEEP IT CLEAN

CLEAN

ALL-PURPOSE CLEANER

- Professional cleaner, which is formulated with a low pH-value. The product spreads well on surfaces and adheres on them for effective cleaning action. Perfectly compatible with rubber, plastic and painted surfaces. The formulation is biodegradable.
- » 500 mL • 502309

SHINE

INSTANT SHINE & DETAILER

- The INSTANT SHINE AND DETAILER is developed for cleaning action without water. Removes insects, dust and dirt with almost no effort. Applicable for plastics, visors, windscreens, paint and metal. The wipe and shine formulation makes surfaces shine, works water repellent and also has an antistatic effect. Perfect for customers living in urban areas with no access to water, for bike trips or showroom bikes.
- » 500 mL • 502546



BRING IT EVERYWHERE

TRAILERING



CALIBER RAMP PRO

- Designed for ATVs and UTVs up to 127 cm wide
- Integrated grip glides for ultimate traction
- Folding sides for easy transportation and storing
- » 132 cm x 229 cm • 2884576



ALUMINUM ARCHED LOADING RAMPS

- Capacity for up to 1,361 kg
- » 193 cm x 30.5 cm • 907 kg • 2875384
- » 224 cm x 30.5 cm • 1,361 kg • 2875386



LIGHTWEIGHT TRI-FOLD RAMPS

- Ramp folds up for transport
- Capacity for up to 680.7 kg
- Safety straps included
- » 183 cm x 130 cm • 2875385
- » 208 cm x 130 cm • 2875860



FOLDING ALUMINUM ARCHED RAMPS

- Ramp folds up for transport
- Up to 680 kg total capacity, 340 kg per individual ramp
- Safety straps included
- » 224 cm x 30.5 cm • 2875387

COVERS



TRAILERING COVERS

- Protect your vehicle from the elements while storing outdoors
- A ratchet strap system on the bottom helps to secure the cover to the vehicle

MID-SIZE

- » 2890329
570 '15-24
- » 2890330
CREW 570-4 '15-24
- » 2890329
SP 570 '22-24
- » 2890330
CREW SP 570 '22-24

FULL-SIZE

- » 2890331
XP 1000 '15-24, 1000 '20-24
- » 2890332
CREW XP 1000 '17-24, CREW 1000 '20-24
- » POLARIS PURSUIT CAMO • 2882160
XP 1000 '14-24, EV '11-24, 570 FULL-SIZE '17-24, 570 '14-24, 500 '11-24, 1000 '20-24

CV BOOT REPAIR KIT*

FIX ON THE GO | TEMPORARY COVERAGE

- A quick trail-side fix to increase trail time
- The flexible and durable boot material expands over a cone tool for CV boot repairs, without disassembling CV axles
- Universal fit – works as a temporary fix for most powersports axles
- All components fit inside the cone, and a cover is provided for compact durable storage
- Easily fits in a cargo box, attached to the roll cage, in the glovebox or many other storage locations



Items shown are contained inside cone

UTV CV BOOT REPAIR KIT

- Kit includes the following items:
- (1) Expandable XL CV Boot
 - (1) Reusable Cone Tool
 - (2) CV Boot Clamps
 - (1) Tube of Silicone Lube
 - (1) Grease Packet
 - (1) Cone Cover
- » 2830526

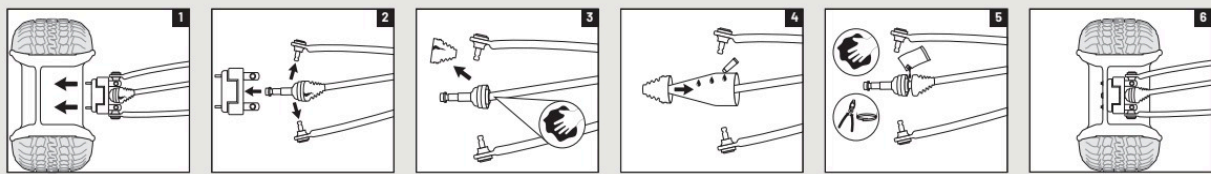
UTV TRAIL BOOT ONLY

» 2830527

ATV

- » CV REPAIR KIT 2830528
- » TRAIL BOOT ONLY 2830529

HOW TO INSTALL



1 Remove wheel and axle nut.

2 Remove brake caliper, hub, tie rod and upper and lower ball joints.

3 Remove old boot and clean joint.

4 Spread silicone lube on entire cone tool. Slide boot over cone tool, large end first. See package for outer boot instructions.

5 Empty the bag of grease into the CV joint/boot, clean sealing points and install clamps.

6 Reassemble tie rod, ball joints, brake caliper, axle nut, tire and wheel.

Refer to your service manual for further instructions and torque specifications.
*Designed for temporary CV boot repair. Purchase the OEM CV Boot for a permanent repair.

HITCHES



HITCH WITH 5 cm BALL

- 3:1 Hitch: ball, hook and pin design
- Rust resistant steel with powdercoat finish
- Removable ball, HD 1.6 cm pin and clip
- » 5 cm x 5 cm RECEIVER • 2830522
- » 3 cm x 3 cm RECEIVER • 2830523



4.8 cm BALL

- 4.8 cm replacement ball for hitch
- Designed to work with 3:1 Hitch
- » 2830524



RECEIVER HITCH

- » 5 cm RECEIVER TONGUE 2875320



TRAILER BALL 1.9 cm SHANK

- » 4.8 cm BALL • 2877602
- » 5 cm BALL • 2877603

STRAPS & ROPES



RECOVERY STRAP

- 5 cm x 9.1 m
- 8,165 kg maximum load, 4,082 kg maximum vehicle weight
- Comes with carry bag
- » 2884033



RATCHET STRAP

- 3.8 cm x 4.6 m straps, 2 pack
- Heavy duty webbing
- 2,495 kg maximum load, 831 kg working load
- » 2884031



RATCHET STRAP

- 5 cm x 6.1 m Ratchet Straps
- Heavy duty webbing, floating D-rings, double J-hooks
- 4,536 kg maximum load, 1,497 kg working load
- » 2884032



SHOCK STRAPS

- 3.8 cm 1,361 kg breaking strength
- Keeps tension on tie-down straps to secure load, 2 pack
- » 3.8 cm x 4.6 m • 2883296
- » 3.8 cm x 2.1 m • 2883295



APPAREL

FIT FOR ANY ADVENTURE. For outdoor enthusiasts looking for gear that's purposefully built to stand up to the fun and challenging experiences Polaris vehicles enable. Each piece of apparel and equipment bearing the name Polaris is crafted by outdoor enthusiasts, for outdoor enthusiasts. They are a badge of honor - representing what the Polaris brand stands for - a passion to simply be outside doing what you love.

RANGER APPAREL & MERCHANDISE



MEN'S RANGER TEE

Green | S-3XL | 2833091
 Black | S-3XL | 2833092



MEN'S LONG SLEEVE RANGER TEE

Black | S-3XL | 2833094
 Gray | S-3XL | 2833093



RANGER CAP

Black | 2833131
 Green | 2833132

**POLARIS
 RANGER**

NEW

POLARIS RANGER STICKER 6"

15.24 cm x 2.16 cm | 2861864



NEW

POLARIS RANGER PARKING SIGN

2869933

APPAREL

RANGER APPAREL
 & MERCHANDISE

RACING COLLECTION

JERSEYS & GLOVES
 & HEATED APPAREL

HELMETS & GOGGLES

MEN'S APPAREL

BALL CAPS & BEANIES

WOMEN'S APPAREL

HOME & COLLECTIBLES

RACING COLLECTION



HELMET

- Polycarbonate shell
- Removable & washable lining
- Double lens system with integrated sun visor
- Quick release micrometric adjustment system

NEW Black Matte | XS-2XL | 2802408
 White Gloss | XS-2XL | 2802311
 Dark Gray Matte | XS-2XL | 2802312

ECE 22.06



- Weight: 1450 g (+/- 50 g)
- 1 shell and 2 EPS: XS-M, L-XXL
- ECE 22-06 approved



BOOTS

- Waterproof and breathable lining
- Full-grain oil treated leather upper
- Specific ATV double density compound rubber sole
- Adjustable Velcro® closure
- Replaceable/adjustable plastic buckles
- Anti-bacterial replaceable footbed
- CE-approved motorcycle boots EN 13634:2017

Black | EU39 - 47 | 2802313
 Brown | EU39 - 47 | 2802314



NEW SPORT JACKET

- Light and water repellent jacket
- Ideal for ATV and SxS ride in wet weather
- 2 zipped pockets on the outside and 2 inside pockets
- Laser cut under the arms for better ventilation

Black | XS-4XL | 2802409



NEW SPORT PANTS

- Light and water repellent pant
- Ideal for ATV and SxS in wet weather
- Ergonomic cut and stretch to gain comfort
- 1 zipped pocket
- Belt adjustment with micrometric buckle

Black | XS-4XL | 2802410



NEW TECHNICAL SHIRT

- 100% polyester
- Indelible sublimated graphics
- Hemmed edging
- Lycra cuffs and collar

Men's | Black | S-3XL | 2802404
 Women's | White | S-2XL | 2802405



SAFETY GLOVES TOUCH



- CE-approved motorcycle glove EN 13594:2015
- Touch screen compatible
- Silicon print on fingers to improve grip
- Neoprene cuff with Velcro® tightening
- Reinforcements patches for safety and comfort

Khaki | S-3XL | 2802309
 Black | XS-7, 3XL-13 | 2802103



NEO GLOVES



- CE-approved motorcycle glove EN 13594:2015
- 100% synthetic neoprene glove
- Touch screen compatible
- Knuckle protected
- Reinforcements patches for safety and comfort

Black | XS-7, 3XL-13 | 2802310



SF TECH GLOVES TOUCH



- CE-approved motorcycle glove EN 13594:2015
- Touch screen compatible
- Knuckle-protected
- Silicon print on fingers to improve grip
- Neoprene cuff with Velcro® tightening
- Reinforcements patches for safety and comfort

Khaki | S-3XL | 2802308
 Black | XS-7, 3XL-13 | 2802102



TECHNICAL JACKET

- Water-resistant jacket
- Ultra-light thanks to polyester ripstop and softshell for optimal comfort
- Ventilated lining
- Hydration hose outlet
- Zip ventilation system on body and back

Black | S-3XL | 2802301



TECHNICAL PANTS

- Water-resistant pants
- Ultra-light thanks to polyester ripstop, softshell and 1000-D Cordura stretch fabric on the back for optimal comfort
- 2 cargo type pockets
- Zip ventilation system
- Zip and Velcro® adjustment at the bottom of the pants

Black | S-3XL | 2802302



WATERPROOF JACKET

- 100% polyester 2,5 Layer stretch fabrics
- PU membrane waterproof and breathable 3000 mm / 3000 gr
- All seams taped and WR main zipper
- Adjustable hood
- Ventilation system on back to improve ventilation

Black | S-3XL | 2802403



PUFFY JACKET

- Top body and shoulder polyester woven 3000 mm/3000 gr + welded quilting
- Lower body nylon 380T downproof
- 80gr padding
- Inner elastic bottom tightening
- Two external pockets with easy-grab puller

Black | S-3XL | 2802303



PADDED JACKET

- Shoulder and hood softshell waterproof and breathable 3000 mm/3000 gr
- Lower body and sleeve, polyester woven waterproof and breathable 3000 mm/3000 gr
- Quilted lining with 80 gr padding
- Elasticized lower body tightening
- Two external pockets with easy-grab puller

Black | S-3XL | 2802306



RACING PARKA

- Waterproof and breathable 3000 mm/3000 gr
- Quilted lining with 80 gr padding
- 2 upper body outer pockets and 2 bottom cargo pockets
- Sleeve pocket with lazer holes
- +TPU welded film on zipper

Black | S-3XL | 2802307



BODYWARMER

- Upper body and side panels in softshell waterproof and breathable 3000 mm/3000 g
- Lower body nylon downproof
- Padding 80 g
- Two external pockets with easy-grab puller

Khaki | S-3XL | 2802304
Black | S-3XL | 2802101



RACING SOFTSHELL

- Softshell waterproof and breathable 3000 mm/3000 g
- Removable hood
- Four external pockets with easy-grab puller

Women's | Black | S-XL | 2802402
Men's | Khaki | S-3XL | 2802305
Men's | Black | S-3XL | 2802003



HYBRID JACKET

- Sleeves in softshell waterproof and breathable 3000 mm/3000 g
- Body nylon downproof
- Padding 80 g
- Three external pockets with easy-grab puller

Khaki | S-3XL | 2802401
Black | S-3XL | 2802004

JERSEYS & GLOVES



OFF-ROAD RIDING JERSEYS

Mesh ventilated panels for maximum airflow.
Elastic sleeves with non-restrictive cuffs.

OFF-ROAD RIDING GLOVES

Adjustable wrist closure for a custom fit.
Silicon finger grips and neoprene knuckle protection.
Gloves are not CE-approved.



	SIZE	 A RED	 B LIME/OLIVE	C BLACK	D ORANGE	E TEAL	F BLUE
ADULT JERSEY	S-3XL	2864637	2864638	2862718	2862719	2862720	2862722
GLOVES	S-3XL	2864635	2864636	2862726	2862729	2862727	2862728
YOUTH JERSEY	S-XL	2864639	N/A	2862723	N/A	2862724	2862725



NECK GAITERS

Keep the sun off your neck and the dust off your face.
Stretchy and seamless material that is UPF 15-18 for sun protection and moisture-wicking.

Blue | 2833138
Camo | 2861948
Black | 2861953
Red Retro | 2861950
Lime | 2861952

HEATED APPAREL

Keep warm even on the coldest days with Polaris Heated Apparel. By keeping the heat close to your body, you can stay out for a longer, more comfortable ride. The Polaris Heated Apparel lineup includes the Heated Vest, Heated Base Layers and a Heated Glove Liner for both men and women. Easily control your heat setting with the touch of a button.



WOMEN'S
Black | 2833036



MEN'S
Black | 2833022

HEATING ELEMENTS



UNISEX
Black | 2833044

HEATED VESTS

WARMTH WITH THE TOUCH OF A BUTTON

S-3XL

- Perfect for any outdoor activity
- Down-proof machine washable material with 160g of insulation for warmth with or without the heater turned on
- Powered by a small rechargeable battery (included) that can also be used to charge a cellphone; battery not machine washable, remove prior to washing
- Easily adjust between four heat settings for changing weather conditions with built-in buttons

HEATED GLOVE LINER

KEEP YOUR HANDS WARM ON FROSTY DAYS

S-3XL

- Designed to fit under all Polaris riding gloves for an extra layer of warmth to keep you out riding longer
- Easily adjust your heat level by pressing a button on the bottom part of the glove



HEATING ELEMENTS

WOMEN'S
Top | 2833033
Bottom | 2833034

MEN'S
Top | 2833031
Bottom | 2833032

HEATED BASE LAYERS

ADJUSTABLE HEAT CLOSE TO YOUR BODY, MAXIMUM COMFORT IN CHANGING CONDITIONS

S-3XL

- Intended for use as a base layer
- Features lightweight, moisture-wicking fabric to give you the most comfortable layering to wear on all of your cold weather adventures, on or off the trail
- Includes multiple heat panels for evenly distributed heat for maximum warmth and comfort
- Powered by a small rechargeable battery (included) that can be used to charge a cellphone; battery not machine washable, remove prior to washing
- Easily adjust between four heat settings for changing weather conditions with built-in buttons

HEATED APPAREL REPLACEMENT BATTERY PACK

- Compatible with Polaris Heated Base Layer Tops, Bottoms & Vests
- Includes: 7.4V Lithium-Ion Battery with two 7.8V chargers (110V wall and 12V port)

2864582



HEATED GLOVE LINER REPLACEMENT BATTERY PACK

- Compatible with Polaris Heated Glove Liners
- Includes: two 7.4V Lithium-Ion Batteries, one 100-240V charger

2864583



HELMETS



CARBON FIBER
BLACK
S-2XL | 2833158

509 FOR POLARIS FIDLOCK. IGNITE

DELTA V COMMANDER

NO LONGER A HELMET, IT'S A COCKPIT

SHELL

- Carbon fiber
- Lightweight polycarbonate

WEIGHT

- Up to 1,832 g

FEATURES

- The Delta V Commander features an integrated communication system, infinity style sealed IGNITE heated shield, and ergonomic design
- Features in-helmet JBL® speakers for audio and an integrated microphone to connect up to 14 users in a group with the best sound and noise cancellation for all your rides
- Venturi Vent Ducting, an integrated spoiler, and low-profile antennae keeps this helmet sleek, quiet, and fog-free all day on the trails
- 12-volt power input on left side powers shield, comms, and chase light with controls for bright, normal, and off positions
- Battery power for up to 10 hours of riding
- Connect via Bluetooth® to your music, phone, maps, and sled
- DOT/ECE 22.06 dual certified helmet shell and luxurious liner
- Fidlock® chinstrap for easy on and off



CARBON FIBER
WHITE
2833152

509 FOR POLARIS FIDLOCK. IGNITE

DELTA V CARBON IGNITE

BUILT SPECIFICALLY FOR SUSTAINED LONG RIDES,
AT SPEED, IN COLD TEMPERATURES

S-3XL

SHELL

- Carbon fiber

WEIGHT

- Up to 1,807g

FEATURES

- Hand-laid carbon fiber construction for lightweight and durable performance
- Powered helmet – 12 volt power input on left side to power shield
- IGNITE heated shield is powered by your snowmobile's battery, and comes with all required connection cables
- Compatible with 509 12 volt power pack system, for 10 hours of riding
- Innovative Venturi Vent pulls moist air from helmet without cold wind coming into helmet
- 2 shell sizes, and dual density EPS for optimal fit
- Premium liner for a comfortable and quiet fit
- Ignite dual pane heated shield for fog-free performance
- DOT/ECE 22.06 dual certified helmet shell
- Fidlock® chinstrap for easy on and off



BLACK
S-3XL | 2833151



WHITE
S-3XL | 2833150



CARBON FIBER
BLACK
2833153



ORANGE/TAN
2864559

TENACITY 4.0

COMBINATION OF MODERN STYLE & PREMIUM PROTECTION WITH INCREDIBLE VALUE

XS-2XL

SHELL

- Shock-resistant, injection-molded thermoplastic

WEIGHT

- 1,500g

FEATURES

- Through-flow, full-helmet ventilation
- ProClip quick release chin strap allows you to fasten the chin strap in seconds
- Removable breath box and removable, washable liner
- Tool-less adjustable roost shield
- DOT- and ECE 22.06-approved



BLACK/LIME
2864560

RADIANT GREEN
2833142

BLACK
2861557

BLACK/GRAY
2861558

WHITE/RED
2861561

BLUE
2833143

GOGGLES



NEW
OLIVE/LIME
2864546

509 KINGPIN CE

PREMIUM MATERIALS, ATTRACTIVE PRICE

FEATURES

- Built for off-road, the oversized spherical lens delivers optimal peripheral vision
- Metal tear-off posts provide strength and durability
- Quick-change technology allows you to run the best lens tint for conditions



STEALTH
2862560



BLUE
2862562



NEW
ORANGE
2864545

509 MX6 CE

SUPER WIDE FIELD OF VIEW, ENGINEERED FOR DIRT

FEATURES

- PC outer lens with anti-scratch coating, and internal anti-fog coating
- Outriggers with latch system for quick lens change
- 45mm strap with silicone to hold strap in place



BLACK
2862557



RED/BLACK
2862558

MEN'S APPAREL



BLUE
2864518



GRAY/RED
2833029



CYPRESS
2864517



CAMO
2861543



BLUE
2833028



BLACK
2861434

FORCE PUFFER JACKET

PACKABLE JACKET OFFERS LIGHTWEIGHT PROTECTION & INCREDIBLE WARMTH

S-3XL

- 140g 3M™ Thinsulate®
- Two external hand pockets, one internal media pocket
- Rugged YKK® zippers
- Compactable into travel pocket

SOFTSHELL JACKET

VERSATILE LIGHTWEIGHT JACKET THAT'S PERFECT FOR EVERYDAY WEAR

S-3XL

- Casual jacket armed with rugged and warm features for everyday wear
- Superior DWR prevents precipitation from saturating the jacket's exterior
- Lined with soft fleece for warmth
- Removable hood and underarm venting, three external pockets and one internal chest pocket



BLACK/GRAY
2864524

RED
2833026

BLUE/ORANGE
2862567



BLUE
2864525

BLACK/LIME
2833024

TAN
2862450

TITAN MID-LAYER

VERSATILE MID-LAYER CAN BE WORN ALONE OR AS AN EXTRA LAYER

S-3XL

- 319g Polartec™ Thermal Pro® Rib Sweater provides great warmth
- Breathable material moves sweat to the outer surface
- Nylon overlay is comfortable and light

NORTHSTAR MID-LAYER

EXTREMELY WARM YET BREATHABLE MID-LAYER, PERFECT FOR RIDING

S-3XL

- 280g of breathable fleece for added warmth
- Offers durable protection against the elements with a wear-resistant polyester face and wind-block layer on chest
- Designed to fit under outer shell when riding



BLACK
2862569

WORK VEST

RUGGED & DURABLE VEST THAT'S IDEAL AS AN OUTDOOR LAYER

S-3XL

- Made of durable nylon fabric to make it the ideal vest for work
- 80g 3M™ Thinsulate™ Insulation provides great warmth
- Vest comes with plenty of pockets to store your valuables



BLUE/GRAY
2864521

RED
2833030

BLACK/GRAY
2862565

CAMO
2862572

REVOLVE VEST

REVERSIBLE

DURABLE & WARM REVERSIBLE VEST OFFERS TWO STYLES IN ONE

S-3XL

- Durable windbreak outer fabric helps protect from the elements
- 140g 3M™ Thinsulate™ insulation keeps you warm in cold weather



LIGHT GRAY
2833110

GRAY
2862521

NAVY
2862523

ADAPT QUARTER-ZIP

EXTRA LIGHT MID-LAYER WITH A COMFORTABLE FIT

S-3XL

- Versatile use both on and off the trail
- The polyester and spandex blend enables a flexible fit



CYPRESS
2864523

DARK BLUE
2864522

ORANGE
2833025

GRAY
2862576

BLUE
2861443

TECH QUARTER-ZIP

FLEECE LINED MID-LAYER FOR ESSENTIAL WARMTH WHILE RIDING WITH THE STYLE & COMFORT TO WEAR ANYWHERE

S-3XL

- Fleece-lining keeps you cozy and warm
- Move freely with four-way stretch material
- Contoured, slim fit

MEN'S APPAREL



UPF HOODIE TEE

Blue | S-3XL | 2833072
 Gray | S-3XL | 2833073

ASCENT HOODIE

Black | S-3XL | 2864677
 Gray | S-3XL | 2864678
 Red | S-3XL | 2864679



CREW SWEATSHIRT

Green | S-3XL | 2864632
 Navy | S-3XL | 2864633
 Gray | S-3XL | 2833067
 Black | S-3XL | 2862488



JOURNEY HOODIE

Red | S-3XL | 2864535
 Cypress | S-3XL | 2864536
 Black | S-3XL | 2862489



STAPLE HOODIE

Blue | S-3XL | 2864605
 Black | S-3XL | 2833068
 Green | S-3XL | 2833070



TECH FULL-ZIP HOODIE

Blue | S-3XL | 2864531
 Gray | S-3XL | 2861493



ROGUE HOODIE

Blue | S-3XL | 2864587
 Black | S-3XL | 2833062
 Navy | S-3XL | 2833063



PLAID FLANNEL SHIRT

Blue | S-3XL | 2864671
 Cypress | S-3XL | 2864672



BACK

ADVENTURE LONG SLEEVE

Gray | S-3XL | 2833089
 Black | S-3XL | 2833090



ICON EDGE LONG SLEEVE

Gray | S-3XL | 2864682
 Blue | S-3XL | 2864683



BACK

PERFORMANCE LONG SLEEVE

Gray/White | S-3XL | 2833324
 Red | S-3XL | 2864600
 Royal Blue | S-3XL | 2833325
 Gray | S-3XL | 2833168
 Black | S-3XL | 2862507



ICON LONG SLEEVE

Blue | S-3XL | 2864591
 Navy | S-3XL | 2864590
 Lime | S-3XL | 2833083
 Black | S-3XL | 2861584



BACK

GRAPHIC TEE

Heather Gray | S-3XL | 2864612
 Dark Gray | S-3XL | 2833086
 Forest Green | S-3XL | 2833087



FLAG TEE

Navy | S-3XL | 2862500
 White | S-3XL | 2862582



HALF DOME TEE

Black | S-3XL | 2864616
 Olive | S-3XL | 2864617
 Navy | S-3XL | 2864618



PEAK GRAPHIC TEE

Blue | S-3XL | 2864684
 Black | S-3XL | 2864685



ASCENT TEE

Olive | S-3XL | 2864680
 Navy | S-3XL | 2864681

BALL CAPS



HALF DOME PATCH CAP

Black | 2864576
Tan | 2864577



METAL BADGE PANEL CAP

Cypress | 2864574
Black | 2864575



HEX PATCH COOLING CAP

Black | 2864571
Blue | 2864572
Gray | 2864573



ELLIPSE PATCH TRUCKER HAT

Purple | 2864563
Cypress | 2864562
Gray | 2833498
Black | 2833500
Navy | 2833499
Orange | 2833124



STAPLE CAP

Cypress | 2864568
Black | 2833127
Navy | 2833128



TONAL HAT

Orange | 2864564
Black/Red | 2833497
Navy | 2833496



JOURNEY CAP

Light Blue | 2864570
Black | 2833136
Blue | 2833137



LEATHER PATCH HAT

Cypress | 2864569
Black | 2833129
Gray | 2833130



HIGHLAND CAP

Red | 2864567
Navy | 2833126
Gray | 2833506

BEANIES



STAPLE BEANIE

Purple | 2864693 Gray | 2833122
 Radiant Green | 2833121 Black | 2833116
 Navy | 2833117

CORE BEANIE

Red | 2864695 Blue | 2833114
 Olive | 2864696 Black | 2862530
 Orange | 2862595

SWITCHBACK BEANIE

Olive | 2864694 Black | 2862532
 Blue | 2833115 Gray | 2862533



LOOSE FIT BEANIE

Olive | 2864708
 Fuchsia | 2864709
 Black/White | 2864710



MARLED CUFF BEANIE

Pink | 2864707
 Gray | 2864706



FAIR ISLE POM BEANIE

White | 2864701
 Teal | 2864702



SPACE DYE POM BEANIE

Blue | 2864703
 Pink | 2864704



FAIR ISLE TASSEL BEANIE

Black/White | 2864711



REMOVABLE POM BEANIE

Red | 2864705
 Black | 2833119
 Green | 2861513
 Gray | 2861514

WOMEN'S APPAREL



BLUE/GRAY
2864519



BLACK
2833041



RADIANT GREEN
2833040



BLACK
2861433



DEEP LAGOON
2864520

SOFTSHELL JACKET

VERSATILE LIGHTWEIGHT JACKET THAT'S PERFECT FOR EVERYDAY WEAR

S-3XL

- Casual jacket armed with rugged and warm features for everyday wear
- Superior DWR prevents precipitation from saturating the jacket's exterior
- Lined with 280g of soft fleece for warmth
- Removable hood and underarm venting, three external pockets and one internal chest pocket

FORCE PUFFER JACKET

PACKABLE JACKET OFFERS LIGHTWEIGHT PROTECTION & INCREDIBLE WARMTH

S-3XL

- 140g 3M™ Thinsulate®
- Two external hand pockets and one internal media pocket
- Rugged YKK® zippers
- Compactable into travel pocket



BLACK
2862563

BLUE
2862564

WORK JACKET

WARM AND RUGGED JACKET THAT'S TOUGH FOR WORK & STYLISH FOR PLAY

S-3XL

- 100% nylon shell is coated with Durable Water Repellency to help keep you dry
- Built-in action back for increased range of motion
- 80g 3M™ Thinsulate® for added warmth with brushed flannel trim
- One inner and four outer pockets for storage



BLUE
2864530

RADIANT GREEN
2833042

BLACK/GRAY
2862458

TITAN MID-LAYER

VERSATILE MID-LAYER CAN BE WORN ALONE OR AS AN EXTRA LAYER

S-3XL

- 319g Polartec® Thermal Pro® Rib Sweater provides great warmth
- Breathable material moves sweat to the outer surface
- Nylon overlay is comfortable and light



PLAID FLANNEL SHIRT

Blue | S-3XL | 2864673
Teal | S-3XL | 2864674



STAPLE HOODIE

Blue | S-3XL | 2864607
Deep Lagoon | S-3XL | 2864608
Gray | S-3XL | 2833096
Black | S-3XL | 2833095



JOURNEY HOODIE

Purple | S-3XL | 2864537
Radiant Green | S-3XL | 2833098
Black | S-3XL | 2862515



UPF POLARIS HOODIE TEE

Pink | S-3XL | 2833102
Teal | S-3XL | 2833103



ADVENTURE CREW

Misty Blue | S-2XL | 2864602
Black/Radiant Green | S-2XL | 2833100
Green | S-2XL | 2833101
Dusty Rose | S-2XL | 2862513



BACK

ADVENTURE LONG SLEEVE

White | S-3XL | 2864611
Gray | S-3XL | 2833107
Navy | S-3XL | 2833108



CORE TANK

Black | S-3XL | 2833161
Gray | S-3XL | 2833160



FLAG TEE

Gray | S-3XL | 2833163
White | S-3XL | 2833162



VENTURE TEE

Heather Gray | S-3XL | 2864625
Turquoise | S-3XL | 2864626

HOME & COLLECTIBLES



POLARIS KEY RACK

30.5 cm x 20 cm | 2864718



POLARIS LED SIGN

61 cm x 26.7 cm | 2862736



POLARIS RACING LED SIGN

61 cm x 22.9 cm | 2862737



ALUMINUM SIGN

55.9 cm | 2860867




WOOD SIGN

61 cm x 26.7 cm | 2860866



POLARIS STEEL SIGN

91.4 cm x 35.6 cm | 2860868



POLARIS PARKING SIGN

2869934



POLARIS FLAG

152 cm x 91.4 cm | 2869928



POLARIS RACING MUG

2864716



12 OZ CAMPER MUG*

2861612



23 OZ WATER BOTTLE*

2862685



15 OZ CAMPFIRE MUG*

2861613



POLARIS PVC COASTERS
2864715



POLARIS LOWBALL GLASSES WITH COASTERS (SET OF 2)
2864721



FLASK*
2860812



PREMIUM KOOZIE*
2860829



KICKBACK ROCKER*
NEW Green | 2864816
Blue | 2862626



FREESTYLE ROCKER*
2862625



EASY CHAIR*
2862627



NEW PICO CHAIR*
2864817



QUICK-E-SEAT*
2862624



FOLDABLE TABLE
2861620



KEYCHAIN
2861614



LEATHER KEY CHAINS
Leather Loop | 2861615
Black Leather | 2861616



DECK OF CARDS
2860816



POLARIS NOTEBOOK
2860831



HITCH COVER
2861623



LICENSE PLATE HOLDER
2862687



THE MOST CAPABLE UTV.
GET MORE DONE.

TRUSTED BY FARMERS, RANCHERS, HUNTERS AND HOMEOWNERS FOR MORE THAN A DECADE.



Availability varies by market, check your local dealer for availability. Image taken on private land. The use of vehicles in similar environments in your jurisdiction may be prohibited per locally applicable laws and regulations. Campfire in similar environments in your jurisdiction may be prohibited per locally applicable laws and regulations. Keep your campfire safe, and make sure you can control it at all times. Know your locally applicable laws and regulations. Crossing water in similar environments may be prohibited in your jurisdiction.

Warning: Polaris Off Road vehicles can be hazardous to operate and are not intended for on-road use. Driver must be at least 16 years old with a valid driver's license to operate. All riders should always wear helmets, eye protection and protective clothing and footwear. Read, understand and follow your owner's manual. Ride within the limits of your own abilities and never engage in stunt or exhibition driving. Never ride under the influence of drugs or alcohol. All riders should take a safety training course.

Unless noted, trademarks are the property of Polaris Industries Inc. 3M® and Thinsulate® are registered trademarks of 3M Company. 509® is a registered trademark of Teton Outfitters, LLC. Apple® and App Store® are registered trademarks of Apple Inc. Bluetooth® is a registered trademark of Bluetooth Sig, Inc. Caliber® is a trademark of Caliber, Inc. Carhartt® is a registered trademark of Carhartt, Inc. Facebook™ is a service trademark of Facebook, Inc. FidoLock® is a registered trademark of FidoLock GmbH. FOX® is a registered trademark of Fox Factory Inc. Google Play™ is a service trademark of GOOGLE LLC. GoPro® is a registered trademark of GoPro Inc. Homelink® is a registered trademark of Gentex Corporation. Instagram™ is a service trademark of Instagram, LLC. JBL® is a registered trademark of HARMAN INTERNATIONAL INDUSTRIES, INCORPORATED. MB Quart® is a registered trademark of Maxsonics USA Inc. MORFLEX® is a registered trademark of FNA Group, Inc. NOCO Genius® is a registered trademark of The Noco Company. Polartec® is a registered trademark of MMI-IPCO, LLC. RHINO-RACK® is a registered trademark of Rhino Rack Australia Pty Limited. RIGID® is a trademark of JST Performance, LLC d/b/a Rigid Industries LLC. SEAT SAVER® is a registered trademark of Prince Lionheart, Inc. SMART BOARD® is a registered trademark of SMART TECHNOLOGIES ULC UNLIMITED LIABILITY CORPORATION CANADA. Tiger Drylac® is a registered trademark of Tiger Coatings GMBH & CO. KG. TEKVEST® is a registered trademark of 1181676 ONTARIO INC. Twitter™ is a service trademark of Twitter, Inc. Wallbox™ is a service trademark of WALL BOX CHARGERS S.L. sociedad de responsabilidad limitada (sl) SPAIN. WALKER EVANS RACING® is a registered trademark of Walker Evans Enterprises Incorporated. YKK® is a registered trademark of YKK Corporation. YouTube® is a registered trademark of Google LLC. Fitment and availability are subject to change at any moment. Copyright © 2023 Polaris Industries Inc. All rights reserved.

HARDEST WORKING.

SMOOTHEST RIDING.



POLARIS
Think Outside

MY24 RGR APP ACC - EMEA