



POLARIS **RANGER**



**ACCESSORIES,
MAINTENANCE
& APPAREL**

POLARIS

2026

EMEA VERSION

RANGER

**HARDEST
WORKING.
SMOOTHEST
RIDING.**



POLARIS

Make the most of your workday with RANGER, our most capable UTV. Get more done with the ultimate blend of capability, comfort and durability, plus have more fun on the trail when the work's complete.




CAPABILITY

WORK SMARTER, NOT HARDER | Get more done with on-demand all-wheel drive that provides instant traction and powerful hauling and towing for your toughest jobs.



COMFORT

KEEP THE OUTDOORS OUTSIDE | Whatever you do, enjoy it in any weather with enclosed cab options, seating for up to six and accessories designed for rain or shine.



DURABILITY

TACKLE THE TOUGH STUFF | RANGER is built to be durable enough for any job, available with full underbody skid plate, massive front bumper.



POLARIS RANGER

02 2026 OVERVIEW

04 POLARIS ENGINEERED PARTS & ACCESSORIES

ACCESSORIES & MAINTENANCE

10 1000 / XP 1000 / XP KINETIC / DIESEL

40 SP 570

60 YOUTH

COMMON ACCESSORIES

62 WINCHES

64 PLOWS

68 LIGHTING

70 CONNECTED TECHNOLOGY

72 ELECTRICAL ACCESSORIES

75 TRACKS

76 HUNT

78 COOLERS

80 WHEELS & TIRES

88 CLEANERS & TRAILERING

MAINTENANCE & GARAGE

90 OIL & LUBRICANTS

92 GARAGE ACCESSORIES

92 BATTERY CHARGERS & SERVICE PARTS

94 HEAVY DUTY PARTS

APPAREL

97 RANGER APPAREL & MERCHANDISE

97 RANGE COLLECTION

98 CASUALWEAR & HATS

99 HELMETS & GOGGLES

100 RACING COLLECTION



PARTS AND ACCESSORIES DESIGNED TO FIT YOUR RANGER

DESIGNED

by the people who designed your vehicle.

TESTED

in the field so you ride with 100% confidence.

TRUSTED

70 years in the business. The #1 name in off-road.

KEEP YOUR
STANDARDS HIGH.
WE DO.



**WE HOLD OUR PARTNERS
TO THE SAME STANDARDS**

Sharing an outdoor adventure with a companion or two gives your experience its very own energy. When we meet another brand that builds and tests their products with the same rigor as we do, a kinship forms. So we give them an exclusive partner badge and invite them along for the ride. It's another way we bring you the best options for customizing your Polaris vehicle without compromise. How better to send you and your crew out into the world?






**BRING IT ALL.
BRING IT ON.**

SEE RHINO-RACK® PRODUCTS P. 30



**RANGER XP KINETIC
GET MORE DONE.
HAVE MORE FUN.**





NEXT-LEVEL COMFORT

LEVERAGE THE FULL CAPABILITIES OF YOUR MACHINE YEAR-ROUND.



SUPERIOR INTEGRATION


MAKE WORK EASIER WITH YOUR VEHICLE BUILT TO ADD ESSENTIAL ACCESSORIES FOR ANY JOB.

PRO SERIES



DO MORE

TACKLE ANY JOB AND LEAVE NOTHING BEHIND.



ENHANCE YOUR RIDE WITH INTEGRATED ACCESSORIES

RANGER IS A TRUSTED AND CAPABLE WORK PARTNER. Developed and tested along with the vehicle, Polaris Engineered Accessories are designed for seamless integration and simple installation to get more done, year-round.

SUPERIOR INTEGRATION



PLUG AND PLAY ELECTRICAL

A revolution in electrical accessory integration, the Polaris PULSE Electrical System allows for a simple plug and play approach for adding power to Polaris Engineered Accessories.



INTEGRATED PRE-WIRED WINCH MOUNT

Designated mounting points and pre-wired connectors provide a perfect fit and the strongest place to attach the Polaris Engineered winch—the most dependable winch for your RANGER. With wiring built right into the vehicle, we made this the easiest RANGER winch to install.

INTEGRATED PLOW MOUNT*

The attachment points for the plow system are integrated right at the factory and feature an innovative drive-up and go installation process.

*Integrated plow mount not included on RANGER SP 570 non-Premium/non-NorthStar models

P. 64





DO MORE



VERSATILITY

Lock & Ride mounting locations allow for limitless customization to let you work the way you want.

RANGER 1000 / XP 1000 / XP KINETIC / DIESEL P. 18
RANGER SP 570 P. 50

BRING IT ALL. BRING IT ON.*



STORAGE VERSATILITY

Rhino-Rack roof rack and bed rack solutions offer 40% more storage capacity so you never have to leave tools or gear behind.



RANGER 1000 / XP 1000 / XP KINETIC / DIESEL P. 30

*Always read and follow the owner's manual and on-vehicle labels for prohibited items.

NEXT-LEVEL COMFORT

OUR BEST SEALING CAB

With the profile channels engineered into the roll cage, body plastics molded to seal and cab accessories designed to keep the elements out, the cab system offers a new level of interior comfort.

RANGER 1000 / XP 1000 / XP KINETIC / DIESEL P. 16
RANGER SP 570 P. 48

CUSTOMIZE YOUR RANGER



OWNER ESSENTIALS PACKAGE

- 2890333 Sport Roof Crew - Poly P. 16
- 2890527 Premium Roof Liner - Crew P. 16
- 2889020 Tip-Out Full Windshield - Glass P. 18
- 2879013  Rear Panel - Glass P. 19
- 2889811 Manual Crank Window Doors - Front P. 20
- 2889812 Manual Crank Window Doors - Rear P. 20
- 2890288 Sun Visor P. 22
- 2889220 Weatherproof Convex Rearview Mirror Kit P. 23
- 2890232 Upper Front Bumper P. 26
- 2882529 Standard Rear Bumper P. 26





1000 / XP 1000 / XP KINETIC / DIESEL



FARM/RANCH PACKAGE

- 2882752  Bed Extender P. 32
- 2890233  Headache Rack P. 32
- 2889793 Pro Armor 40" Single-Row Combo LED Light Bar P. 69
- 2879860 Y-Harness P. 69
- 2889679 Reverse Light Harness P. 74



RANGER 1000 / XP 1000 / XP KINETIC / DIESEL



**TRAIL RIDING
PACKAGE**



- 2882530 Rock Sliders with Step P. 26
- 2889689 Mud Guards P. 26
- 2889193  Spare Tire Carrier P. 32

- 2889793 Pro Armor 40" Single-Row Combo LED Light Bar P. 69
- 2883230 Polaris PULSE Wiring Harness - 1 LED Light Bar P. 74
- 2883425 Polaris NorthStar 60 QT Cooler P. 78



**WINTER
PACKAGE**



- 2889328 6" Plow Extensions P. 64
- 2889308 Pro Series Push Frame P. 64
- 2889058 Pro Series Plow Hydraulic Lift System P. 64
- 2889334 Pro Series Plow Blade - 72" Steel P. 64


- 2889029 Pro Series Plow Hydraulic Angle System P. 64
- 2883247 Plow System Power Controller P. 64
- 2889329 Back Drag Bar - 72" P. 65
- 2889793 Pro Armor 40" Single-Row Combo LED Light Bar P. 69
- 2883230 Polaris PULSE Wiring Harness - 1 LED Light Bar P. 74



**LANDOWNER
PACKAGE**

- 2889672 Rear LED Work Light P. 24
- 2889679 Reverse Light Harness P. 24
- 2882177 CargoMax System P. 32

- 2889876 Trash Can Hauler P. 35
- 2889793 Pro Armor 40" Single-Row Combo LED Light Bar P. 69
- 2883230 Polaris PULSE Wiring Harness - 1 LED Light Bar P. 74



**HUNT
PACKAGE**

- 2890583 Front Hood Storage Rack P. 32
- 2890233 Headache Rack P. 32
- 2889705 300 LB Rear Cargo Box Winch P. 32

- 2882904 Polaris PULSE Roof 6 P. 73
- 2884106 Single Boot Mount P. 76
- 2882036 Kolpin Stronghold Gun Boot XL P. 76



RANGER 1000 / XP 1000 / XP KINETIC / DIESEL

CAB KITS

TAKE YOUR
RANGER
TO THE NEXT LEVEL
OF COMFORT

Customize your experience by adding Cab Kits.





FULL CAB KITS 1000 / XP 1000 / DIESEL / XP KINETIC			PREMIUM 28K0001	FS NORDIC PRO - DIESEL DELUXE TRACTOR 28K0010	XP 1000 TRACTOR 28K0011	1000 TRACTOR 28K0012	DIESEL TRACTOR 28K0013	XP KINETIC TRACTOR 28K0014*
2890684	Premium Roof - Poly - Black	P. 16	✓	✓	✓	✓	✓	✓
2889020	Tip-Out Full Windshield - Glass	P. 18	✓	✓	✓	✓	✓	✓
2879013	Rear Panel - Glass	P. 19	✓	✓	✓	✓	✓	✓
2889911-070	Manual Crank Window Doors - Poly - Black	P. 20	✓	✓	✓	✓	✓	✓
2883974	Windshield Wiper & Washer System	P. 22	✓	✓	✓	✓	✓	✓
2209164	Mirror Door Mount Adapters	P. 23	✓	✓	✓	✓	✓	✓
2891398	Labels & Covers Kit			✓	✓	✓	✓	✓
PN Varies	8-Vent Heater & Defrost System	P. 22			2882753	2884066	2890045	2889449

HALF CAB KIT 28K0003

- 2890684 Premium Roof - Poly - Black P. 16
- 2889021 Fixed Windshield - Glass P. 18
- 2879013 Rear Panel - Glass P. 19
- 2883974 Windshield Wiper & Washer System P. 22

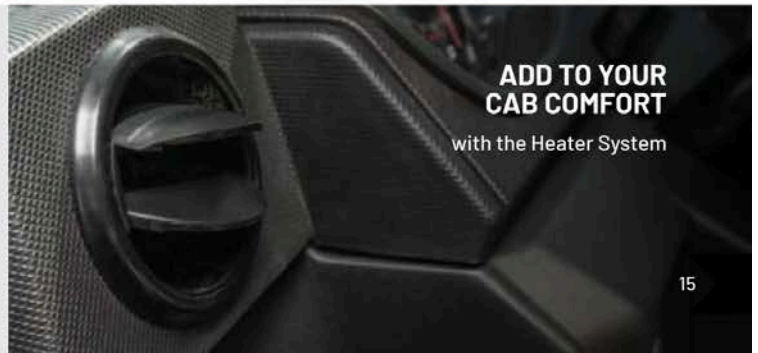
XP 1000 '18-26, 1000 '20-26, DIESEL '20-26, XP KINETIC '23-24



TOP SELLER 8-VENT HEATER & DEFROST SYSTEM P. 22-23

- » **XP 1000 ONLY** 2882753
XP 1000 '18-22
- » **1000 ONLY** 2884066
1000 '20-22
- » **DIESEL ONLY** 2890045
DIESEL '20-22
- » **XP KINETIC ONLY** 2889449*
XP KINETIC '23-24

*REQUIRES HIGH VOLTAGE BUSBAR (2889657) AND ADHESIVE ACCESSORY KIT (2890070), EACH SOLD SEPARATELY



**ADD TO YOUR
CAB COMFORT**
with the Heater System

ROOFS

TO SHIELD AGAINST DRIVING RAIN OR THE BLISTERING SUN, a roof is the first must-have of the Polaris Engineered cab components. Get on your way with protective peace of mind.

POLY FEATURES

- Water run-off
- Liner ready
- Polaris PULSE plug and play
- Lightweight

POLY

Lightweight, durable and impact-resistant. A poly roof can take the abuse of a tough trail and still protect.



SPORT ROOF - POLY

» 2-SEAT • BLACK • 2882911

XP 1000 '17-26, 1000 '20-26, XP KINETIC '23-24, DIESEL '17-26

» CREW • BLACK • 2890333 **TOP SELLER**

CREW XP 1000 '18-26, CREW 1000 '20-26



PREMIUM ROOF - POLY **TOP SELLER**

• Premium roof liner included

» BLACK • 2890684

XP 1000 '17-26, 1000 '20-26, XP KINETIC '23-24, DIESEL '17-26



LINERS

Get a touch of premium comfort, reduce cab noise and hide wiring.

Included with Premium Poly Roofs.

PREMIUM ROOF LINER

» 2-SEAT • 2890526

XP 1000 '17-26, 1000 '20-26, XP KINETIC '23-24, DIESEL '17-26
WORKS WITH SPORT ROOF (2882911)

» CREW • 2890527 **TOP SELLER**

CREW XP 1000 '18-26, CREW 1000 '20-26



POLARIS ENGINEERED ADVANTAGES



PREMIUM FINISH AND QUIETER RIDE



SEALED COVERAGE



REDUCE STANDING WATER



EASY AND FAST INSTALLATION

PREMIUM & SPORT ROOF FEATURES*

SEE AUDIO OPTIONS P. 28
ADD POWER TO PREMIUM & SPORT ROOFS P. 72



* Premium and Sport features not available on steel roofs

STEEL

For the ultimate in strength and protection.



STEEL ROOF

- Integrated visor for protection and accessory mounting
- Compatible with OEM and Kolpin® Glass Windshields and back panels
- Includes rubber seals for placement in-between roll cage and roof to minimize noise and wear
- Quick and easy install in less than 30-minutes

» 2-SEAT • 29110

XP 1000 '17-26, 1000 '20-26, DIESEL '17-26

» CREW • 29120

CREW XP 1000 '19-26, CREW 1000 '20-26

NOT COMPATIBLE WITH POLARIS OEM ROOF LINERS



ROOF FOAM LINER INSULATION

- 5MM adhesive backed foam pad to stick to underside of metal roofs
- Reduces noise, squeaks, pads roof against frame
- Looks more premium, provides soft-touch surfaces and is washable

» 2-SEAT • 29010

XP 1000 '17-26, 1000 '20-26, DIESEL '17-26

» CREW • 29020 (SHOWN)


CREW XP 1000 '19-26, CREW 1000 '20-26

NOT COMPATIBLE WITH POLARIS OEM ROOFS




WINDSHIELDS & REAR PANELS

GLASS VS HARD COAT POLY



Superior optical clarity (automotive level)
 Scratch-resistant
 Curved to fit, seals tight
 Cold weather / heavy duty
 Wiper ready



Lightweight, flexible, easy to store/remove
 Impact-resistant
 360° seal keeps out rain and dust



TIP-OUT FULL WINDSHIELD - GLASS TOP SELLER

- Tip-out design offers three positions: open, closed and vented
- Gas shocks assist in easy opening and closing
- 360° gasket for reliable protection and comfort
- Scratch-resistant automotive-style curved glass

» 2889020

XP 1000 '18-26, CREW XP 1000 '19-26, CREW 1000 '20-26, 1000 '20-26, XP KINETIC '23-24, DIESEL '17-26
 NOT COMPATIBLE WITH ROPS MOUNTED SIDE VIEW MIRRORS (2889243)



FULL GLASS WINDSHIELD - CLEAR TOP SELLER

- Scratch-resistant, curved laminate safety glass
- Protects against wind and rain
- UV-blocking interlayer and 360° gasket seal

» 2889021

XP 1000 '18-26, CREW XP 1000 '19-26, CREW 1000 '20-26, 1000 '20-26, XP KINETIC '23-24, DIESEL '20-26



FULL GLASS WINDSHIELD - CLEAR

- Scratch-resistant, curved laminate safety glass that protects against wind, rain and other hazardous debris
- UV-blocking interlayer and 360° gasket seal
- Seal Kit included

» 2889030

XP 1000 '17-26, CREW XP 1000 '17-26, CREW 1000 '20-26, 1000 '20-26, DIESEL '17-26



FULL WINDSHIELD VENTED - HARD COAT POLY

- Frameless design for maximum visibility
- Added vents for airflow on a hot day or defrosting on a cold day
- Requires Wiper Install Kit (2207624), sold separately

» 2883266

XP 1000 '17-26, CREW XP 1000 '19-26, CREW 1000 '20-26, 1000 '20-26, XP KINETIC '23-24, DIESEL '20-26



FULL WINDSHIELD - HARD COAT POLY

- Frameless design for maximum visibility
- Requires Wiper Install Kit (2207624), sold separately

» 2883300

XP 1000 '17-26, CREW XP 1000 '18-26, CREW 1000 '20-26, 1000 '20-26, XP KINETIC '23-24, DIESEL '20-26



FLIP-DOWN WINDSHIELD - HARD COAT POLY

- Two venting options: fully sealed, flip-down or remove upper half for some protection with maximum ventilation

» 2884139

XP 1000 '18-26, CREW XP 1000 '19-26, CREW 1000 '20-26, 1000 '20-26, XP KINETIC '23-24, DIESEL '20-26





LR LOCK RIDE
EASY AND FAST
INSTALLATION



AIRTIGHT
GASKET SEAL



MULTI-FUNCTION
FEATURES

**POLARIS ENGINEERED
ADVANTAGES**



LR FULL WINDSHIELD - POLY
• Frameless design for maximum visibility
» 2883278
XP 1000 '17-26, CREW XP 1000 '18-26, CREW 1000 '20-26, 1000 '20-26, XP KINETIC '23-24, DIESEL '20-26

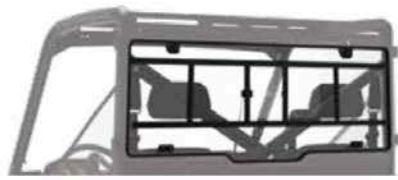


LR HALF WINDSHIELD - POLY
• Deflects air flow from straight on, but still provides air flow in the cab
» 2883301
XP 1000 '17-26, CREW XP 1000 '18-26, CREW 1000 '20-26, 1000 '20-26, XP KINETIC '23-24, DIESEL '20-26



ADD ALL-WEATHER VISIBILITY
P. 22

REAR PANELS




LR REAR PANEL - SLIDING GLASS
• Sliding window provides ventilation, cab comfort and access to cargo in rear box
» 2879015
XP 1000 '17-26, CREW XP 1000 '18-26, CREW 1000 '20-26, 1000 '20-26, XP KINETIC '23-24, DIESEL '20-26



LR REAR PANEL - GLASS TOP SELLER
» 2879013
XP 1000 '17-26, CREW XP 1000 '18-26, CREW 1000 '20-26, 1000 '20-26, XP KINETIC '23-24, DIESEL '20-26



LR REAR PANEL - POLY
• Strong, thick polycarbonate provides outstanding impact and scratch resistance
• Installs in contours of cab frame with 360° gasketing for outstanding protection, comfort, fit and finish
» 2883773
XP 1000 '17-26, CREW XP 1000 '18-26, CREW 1000 '20-26, 1000 '20-26, XP KINETIC '23-24, DIESEL '20-26



**REDUCE IN-CAB DUST SWIRL
BY ADDING A REAR PANEL.**

With a windshield and roof installed, turbulent air develops behind the cab. Add a rear panel to reduce dust intrusion from this swirl.

ROOFS

WINDSHIELDS
& REAR PANELS

DOORS

CAB COMFORT
& CONVENIENCE

WINCHES

PROTECTION
& AUDIO

STORAGE

XP KINETIC

MAINTENANCE
PARTS & FLUIDS

DOORS

GET SUPERIOR PERFORMANCE AND OUR BEST SEAL

- 360° GASKET SEAL
- EASY TO CLEAN TPE LINER
- BUILT-IN STORAGE
- VENTILATION OPTIONS



KEY FEATURES	PREMIUM POLY DOORS			CANVAS DOORS
	POWER WINDOW DOORS	MANUAL CRANK WINDOW DOORS	HALF DOORS	ZIP WINDOW DOORS
WINDOW TYPE / VENTILATION	GLASS / POWER	GLASS / MANUAL CRANK	NA / OPEN TOP	CLEAR POLY / ZIPPED
VISIBILITY	UPPER	UPPER	UPPER	UPPER + PARTIAL LOWER
STORAGE COMPARTMENT	STANDARD	STANDARD	STANDARD	
AUDIO-READY / SPEAKER MOUNT	STANDARD, PRE-WIRED	STANDARD		
PREMIUM TPE LINER	STANDARD	STANDARD	STANDARD	
SPECIAL FEATURES	BUILT-IN FLOOR LIGHT, COLORED ACCENT PANELS AVAILABLE	COLORED ACCENT PANELS AVAILABLE	COLORED ACCENT PANELS AVAILABLE	AVAILABLE IN POLARIS PURSUIT CAMO

The ultimate door offering power windows, switches mounted on the door and built-in floor light.	A premium, door offering manual crank windows for airflow adjustment in the cab.	Provides lower protection from the off-road with an open-air experience.	Lightweight, durable protection with adjustable zipper ventilation and see-through bottom panel.
--------------------------------------------------------------------------------------------------	----------------------------------------------------------------------------------	--------------------------------------------------------------------------	--------------------------------------------------------------------------------------------------

Front and Rear Doors of same design are required to complete a cab on CREW RANGER models. Premium Doors come with Gloss Black Exterior Door Accent Panels, images shown with optional Exterior Door Accent Panels.

FRONT DOORS (SET OF 2) <small>XP 1000 18-26, CREW XP 1000 18-26, CREW 1000 20-26, 1000 20-26, XP KINETIC 23-24, DIESEL 20-26</small>	 POWER WINDOW DOORS - POLY - BLACK 2889813	 MANUAL CRANK WINDOW DOORS - POLY - BLACK 2889811	 HALF DOORS - POLY 2889814	 ZIP WINDOW DOORS - CANVAS - BLACK 2891499	
	REAR DOORS (SET OF 2) <small>CREW XP 1000 18-26, CREW 1000 20-26</small>	 MANUAL CRANK WINDOW DOORS - REAR - POLY 2889812	 HALF DOORS - REAR - POLY 2889815	 ZIP WINDOW DOORS - REAR - CANVAS - BLACK 2891500	



STEEL HALF DOORS

- Set of 2 doors
- 30-minute installation
- Easy-on, easy-off e-clip & hinge pin removal
- Standard automotive forward opening (like your truck)
- Premium aluminum door handle with automotive-style latch (doesn't rattle)
- Thick D-Trim seals around lower edge for splash-free riding



» FRONT • 32000

XP 1000 '18-26, 1000 '20-26, XP KINETIC '23-24, DIESEL '20-26



» REAR • 32010

CREW XP 1000 '19-26, CREW 1000 '20-26



UPPER SOFT DOORS

- Set of 2 doors
- Quick on-off 15 minute installation
- Durable steel framing with weather resistant nylon canvas
- -20° F cold crack rated PVC windows with double zippered full opening
- Door handle access with zippered closure
- Thick trim seals around upper edge for cab enclosure



» FRONT • 32500

XP 1000 '18-26, 1000 '20-26, XP KINETIC '23-24, DIESEL '20-26
ONLY COMPATIBLE WITH KOLPIN DOORS
FRONT STEEL HALF DOORS (32000) REQUIRED,
SOLD SEPARATELY



» REAR • 32510

CREW XP 1000 '19-26, CREW 1000 '20-26
ONLY COMPATIBLE WITH KOLPIN DOORS
REAR STEEL HALF DOORS (32010) REQUIRED,
SOLD SEPARATELY

EXTERIOR DOOR ACCENT PANELS

- Replace stock gloss black accent panels
- Painted plastic and clear-coated for UV protection
- Install easily with a single screw
- Comes as a pair



SUNSET
RED METALLIC

FRONT 2882870-520
REAR 2883829-520



POLARIS
PURSUIT CAMO

2882870-587
2883829-587



BLACK
PEARL

2882870-666
--



MATTE
SAGEBRUSH GREEN

2882870-685
2883829-685



ORANGE
RUST

2882870-750
2883829-750



STEALTH
GRAY

FRONT 2882870-804
REAR 2883829-804



BLUE
SLATE

2882870-826
2883829-826



ONYX
BLACK

2882870-866
--



ICY WHITE
PEARL

2882870-911
--



NEW
HEAVY METAL

2882870-942
2883829-942



NEW
BLUE LABYRINTH

FRONT 2882870-981
REAR 2883829-981



MIRAGE
BEIGE

2882870-987
2883829-987



NEW
ROVER RUST

2882870-A17
2883829-A17



REQUIRED POLARIS PULSE
INSTALLATION ITEMS

P. 72



CAB COMFORT & CONVENIENCE



8-VENT HEATER & DEFROST SYSTEM TOP SELLER

- Easily control the climate inside your cab in any season
 - Helps defrost windshields and keeps you warm or cool
 - Heat and fan dash-mounted controls
 - Manual vents
- » **2882753** XP 1000 ONLY
XP 1000 '18-26, CREW XP 1000 '19-26
- » **2884066** 1000 ONLY
CREW 1000 '20-26, 1000 '20-26
NEED ADAPTER: 2884163 ON CREW 1000
- » **2890045** DIESEL ONLY
DIESEL '20-26
- » **CREW HEATER ADAPTER KIT** 1000 ONLY
2884163
CREW 1000 '20-26




WINDSHIELD WIPER & WASHER SYSTEM TOP SELLER

- » **2883974**
XP 1000 '18-26, CREW XP 1000 '19-26, CREW 1000 '20-26,
1000 '20-26, XP KINETIC '23-24, DIESEL '20-26
HARD COAT POLY WINDSHIELDS REQUIRE MOUNT KIT (2207624).
SOLD SEPARATELY

HARD COAT POLY WINDSHIELD WIPER & WASHER SYSTEM MOUNTING BRACKET

- » **2207624**
XP 1000 '17-26, CREW XP 1000 '18-26, CREW 1000 '20-26,
1000 '20-26, XP KINETIC '23-24, DIESEL '20-26
REQUIRED TO USE WIPER ON POLY WINDSHIELDS (2883266 OR 2883300)



FLOOR MATS - 3 SEAT

- » **2882780** XP 1000 ONLY
XP 1000 '18-26, CREW XP 1000 '19-26, XP KINETIC '23-24
CREW: FITS FRONT SEATS ONLY
- » **2884247** 1000 ONLY
CREW 1000 '20-26, 1000 '20-26
CREW: FITS FRONT SEATS ONLY



AUXILIARY LIGHTS - FRONT BUMPER

- Provides an additional 1,200 Lumens of front illumination
 - Seamlessly integrate into your bumper pockets
 - Easily control the lighting for enhanced visibility and style with a dash-mounted switch
- » **2890440***
XP 1000 '25, CREW XP 1000 '25
REQUIRES POLARIS PULSE LED LIGHT BAR WIRING HARNESS (2883230)
* NOT AVAILABLE IN EUROPE

NOISE REDUCTION SYSTEM

- Designed to attach to the rear closure panel of your RANGER cab
 - The sound absorbing material reduces unwanted noise for a quieter cab
- » **2883489**
XP 1000 '18-26, CREW XP 1000 '19-26, 1000 '20-26,
CREW 1000 '20-26, XP KINETIC '23-24, DIESEL '20-26



SUN VISOR TOP SELLER

- Injection molded visors for seamless fit to protect from the sun
- » **2890288**
XP 1000 '17-26, CREW XP 1000 '18-26, CREW 1000 '20-26,
1000 '20-26, XP KINETIC '23-24, DIESEL '20-26



FULL-SIZE SEATSAVER® - SPLIT BENCH SEAT

- Covers the back and bottom of seat
- Designed to fit snug and stay wrinkle free, so it won't slip, slide, or bunch up
- Machine washable for easy cleaning

■ » CARHARTT™ GRAVEL • 2890291-458

XP 1000 '18-21, CREW XP 1000 '19-21, XP KINETIC '23-24, DIESEL '20-26
CREW: FITS FRONT SEATS ONLY
NO REAR SEAT COVERS AVAILABLE



SEAT CONFIGURATION



REMOTE GARAGE DOOR OPENER BY HOMELINK

- Control up to two garage doors
- » 2882892

XP 1000 '18-26, CREW XP 1000 '19-26, CREW 1000 '20-26,
1000 '20-26, XP KINETIC '23-24, DIESEL '20-26



IN-CAB HEATER AND DEFROST KIT

- Easily control the climate inside your cab in any season
- Helps defrost windshields and keep you warm or cool
- Three different fan speeds
- Heat and fan dash-mounted controls
- Manual vents

» 2889449

XP KINETIC '23-24

REQUIRES HIGH VOLTAGE BUSBAR (2889667) AND ADHESIVE ACCESSORY KIT (2890070), EACH SOLD SEPARATELY



UPPER SWITCH PANEL

- Add up to 4 additional electrical accessory switches
- Convenient roof-mounted overhead panel
- Includes mounting hardware

» 2889674

XP 1000 '18-26, CREW XP 1000 '18-26, 1000 '20-26,
CREW 1000 '20-26, DIESEL '20-26

REQUIRES UPPER SWITCH PANEL LIGHT BAR HARNESS (2889675), SOLD SEPARATELY



SIDE VIEW MIRRORS

- Mounts on any RANGER vehicle that is equipped with doors
- Fully adjustable to accommodate riders of all sizes and can fold in to prevent being struck

» DOOR MOUNTED • 2889241

» ROPS-MOUNTED (SHOWN) • 2889243

XP 1000 '18-26, CREW XP 1000 '19-26, CREW 1000 '20-26,
1000 '20-26, XP KINETIC '23-24, DIESEL '20-26

NOT COMPATIBLE WITH TIP-OUT FULL WINDSHIELD (2889020), DOORS OR UNITS WITH A FORWARD GRIP HANDLE ON THE ROPS

» DOOR MOUNT ADAPTOR • 2209164

ONLY NEEDED TO MOUNT 2889243 ON DOORS



WEATHERPROOF CONVEX REARVIEW MIRROR KIT TOP SELLER

» 2889220

XP 1000 '17-26, CREW XP 1000 '18-26, CREW 1000 '20-26,
1000 '20-26, XP KINETIC '23-24, DIESEL '20-26



WIDE ANGLE REAR VIEW MIRROR

- Large 6.4 x 35.6 cm adjustable convex mirrored surface gives you a full-spectrum view

» 2881439

XP 1000 '17-26, CREW XP 1000 '18-26, CREW 1000 '20-26,
1000 '20-26, XP KINETIC '23-24, DIESEL '20-26



12V CARGO BED POWER KIT

- Additional power for your tools or accessories
- Requires 12V In-Bed Power Harness Extension (2890068), sold separately

» 2889673

XP 1000 '18-26, CREW XP 1000 '19-26, 1000 '20-26,
CREW 1000 '20-26, DIESEL '20-26

REQUIRES 12V IN-BED POWER HARNESS EXTENSION (2890068), SOLD SEPARATELY



12V IN-BED POWER HARNESS EXTENSION

- Required for installation of 12V Cargo Bed Power Kit (2889673)

» 2890068

CREW XP 1000 '18-26, CREW 1000 '20-26

CAB COMFORT & CONVENIENCE



WORK BEACON LED LIGHT

- 15.2 m of illumination 360° around your vehicle
- Ideal for plowing, hunting and nighttime utility work
- Break-away construction protects the light in areas with tight clearance
- Mounted to the vehicle on the rear of the ROPS
- Easily hinge the light up during use and hinge it down when in transit
- Add LED Headlights for more light

» 2883265*

XP 1000 '18-26, CREW XP 1000 '18-26, CREW 1000 '20-26, 1000 '20-26, XP KINETIC '23-24

REQUIRES LIGHT BAR HARNESS/EXTENSION (2883230 AND 2883954), EACH SOLD SEPARATELY

* NOT AVAILABLE IN EUROPE



REAR LED WORK LIGHT

- Mounts to the back of your cab to fully illuminate the cargo box and surrounding area
- Includes necessary mounting hardware
- Requires a harness

» 2889672

XP 1000 '18-26, CREW XP 1000 '18-26, 1000 '20-26, CREW 1000 '20-26, DIESEL '20-26
CREW: REQUIRE HARNESS (2889675) AND HARNESS EXTENSION (2890067), EACH SOLD SEPARATELY




REVERSE LIGHT HARNESS

- Toggle your rear facing light (sold separately) by shifting into reverse, or by the switch on your dash

» 2889679

XP 1000 '17-26, CREW XP 1000 '18-26, CREW 1000 '20-26, 1000 '20-26, XP KINETIC '23-24, DIESEL '20-26



MULTI-FUNCTION CAB LIGHT

- LED dome light provides white, red, green and blue lighting options
- Battery-operated. Recharges when the vehicle is on
- Can be removed to use as a flashlight in and around your vehicle

» 2882871

XP 1000 '18-26, CREW XP 1000 '18-26, CREW 1000 '20-26, 1000 '20-26, XP KINETIC '23-24, DIESEL '20-26
REQUIRES POLARIS PULSE ROOF 6 (2882904), SOLD SEPARATELY

- Red light is great for reading maps
- Green light is perfect for navigating in the dark
- Blue light is ideal for night riding

REVERSE WARNING ALERT

- Automatically activated whenever the vehicle is put in reverse

» 2883246*

XP 1000 '18-26, CREW XP 1000 '18-26, CREW 1000 '20-26, 1000 '20-26, XP KINETIC '23-24
* NOT AVAILABLE IN EUROPE

HORN

» 2882764*

XP 1000 '18-26, CREW XP 1000 '18-26, CREW 1000 '20-26, 1000 '20-26, XP KINETIC '23-24
* U.S. MODELS ONLY

UPPER SWITCH PANEL LIGHT BAR HARNESS*

- Required for Upper Switch Panel installation

» 2889675

» EXTENSION • 2890067

XP 1000 '18-26, CREW XP 1000 '18-26, 1000 '20-26, CREW 1000 '20-26, DIESEL '20-26

* CHECK WITH YOUR LOCAL DEALER FOR AVAILABILITY.



With Polaris PULSE it's easy to add all your electrical accessories.

LEARN MORE P. 72

WINCHES



1000 / XP 1000 / XP KINETIC / DIESEL

ROOFS

WINDSHIELDS
& REAR PANELS

DOORS

CAB COMFORT
& CONVENIENCE

WINCHES

PROTECTION
& AUDIO

STORAGE

XP KINETIC

MAINTENANCE
PARTS & FLUIDS

FEATURES & BENEFITS

PRO SERIES

RAPID ROPE RECOVERY

Retrieve cable 5x as fast as standard mode on other Polaris winches. Get back to riding or complete your task quicker.



NOT AVAILABLE

AUTO STOP TECHNOLOGY

Auto Stop technology protects and extends the life of your winch by automatically stopping the winch at the end of pull to prevent over-spooling.



ADD AUTO STOP UPGRADE
2889690
SYNTHETIC ROPE REQUIRED

PREMIUM SYNTHETIC ROPE

Lightweight, extremely strong and flexible 50 ft long rope stands up to any tough job.



ADD SYNTHETIC ROPE
2879187

WIRELESS REMOTE

Operate your winch wirelessly from within 50 ft of the vehicle.



ADD WIRELESS REMOTE
2883455

MODEL

2,722 KG

2,041 KG

2,041 KG

XP 1000/CREW '19-26
1000/CREW '20-26

NON EPS RANGER 1000 REQUIRES FRONT BUMPER

2889693

TOP SELLER
2889694

High-Mounted
2889272

2889695

XP KINETIC '23-24

DIESEL '20-26

UPGRADE YOUR CONTROLS

DASH WINCH SWITCH KIT

- Allows user to add a dash switch as an additional means to control winch
- Can be used with all winches and are compatible with other control methods (wireless/wired)

» 2889050

XP 1000 '19-26, CREW XP 1000 '19-26, CREW 1000 '20-26, 1000 '20-26, XP KINETIC '23-24, DIESEL '20-26

TOP SELLER

POWER CONTROLLER

- Control your winch and plow hydraulics directly from the shift knob

» 2883247

XP 1000 '18-26, CREW XP 1000 '19-26, CREW 1000 '20-26, 1000 '20-26, DIESEL '20-26

REQUIRES WINCH ADAPTER (2884159), SOLD SEPARATELY. WHEN USING A WINCH FOR LIFTING DEVICE



WIRED REMOTE CONTROL

- Must order remote handle and socket together

» REMOTE HANDLE • 4013466

» SOCKET • 4017102

REPLACEMENT PARTS

SYNTHETIC ROPE

» 2,041 KG • 2879187

» 2,722 KG • 2879188



PROTECTION



STANDARD BUMPERS TOP SELLER

- To use Front Bumper with RIDE COMMAND and Front Camera, Accessory Bumper Hardware (2207941) is required

» FRONT • 2890232

XP 1000 '25-26, CREW XP 1000 '25-26, DIESEL '25-26
FRONT BUMPER NOT COMPATIBLE WITH HIGH LIFTER MODELS

» FRONT • 2882531

XP 1000 '18-24, CREW XP 1000 '19-24, CREW 1000 '20-26,
1000 '20-26, XP KINETIC '23-24, DIESEL '20-24
FRONT BUMPER NOT COMPATIBLE WITH HIGH LIFTER MODELS
1000 NON-EP6 VEHICLES REQUIRE FRONT BUMPER: 2884223

» REAR • 2882529

XP 1000 '18-26, CREW XP 1000 '19-26, CREW 1000 '20-26,
1000 '20-26, XP KINETIC '23-24, DIESEL '20-26

» ACCESSORY BUMPER HARDWARE • 2207941

FOR USE ON VEHICLES WITH RIDE COMMAND
AND FRONT CAMERA

FULL COVERAGE BUMPERS

- Increased protection over standard bumper with integrated mounting locations for accessories and lights (sold separately) with a durable matte black finish
- Easy installation with included mounting hardware
- Additional 36" storage area for recovery equipment

» FRONT • 2885105

XP 1000 '18-26, CREW XP 1000 '19-26, CREW 1000 '20-26, 1000 '20-26, XP KINETIC '23-24, DIESEL '20-26
FRONT BUMPER NOT COMPATIBLE WITH HIGH LIFTER MODELS

REAR: RECOMMENDED WITH RIGID OR PRO ARMOR
POD LIGHTS FOR UPGRADED LIGHTING

» REAR • 2884217

ROCK SLIDERS

ROCK SLIDERS WITH STEP


- Reliable, hard-working protection for edges of vehicle
- Integrated step with boot scraper helps keep interior clean
- Mounts directly to the frame, instead of underneath, for maximum ground clearance
- Steel construction with black e-coat and durable black powder-coated finish

» TOP SELLER 3-SEAT • 2882530

XP 1000 '18-26, 1000 '20-26, DIESEL '20-26

» CREW • 2883398

CREW XP 1000 '18-26, CREW 1000 '20-26



MUD GUARDS

MUD GUARDS

- Attaches under the bed to protect underside of bed, engine components and under seat area of vehicle from mud build up
- Allows for easier vehicle cleaning and less debris build up



» RANGER 1000
2889639
1000 '20-26,
CREW 1000 '20-26



» RANGER XP 1000
NORTHSTAR EDITION
2889689
XP 1000 NORTHSTAR '18-26,
CREW XP 1000 NORTHSTAR '19-26



» RANGER XP 1000
2889640
XP 1000 '18-26,
CREW XP 1000 '19-26



HIGH-MOUNTED FRONT BUMPER

- Increased protection over stock bumper
- Offers a higher winch mounting position which allows for easier access when used in deep mud
- Not compatible with Polaris plow systems

» 2889271

XP 1000 '18-26, CREW XP 1000 '19-26, CREW 1000 '20-26, 1000 '20-26, XP KINETIC '23-24, DIESEL '20-26

HIGH-MOUNTED 2,041 KG WINCH (2889272), SOLD SEPARATELY, RECOMMENDED WHEN BUMPER IS INSTALLED

HIGH-MOUNTED 2,041 KG WINCH

- Provides outstanding performance and versatile pulling power
- The elevated mounting position allows for easier access when used in deep mud

» 2889272

XP 1000 '18-26, CREW XP 1000 '19-26, CREW 1000 '20-21, 1000 '20-26, XP KINETIC '23-24, DIESEL '20-26



FRONT BUMPER 1000 ONLY

- Increased protection over stock bumper
- Sturdy stamped steel and tube construction
- Integrated mounting positions for plow and winch accessories

» 2889330

CREW 1000 '20-26, 1000 '20-26

REQUIRED TO INSTALL WINCH/PLOW ON NON EPS RANGER 1000

ACCESSORY BUMPER HARDWARE

- Required when using a front camera as well as an Upper Front Bumper or Hood Rack

» 2889659

XP KINETIC '23-24



A-ARMS



HIGH CLEARANCE A-ARMS


- High-Clearance Arched A-Arms offer increased ground clearance for navigating difficult terrain
- Strong, durable tubular steel construction means these A Arms can withstand even the most punishing trails so you can ride further

» FRONT • 2889269

XP 1000 '18-26, CREW XP 1000 '19-26, CREW 1000 '20-26, 1000 '20-26, XP KINETIC '23-24

» REAR • 2889270

XP 1000 '18-26, CREW XP 1000 '19-26, CREW 1000 '20-26, 1000 '20-26, XP KINETIC '23-24



POLY A-ARM GUARDS

- Strong, .64 cm thick, durable, lightweight HMW (high molecular weight) polyethylene construction helps protect against off-road impacts
- Molded specifically for the RANGER XP 1000 & 1000 front suspension for a sure fit and low-profile presence
- Easy bolt-on design with mounting hardware included

» FRONT • 2882784

XP 1000 '22-26, CREW XP 1000 '22-26, CREW 1000 '20-26, 1000 '20-26, XP KINETIC '23-24

NOT COMPATIBLE WITH ARCHED A-ARM MODELS

» REAR • 2882787

XP 1000 '18-26, CREW XP 1000 '19-26, CREW 1000 '20-26, 1000 '20-26, XP KINETIC '23-24


NOT COMPATIBLE WITH ARCHED A-ARM MODELS

RANGER 1000 / XP 1000 / XP KINETIC / DIESEL

AUDIO



JBL® has brought music to life in a way people can feel for over 70 years. Unleash the power of music so you can live life to the fullest wherever and whenever. Purpose-built to stand up to any outdoor environment and to handle the toughest jobs.



WE PARTNERED WITH JBL® TO CREATE
**A PREMIUM AUDIO
EXPERIENCE, SPECIFICALLY
DESIGNED FOR RANGER.**



INTEGRATED KITS FOR IMMERSIVE SOUND



JBL® TRAIL PRO 2000 AUDIO KIT

- All-in-one solution for high performance sound
- Premium quality Bluetooth®, USB, AM/FM/WB radio
- Built-in 100 Watt four channel amplifier
- Two off-road grade 16.51 cm component speakers with polypropylene carbon fiber cones and PEI tweeters

» 2890225

CREW/XP 1000 '25-26, CREW/1000 '25-26, DIESEL '25-26

COMPATIBLE WITH PREMIUM AND NORTHSTAR PREMIUM TRIMS FOR XP 1000 ONLY



JBL® TRAIL PRO 4100 REAR AUDIO UPGRADE

- Upgrade kit for factory installed or accessory JBL® Trail Pro Audio
- Additional speakers and subwoofer to create an immersive in-cab audio experience
- Two 10.16 cm speakers with aluminum cones and audio outputs to drive additional speakers
- High output 25.4 cm Subwoofer and 300 watt amplifier

» 2890226

CREW/XP 1000 '25-26

COMPATIBLE WITH PREMIUM & NORTHSTAR TRIMS ONLY

REQUIRES JBL® TRAIL PRO 2000 AUDIO KIT (2890225) OR JBL® TRAIL PRO 2000 ULTIMATE UPGRADE KIT (2890287), EACH SOLD SEPARATELY



JBL® TRAIL PRO 2000 RANGER XP 1000 UPGRADE KIT

- Two 16.51 cm dash mounted component speakers with polypropylene carbon fiber cones and PEI tweeters
- Includes front and rear cameras and dash bezel kit to mount 7" Display powered by RIDE COMMAND
- Easy install and seamless integration
- Waterproof for reliable power and sound quality

» 2890287

CREW/XP 1000 '25-26

COMPATIBLE WITH PREMIUM & NORTHSTAR PREMIUM TRIMS ONLY



JBL TRAIL PRO 2000 RANGER 1000 UPGRADE KIT

- Two 16.51 cm dash mounted component speakers with polypropylene carbon fiber cones and PEI tweeters
- Includes front and rear cameras and dash bezel kit to mount 7" Display powered by RIDE COMMAND
- Easy install and seamless integration
- Waterproof for reliable power and sound quality

» 2890286

CREW/1000 '25-26, DIESEL '25-26

1000 / XP 1000 / XP KINETIC / DIESEL

ROOFS

WINDSHIELDS
& REAR PANELS

DOORS

CAB COMFORT
& CONVENIENCE

WINCHES

PROTECTION
& AUDIO

STORAGE

XP KINETIC


MAINTENANCE
PARTS & FLUIDS

STORAGE



BRING IT ALL. BRING IT ON.*

From opposite sides of the globe, some of the most capable machines in the off-road world meet a trusted outdoor adventure brand to deliver industry-exclusive, purpose-built roof racks, bed racks and attachments that help RANGER riders get the job done.



PICK YOUR RACK



REAR BED RACK / ROOF RACK, SMALL

- Install either in the bed or on the roof of the vehicle (mounts sold separately)
- A durable backbone provides a secure vehicle attachment
- An innovative attachment system allows for easy accessory install
- 34 kg weight capacity per rack

» 2889236

XP 1000 '18-26, 1000 '20-26, XP KINETIC '23-24, DIESEL '20-26

*Always read and follow the owner's manual and on-vehicle labels for prohibited items.



ROOF RACK, LARGE

- Install on the roof of the vehicle (mount sold separately)
- A durable backbone provides a secure vehicle attachment
- An innovative attachment system allows for easy accessory install
- 68kg weight capacity

» 2889237

CREW XP 1000 '19-26, CREW 1000 '20-26

PICK YOUR MOUNT



REAR BED RACK MOUNT

» 2889235

XP 1000 '18-26, 1000 '20-26, CREW XP 1000 '19-26, CREW 1000 '20-26, XP KINETIC '23-24, DIESEL '20-26



ROOF RACK MOUNT

» 3-SEAT • 2889233

XP 1000 '18-26, 1000 '20-26, XP KINETIC '23-24, DIESEL '20-26



» CREW • 2889234

CREW XP 1000 '19-26, CREW 1000 '20-26



MAXIMIZE YOUR RIDE




BUILD THE ULTIMATE UTILITY VEHICLE



BUILT FOR THE LONG HAUL

ACCESSORIZE IT



SPARE TIRE HOLDER

- Transport a spare tire outside the vehicle
- Easily mounts to the Rhino-Rack Rear Bed Rack (2889590), sold separately

» 2889529

XP 1000 '18-26, CREW XP 1000 '19-26, CREW 1000 '20-26, 1000 '20-26, XP KINETIC '23-24, DIESEL '20-26




J-STYLE KAYAK HOLDER

- Transport a kayak or canoe on the roof of your vehicle

» 2889883

XP 1000 '18-26, CREW XP 1000 '19-26, CREW 1000 '20-26, 1000 '20-26, XP KINETIC '23-24, DIESEL '20-26
REQUIRES ACCESSORY BARS (2889884), SOLD SEPARATELY




MULTI-PURPOSE TOOL HOLDER

- Carry and protect tools, paddles and more
- Ratchet-locking mechanism for quick release and rubber inserts that secure gear into place

» 2889528

XP 1000 '18-26, CREW XP 1000 '19-26, CREW 1000 '20-26, 1000 '20-26, XP KINETIC '23-24, DIESEL '20-26



FISHING ROD HOLDER

- Convenient, locking carrier can transport five fishing rods safely and securely on a roof rack

- Doubles as a ski/snowboard carrier

» 2889729

XP 1000 '18-26, CREW XP 1000 '19-26, CREW 1000 '20-26, 1000 '20-26, XP KINETIC '23-24, DIESEL '20-26



HIGH-LIFTING JACK MOUNT

- Simple, quick install with durable brackets
- Rugged, non-corrosive powder-coated steel stands up to the harshest conditions

» 2889533

XP 1000 '18-26, CREW XP 1000 '19-26, CREW 1000 '20-26, 1000 '20-26, XP KINETIC '23-24, DIESEL '20-26



TRACTION BOARD MOUNTS

- Strong, durable and easy to attach
- Traction boards sold separately

» 2889530

XP 1000 '18-26, CREW XP 1000 '19-26, CREW 1000 '20-26, 1000 '20-26, XP KINETIC '23-24, DIESEL '20-26



ACCESSORY BARS

- Offers horizontal fitment to allow other accessories to be attached to the Rhino-Rack® platforms

» 2889884

XP 1000 '18-26, CREW XP 1000 '19-26, CREW 1000 '20-26, 1000 '20-26, XP KINETIC '23-24, DIESEL '20-26



EYELET TIE-DOWNS

- Attach in multiple locations on the platform for additional tie-down points
- Anti-corrosive, galvanized steel for heavy duty strength

- Includes one set with hardware (straps not included)

» 2891204

XP 1000 '18-26, CREW XP 1000 '19-26, CREW 1000 '20-26, 1000 '20-26, XP KINETIC '23-24, DIESEL '20-26



GUN MOUNTING BRACKET

- Mount Kolpin Stronghold Gun Boots to Rhino-Rack systems when paired with Auto-Latch Mount (2889931), sold separately

» 2889327

XP 1000 '18-26, CREW XP 1000 '19-26, CREW 1000 '20-26, 1000 '20-26, XP KINETIC '23-24, DIESEL '20-26



CARGO CORNER BRACKETS

- Mount a NorthStar cooler or toolbox to the platform and save space inside the vehicle (straps not included)

- A unique, anti-rotation nut offers maximum security

» 2889531

XP 1000 '18-26, CREW XP 1000 '19-26, CREW 1000 '20-26, 1000 '20-26, XP KINETIC '23-24, DIESEL '20-26



200 L LUGGAGE BAG

- Carry bulky, lightweight gear in this tear- and weather-resistant canvas bag

» 2889881

XP 1000 '18-26, CREW XP 1000 '19-26, CREW 1000 '20-26, 1000 '20-26, XP KINETIC '23-24, DIESEL '20-26



FLAG BRACKET

- Securely mount flags or whips to Rhino-Rack® platform
- Adjustable bracket with 180-degree folding design

- Includes installation hardware

» 2891228

XP 1000 '18-26, CREW XP 1000 '19-26, CREW 1000 '20-26, 1000 '20-26, XP KINETIC '23-24, DIESEL '20-26



LIGHT BAR MOUNT

» 2891354

XP 1000 '18-26, CREW XP 1000 '19-26, CREW 1000 '20-26, 1000 '20-26, XP KINETIC '23-24, DIESEL '20-26



CUBE LIGHT MOUNT

» 2891355

XP 1000 '18-26, CREW XP 1000 '19-26, CREW 1000 '20-26, 1000 '20-26, XP KINETIC '23-24, DIESEL '20-26

ROOFS

WINDSHIELDS & REAR PANELS

DOORS

CAB COMFORT & CONVENIENCE

WINCHES

PROTECTION & AUDIO

STORAGE

XP KINETIC


MAINTENANCE PARTS & FLUIDS

STORAGE



Exclusive to Polaris, Lock & Ride accessories let you quickly change from one task to another with hundreds of options.

With the flip of a lever, Lock & Ride plungers use outward pressure to expand for secure fit.



300 LB REAR CARGO BOX WINCH

- 300 LB pull force winch that mounts to rear headache rack
- Allows for easy loading of big game or other large and heavy items in the bed

2889705

XP 1000 '18-26, CREW XP 1000 '19-26, CREW 1000 '20-26, 1000 '20-26, XP KINETIC '23-24, DIESEL '20-26
REQUIRES LOCK & RIDE HEADACHE RACK (2890233), SOLD SEPARATELY



FRONT HOOD STORAGE RACK TOP SELLER

- Front curve helps keep cargo in place when traveling
- Provides additional protection
- Fully integrated pivots to gain under-hood access
- Requires Accessory Bumper Hardware (2207941), sold separately, when used with 7" Display powered by RIDE COMMAND

2890583

XP 1000 '18-26, CREW XP 1000 '19-26, CREW 1000 '20-26, 1000 '20-26, XP KINETIC '23-24, DIESEL '20-26
DOES COMPATIBLE WITH UPPER FRONT BUMPER (2890232)
REQUIRES ACCESSORY BUMPER HARDWARE (2207941), SOLD SEPARATELY, TO WORK WITH FRONT CAMERA



HEADACHE RACK TOP SELLER

- Lightweight and heavy-duty rack protects the cab of your RANGER and lets you haul even more

2890233

XP 1000 '17-26, CREW XP 1000 '18-26, CREW 1000 '20-26, 1000 '20-26, XP KINETIC '23-24, DIESEL '20-26



CARGOMAX SYSTEM TOP SELLER

- Comes standard with a support bar that ties the two sides together for a sturdy cargo hold
- Designed to attach to the Lock & Ride Tip-Down Headache Rack for additional support and three-sided containment
- Adjustable utility hooks provide more options for hanging tools, cords or gear

2882177

XP 1000 '17-26, CREW XP 1000 '18-26, CREW 1000 '20-26, 1000 '20-26, XP KINETIC '23-24, DIESEL '20-26



SPARE TIRE CARRIER

- Includes one spare tire carrier
- Quick installation
- Tire carrier mounts to the rear cab to keep cargo bed free and easily accessible
- Maximum tire size supported is 30"

2889193

XP 1000 '18-26, CREW XP 1000 '19-26, CREW 1000 '20-26, 1000 '20-26, XP KINETIC '23-24, DIESEL '20-26



OVERBED CARGO RACK

- Integrated chainsaw carrying location, bottle opener and tie-down slots
- 7" of clearance above the bed rail to fit gear under rack
- Durable steel and powder-coated finish

RACK • 53450

MOUNTING KIT (53504) REQUIRED, SOLD SEPARATELY

MOUNT • 53504

XP 1000 '18-26, CREW XP 1000 '19-26, CREW 1000 '20-26, 1000 '20-26, XP KINETIC '23-24, DIESEL '20-26

NOT COMPATIBLE WITH CARGOMAX SYSTEM (2882177), TOOL RACK (2881533), BED RACK - 3-SEAT & CREW (2889236), STORAGE BOX (2883279), OR 60 GALLON BOOMLESS UTILITY SPRAYER (2891271)



BED EXTENDER TOP SELLER

- Extend or divide the cargo box
- Installs in any location in the box
- Multiple tie-down points available to secure cargo

2882752

XP 1000 '18-26, CREW XP 1000 '19-26, CREW 1000 '20-26, 1000 '20-26, XP KINETIC '23-24, DIESEL '20-26



REAR SEAT STORAGE - CREW

- Attaches easily to the rear of the front seat in your crew vehicle
- Provides storage pockets for a variety of items, ensuring they're always within reach

2889268

CREW XP 1000 '18-26, CREW 1000 '20-26



ALUMINUM BED BOX

- Lockable stainless steel latches accessible from driver & passenger sides
- Gasketed Lid to minimize dust & water
- Durable 15-gauge diamond plate aluminum

» **BOX • 53470**

MOUNTING KIT (53504) REQUIRED, SOLD SEPARATELY

» **MOUNT • 53504**

XP 1000 18-26, CREW XP 1000 19-26, CREW 1000 20-26, 1000 20-26, XP KINETIC 23-24, DIESEL 20-26

NOT COMPATIBLE WITH CARGOMAX SYSTEM (2882177), TOOL RACK (2881533), BED RACK - 3-SEAT & CREW (2889236), STORAGE BOX (2883279), OR 60 GALLON BOOMLESS UTILITY SPRAYER (2891271)



COMING SEPTEMBER

DIAMOND PLATE ALUMINUM BEDSIDE SADDLE BOX

- Lockable stainless steel latch
- Gasketed Lid to minimize dust & water
- Integrated mounting holes for quick mount/removal to vehicle bed side
- Durable 15-gauge diamond plate aluminum

» **BOX • 53475**

MOUNTING KIT (98510) REQUIRED, SOLD SEPARATELY

» **MOUNT (2 REQUIRED) • 98510**

XP 1000 18-26, CREW XP 1000 19-26, CREW 1000 20-26, 1000 20-26, XP KINETIC 23-24, DIESEL 20-26

NOT COMPATIBLE WITH CARGOMAX SYSTEM (2882177), BED RACK - 3-SEAT & CREW (2889236), OR 60 GALLON BOOMLESS UTILITY SPRAYER (2891271)



75+ COMBINATIONS TO MAKE IT YOUR OWN

With a full line of Lock & Ride accessories, you can haul more and do more. Use the chart below to see what combinations work together.

POLARIS RANGER STORAGE MATRIX 1000 / XP 1000 / XP KINETIC / DIESEL	Headache Rack	CargoMax System	Bed Extender	Storage Box	Tool Rack	Chainsaw Mount	60 Gallon Boomless Utility Sprayer	300 LB Rear Cargo Box Winch	Front Bumper Storage Rack	Cargo Bed Mat	RHINO-RACK Roof Rack - 3-Seat	RHINO-RACK Bed Rack - 3-Seat & Crew	RHINO-RACK Roof Rack - Crew
	2890233	2882177	2882752	2883279	2881533	2879354	2891271	2889705	2883971	2882751	2889236	2889236	2889237
Headache Rack	✓	✓	✓	✓	✓	✓	✓	✓	✓	✓	✓	✓	✓
CargoMax System	✓	✓	✓	✓ ²	✓	✓	✓	✓	✓	✓	✓	✓	✓
Bed Extender	✓	✓	✓	✓	✓	✓	✓	✓	✓	✓	✓	✓	✓
Storage Box	✓	✓ ¹	✓	✓	✓	✓	✓	✓	✓	✓	✓	✓	✓
Tool Rack	✓	✓	✓	✓	✓	✓	✓	✓	✓	✓	✓	✓	✓
Chainsaw Mount	✓	✓	✓	✓	✓	✓	✓	✓	✓	✓	✓	✓	✓
60 Gallon Boomless Utility Sprayer	✓	✓	✓	✓	✓	✓	✓	✓	✓	✓	✓	✓	✓
300 LB Rear Cargo Box Winch	✓	✓	✓	✓	✓	✓	✓	✓	✓	✓	✓	✓	✓
Front Bumper Storage Rack	✓	✓	✓	✓	✓	✓	✓	✓	✓	✓	✓	✓	✓
Cargo Bed Mat	✓	✓	✓	✓	✓	✓	✓	✓	✓	✓	✓	✓	✓
RHINO-RACK Roof Rack - 3-Seat	✓	✓	✓	✓	✓	✓	✓	✓	✓	✓	✓	✓	✓
RHINO-RACK Bed Rack - 3-Seat & Crew	✓	✓	✓	✓	✓	✓	✓	✓	✓	✓	✓	✓	✓
RHINO-RACK Roof Rack - Crew	✓	✓	✓	✓	✓	✓	✓	✓	✓	✓	✓	✓	✓

¹ Storage box at front of cargo box if not used with Tip-down Headache Rack

² Storage box at front of cargo box

QUICKSTRAP

- The quickest and most secure way to mount Polaris accessories
- Sold as a pair

» **2882187**

ALL COOLERS, RANGER CARGO BOXES



D-RINGS

TOP SELLER

- The most versatile Lock & Ride accessory - add as many as you need to secure your cargo with bungee cords or straps

» **2881545**

ALL RANGER CARGO BOXES



3.8 CM X 4.6 M 2495 KG RATCHET STRAP

- Heavy-duty webbing
 - 2,495 kg maximum load / 831 kg working load
 - 2 Pack
- » **2884031**

5.1 CM X 6.1 M 4536 KG RATCHET STRAP

- Heavy-duty webbing
 - 4,536 kg maximum load / 1,497 kg working load
 - Floating D-Rings and Double J-Hooks
- » **2884032**

MISC ACCESSORIES

BED ESSENTIALS



OFF-ROAD TOOL KIT BY CRUZTOOLS®

» 2890429

XP 1000 '17-26, CREW XP 1000 '18-26, CREW 1000 '20-26,
1000 '20-26, XP KINETIC '23-24, DIESEL '20-26



FIRE EXTINGUISHER HOLDER

- Only holds a 8.3 cm diameter extinguisher
- Quick release strap allows for easy use

» 2882158

XP 1000 '17-26, CREW XP 1000 '18-26, CREW 1000 '20-26,
1000 '20-26, XP KINETIC '23-24, DIESEL '20-26



CARGO BED MAT

- Non-slip surface to better secure loads and keep cargo bed clean

» 2882751

XP 1000 '18-26, CREW XP 1000 '19-26, CREW 1000 '20-26,
1000 '20-26, XP KINETIC '23-24, DIESEL '20-26



ELECTRONIC CARGO BOX LIFT

» 2891649

XP 1000 '18-26, CREW XP 1000 '19-26, CREW 1000 '20-26,
1000 '20-26, XP KINETIC '23-24, DIESEL '20-26

TOW & HAUL



TRAILER BALLS

» 5 cm WITH 1.9 cm SHANK
2877603

» 4.8 cm WITH 1.9 cm
SHANK
2877602



5 CM BALL MOUNT

» 5 cm RECEIVER
2875320



3:1 HITCHES

» 5 cm x 5 cm RECEIVER
2830522

» 3 cm x 3 cm RECEIVER
2830523

» 4.8 cm REPLACEMENT
BALL
2830524



FRONT RECEIVER HITCH

» 5 cm WITH 1.9 cm SHANK
2884692



TASK-SPECIFIC TOOLS

TOOL RACK

- Attach on the inside or outside of the cargo bed
- » 2881533
XP 1000 '17-26, CREW XP 1000 '18-26, CREW 1000 '20-26, 1000 '20-26, XP KINETIC '23-24, DIESEL '20-26

TRASH CAN HAULER

- Receiver mounted trash can hauler that allows slow speed towing of 2 trash cans
- Ideal for hauling cans down long driveways
- » 2889876
XP 1000 '17-26, CREW XP 1000 '18-26, CREW 1000 '20-26, 1000 '20-26, XP KINETIC '23-24, DIESEL '20-26



ORGANIZE & PROTECT

STORAGE BOX


- Enough room to store all the tools you need to get the job done
- Internal organizational dividers keep gear from rolling around
- Easily detaches from vehicle
- » 2883279
XP 1000 '17-26, CREW XP 1000 '18-26, CREW 1000 '20-26, 1000 '20-26, XP KINETIC '23-24, DIESEL '20-26



DO MORE:




COOLERS P. 78



HUNT P. 76



COLD WEATHER P. 64



LIGHTING P. 68

RANGER XP KINETIC THE POWER TO DO MORE

DO MORE THAN EVER BEFORE with the full-size electric RANGER. Unmatched horsepower and instant torque means more power than ever before to precisely pull, haul more and get more done. The industry's strongest drivetrain delivers lower maintenance costs and more uptime to get the job done. Plus, the quiet electric powertrain enables easy conversations while riding and stealthy trips to hunting spots.



FAST CHARGER KIT PREMIUM

672800001

- 2890122 Dual Charger Harness
- 2889661 3kw On-Board Charger
- 673v0001 Wallbox Pulsar Max 11kw 3-Phase Evse



XP KINETIC '23-24

FAST CHARGER KIT ULTIMATE

672800002

- 2890121 Triple Charger Harness
- 2889661 3kw On-Board Charger
- 673v0001 Wallbox Pulsar Max 11kw 3-Phase Evse

XP KINETIC '23-24



FRONT CAMERA FOR RIDE COMMAND TECHNOLOGY

- Provides additional vantage point
- Front-mounted camera to help with plowing and other tasks

» 2889662

XP KINETIC '23-24



ACCESSORY BUMPER HARDWARE

- Required when using a front camera as well as an upper front bumper or hood rack

» 2889659

XP KINETIC '23-24



DUAL CHARGER HARNESS

- Required for installation of a 3kW On-Board Charger on XP Kinetic Premium trims

» 2890122

XP KINETIC '23-24



TRIPLE CHARGER HARNESS

- Required for installation of a 3kW On-Board Charger on XP Kinetic Ultimate trims

» 2890121

XP KINETIC '23-24



IN-CAB HEATER AND DEFROST KIT

- Instant heat, no more waiting for engine to warm up
- Easily control the climate inside your cab in any season
- Helps defrost windshields and keep you warm or cool
- Three different fan speeds
- Heat and fan dash-mounted controls
- Manual vents

» 2889449

XP KINETIC '23-24

REQUIRES HIGH VOLTAGE BUSBAR (2889667) AND ADHESIVE ACCESSORY KIT (2890070), EACH SOLD SEPARATELY



HIGH VOLTAGE BUSBAR

- Required for adding heater or other high voltage accessories such as upgraded chargers

» 2889667

XP KINETIC '23-24

REQUIRES ADHESIVE ACCESSORY KIT (2890070), SOLD SEPARATELY



3kW ON-BOARD CHARGER

- Provides additional 3kW charge so you can save time and get more done with your RANGER
- Increases charge rate while decreasing charge time when connected to appropriate in home charger for more efficiency
- Maximum charge of 6kW on Premium trims and 9kW on Ultimate trims
- Upgraded Level 2 EVSE + 240V outlet required for optimal charging for Ultimate trim with 9kW upgrade
- Pair with Wallbox Pulsar Plus for optimal charging for Ultimate trim with 9kW upgrade

» 2889661

XP KINETIC '23-24

ULTIMATE TRIM: REQUIRES HIGH VOLTAGE BUSBAR (2889667), ADHESIVE ACCESSORY KIT (2890070) AND TRIPLE CHARGER HARNESS (2890121), EACH SOLD SEPARATELY

PREMIUM TRIM: REQUIRES HIGH VOLTAGE BUSBAR (2889667), ADHESIVE ACCESSORY KIT (2890070) AND DUAL CHARGER HARNESS (2890122), EACH SOLD SEPARATELY



WALLBOX PULSAR MAX 11kW 3-PHASE EVSE

- For RANGER XP Kinetic Premium with additional 3kW charger and Ultimate trim standard and with additional 3kW charger
- It allows a faster charge for 6kW or 9kW chargers set-up compared with one-phase standard EVSE
- 3-phase (380V) power supply required

» 673V0001

XP KINETIC '23-24

MAINTENANCE PARTS & FLUIDS



POLARIS ENGINEERED PARTS AND OIL have been validated and tested extensively, specifically for your vehicle. In order to maintain the peak performance of your Polaris vehicle only use official Polaris Engineered parts and oil.



We're taking the passion of our riders, workers and outdoor enthusiasts to the next level with HD Parts. These Heavy Duty parts are engineered for riders who want greater durability and enhanced performance. HD Parts are designed and tested to handle greater wear and tear under all weather conditions.



- A DRIVE BELT**
- » 1000 • 3211218
 - » XP 1000 / DIESEL • 3211186



- B BRAKE PADS**
- » FRONT • 2209279
 - » FRONT • **HD** • 2208933
 - » REAR • 2203318
 - DIESEL
 - » REAR • 2209280
 - 1000 / XP 1000 / XP KINETIC
 - » REAR • **HD** • 2208936



- C OIL FILTER**
- » 2540086
 - 1000 / XP 1000
 - » **HD** • 2522498
 - 1000 / XP 1000
 - » 3070549
 - DIESEL
 - XP KINETIC DOES NOT HAVE AN OIL FILTER



- D BATTERY**
- » 4015591
 - 1000 / XP 1000 / DIESEL
 - » 4014132
 - XP KINETIC
 - » **HD** • 4081855
 - XP 1000



- E AIR FILTER**
- » 7082265
 - 1000 / XP 1000
 - » **HD** • 7083113
 - 1000 / XP 1000
 - » 7082087
 - DIESEL



- F SPARK PLUGS**
- » 1000 • 3023571
 - » XP 1000 • 3022662

LOOKING FOR MORE SERVICE PARTS?

See P. 93 to learn how to find parts for your model.

MAINTENANCE SCHEDULE*

RANGER 1000 / XP 1000

BREAK-IN MAINTENANCE

FIRST 25 HRS | 500 MI / 800 KM

- ENGINE OIL & OIL FILTER** CHANGE
- FRONT GEARCASE** INSPECT FLUID
- BRAKE PADS** INSPECT
REPLACE AS NEEDED
- BRAKE FLUID** INSPECT
ADD FLUID AS NEEDED
- TRANSMISSION FLUID** INSPECT
ADD FLUID AS NEEDED

12 MONTHS


200 HRS | 2,000 MI / 3,200 KM

- ENGINE OIL & OIL FILTER** CHANGE
- TRANSMISSION FLUID** CHANGE FLUID
- FRONT GEARCASE** CHANGE FLUID
- AIR FILTER** REPLACE
- BRAKE PADS** INSPECT
REPLACE AS NEEDED
- DRIVE BELT** INSPECT
REPLACE AS NEEDED
- SPARK PLUGS** INSPECT
REPLACE AS NEEDED
- BATTERY** TEST & CLEAN
REPLACE AS NEEDED
- GENERAL LUBRICATION** ALL FITTINGS, PIVOTS, CABLES, ETC.

24 MONTHS

400 HRS | 4,000 MI / 6,400 KM

- ENGINE OIL & OIL FILTER** CHANGE
- TRANSMISSION FLUID** CHANGE FLUID
- AIR FILTER** REPLACE
- BRAKE FLUID** CHANGE
- FRONT GEARCASE** CHANGE FLUID
- BRAKE PADS** INSPECT
REPLACE AS NEEDED
- DRIVE BELT** INSPECT
REPLACE AS NEEDED
- SPARK PLUGS** INSPECT
REPLACE AS NEEDED
- BATTERY** TEST & CLEAN
REPLACE AS NEEDED
- GENERAL LUBRICATION** ALL FITTINGS, PIVOTS, CABLES, ETC.



MAINTENANCE MADE EASY



OIL CHANGE KITS
3 L Engine Oil, 1 Oil Filter (2540086)
» PS-4 • 502543
1000, XP 1000



G ENGINE OIL P. 84
» PS-4 • 1L • 502484
» PS-4 • 4L • 502485
» PS-4 EXTREME • 1L • 503220
» PS-4 EXTREME • 4L • 503221
» DIESEL • 1L • 502573
» DIESEL • 4L • 502574
NOT COMPATIBLE WITH XP KINETIC



H ANGLE DRIVE FLUID
For rear gearcase
» 1L • 503320
» 25 L • 503318
» 202 L • 503317
ONLY COMPATIBLE WITH XP KINETIC



I DEMAND DRIVE FLUID
For front gearcase
» 1L • 502563
» 25 L • 502564
» 200 L • 502565



J AGL
For transmission
» 1L • 502505
» 25 L • 502507
» 200 L • 502508
» EXTREME 1L • 503516



K DOT 4 BRAKE FLUID
» 250 ML • 502526



ALL-SEASON GREASE TUBE
» 400 G • 502538

Claims made based off testing and performance of Polaris HD Parts against standard OEM parts made by Polaris and competitor brands under normal use. For more information regarding Polaris HD parts including vehicle compatibility, installation and maintenance, please contact your authorized Polaris ORV dealer.

RANGER XP KINETIC

36 MONTHS

600 HRS | 6,000 MI / 9,700 KM

- ENGINE OIL & OIL FILTER**
CHANGE
- TRANSMISSION FLUID**
CHANGE FLUID
- AIR FILTER**
REPLACE
- BRAKE PADS**
INSPECT
REPLACE AS NEEDED
- FRONT GEARCASE**
CHANGE FLUID
- DRIVE BELT**
INSPECT
REPLACE AS NEEDED
- SPARK PLUGS**
INSPECT
REPLACE AS NEEDED
- BATTERY**
TEST & CLEAN
REPLACE AS NEEDED
- GENERAL LUBRICATION**
ALL FITTINGS, PIVOTS,
CABLES, ETC.

EVERY 1,000 MILES

1,600 KM

- TRANSMISSION FLUID**
CHANGE FLUID
- FRONT GEARCASE**
CHANGE FLUID
- BRAKE PADS**
INSPECT
REPLACE AS NEEDED
- BATTERY**
TEST & CLEAN
REPLACE AS NEEDED
- GENERAL LUBRICATION**
ALL FITTINGS, PIVOTS,
CABLES, ETC.

EVERY 2,000 MILES

3,200 KM

- TRANSMISSION FLUID**
CHANGE
- FRONT GEARCASE**
CHANGE FLUID
- BRAKE FLUID**
CHANGE
- BRAKE PADS**
INSPECT
REPLACE AS NEEDED
- BATTERY**
TEST & CLEAN
REPLACE AS NEEDED
- GENERAL LUBRICATION**
ALL FITTINGS, PIVOTS, CABLES, ETC.

FOR A COMPLETE MAINTENANCE SCHEDULE, CHECK YOUR OWNER'S MANUAL

*This is a sample maintenance schedule. Please reference and use your owners manual for full maintenance and vehicle care.



OWNER ESSENTIALS PACKAGE

- 2885077 Sport Roof - Poly P. 48
- 2885080 Full Windshield - Glass P. 50
- 2879965  Rear Panel - Glass P. 51
- 2889187 Convex Weatherproof Rearview Mirror P. 52
- 2890288 Sun Visor P. 52
- 2885095 3,500 LB Winch P. 53





FARM PACKAGE

- 2889538 Rear Headache Rack - Winch Ready P. 52
- 2889187 Convex Weatherproof Rearview Mirror P. 52
- 2885095 3,500 LB Winch P. 53
- 2889183 K-Extender/Divider P. 54





HUNT PACKAGE

- 2889199  Storage Box P. 54
- 2889538 Headache Rack P. 54
- 2890134 300 LB Rear Cargo Box Winch P. 54
- 2885088  Front Hood Storage Rack P. 54
- 2889791 Pro Armor 33" Single-Row Combo LED Light Bar P. 69
- 2889161 Polaris PULSE Wiring Harness - 1 LED Light Bar P. 74
- 2884106  Kolpin Stronghold Auto-Latch Boot Mount P. 76
- 2882036 Kolpin Stronghold Gun Boot XL P. 76






LANDOWNER PACKAGE

- 2889189 Cargo Bed Mat P. 54
- 2889199  Storage Box P. 54
- 2881533  Tool Rack P. 55
- 2889791 Pro Armor 33" Single-Row Combo LED Light Bar P. 69
- 2882209 Light Bar Harness P. 69





**TRAIL
PACKAGE**

- 2889199  Storage Box P. 54
- 2880551 Rear A-Arm Guards P. 55
- 2889790 Pro Armor 31" Dual-Row Combo LED Light Bar P. 69
- 2890053 Light Bar Mount P. 69
- 2889161 Polaris PULSE Wiring Harness - 1 LED Light Bar P. 74





**WINTER
PACKAGE**

- 2889577 Pro Series Plow Mount Quick Release Hook P. 67
- 2880260 Pro Series Frame P. 65
- 2890335 Plow Blade - 72" Steel P. 65
- 2889032 Pro Series Plow Hydraulic Angle System P. 65
- 2889162 Plow Controller P. 65
- 2889791 Pro Armor 33" Single-Row Combo LED Light Bar P. 69
- 2889161 Polaris PULSE Wiring Harness - 1 LED Light Bar P. 74



RANGER SP 570

CAB KITS

TAKE YOUR
RANGER SP 570
TO THE NEXT LEVEL OF COMFORT


Customize your experience by adding Cab Kits.



ROOFS

POLY FEATURES


- Water run-off
- Polaris PULSE plug and play
- Liner ready
- Lightweight



SEALED COVERAGE



REDUCE STANDING WATER



EASY AND FAST INSTALLATION

POLARIS ENGINEERED ADVANTAGES

POLY

Lightweight, durable and impact-resistant. A poly roof can take the abuse of a tight trail and still protect.



2-SEAT



CREW



SPORT ROOF - POLY TOP SELLER

- Offers reliable protection from the sun and rain
- Lightweight, durable polyethylene construction
- Simple one-time installation

- » 2-SEAT • BLACK • 2885077
SP 570 '22-26
- » CREW • BLACK • 2885078
CREW SP 570 '22-26

PREMIUM ROOF LINER

- Cut in-cab noise by 60% at idle and by 40% at 20 mph
- One-piece liner attaches quickly and securely using push darts
- Adds premium comfort and quieter cab ride
- » 2-SEAT (SHOWN) • 2885093
SP 570 '22-26
- » CREW • 2885094
CREW SP 570 '22-26


STEEL

For the ultimate in strength and protection.

KOLPIN OUTDOORS STEEL ROOF

- Integrated visor for protection and accessory mounting
- Compatible with OEM and Kolpin® Glass Windshields and back panels
- Includes rubber seals for placement in-between roll cage and roof to minimize noise and wear
- Quick and easy install in less than 30-minutes

- » 2-SEAT • 29115
SP 570 '22-26
- » CREW • 29125
CREW SP 570 '22-26
NOT COMPATIBLE WITH POLARIS OEM ROOF LINERS



KOLPIN OUTDOORS

ROOF FOAM LINER INSULATION

- 5MM adhesive backed foam pad to stick to underside of metal roofs
- Reduces noise, squeaks, pads roof against frame
- Looks more premium, provides soft-touch surfaces and is washable

- » 2-SEAT (SHOWN) • 29005
SP 570 '22-26
- » CREW (REQUIRES 2) • 29005
SP 570 CREW REQUIRES 2X, SOLD SEPARATELY
CREW SP 570 '22-26
NOT COMPATIBLE WITH POLARIS OEM ROOFS



DOORS



PREMIUM FEATURES



UNPRECEDENTED VENTILATION OPTIONS



EASY AND FAST INSTALLATION

POLARIS ENGINEERED ADVANTAGES

RANGER SP 570

ROCKS & DOORS

WINDSHIELDS & REAR PANELS

CAB COMFORT & CONVENIENCE

AUDIO & WINCHES

STORAGE & PROTECTION

MAINTENANCE PARTS & FLUIDS

POLY

CRANK WINDOW

Has manual crank windows for airflow adjustment in the cab with a fully finished black interior and exterior panels. Has a steel tube frame with a full 360° seal to keep out dust and rain.



MANUAL CRANK WINDOW DOORS TOP SELLER

• Set of 2 doors

» **FRONT • 2890679-070**

SP 570 22-26, CREW SP 570 22-26
SHOWN WITH EXTERIOR DOOR
ACCENT PANEL 2889389-795

• Set of 2 doors

» **REAR • 2885074**

CREW SP 570 22-26
SHOWN WITH EXTERIOR DOOR
ACCENT PANEL 2889390-795

CANVAS

ZIP WINDOW

Heavy-duty 23-oz durable protection with adjustable zipper ventilation and see-through bottom panel. Powder-coated steel rod door frames provide strength and enhance fit and finish.



ZIP WINDOW DOORS

• Set of 2 doors

» **FRONT • 2885075**

SP 570 22-26, CREW SP 570 22-26

• Set of 2 doors

» **REAR • 2885076**

CREW SP 570 22-26



STEEL HALF DOORS

- Set of 2 doors
- 30-minute installation
- Easy-on, easy-off e-clip & hinge pin removal
- Standard automotive forward opening (like your truck)
- Premium aluminum door handle with automotive-style latch (doesn't rattle)
- Thick D-Trim seals around lower edge for splash-free riding

» **32100**

SP 570 22-26



UPPER SOFT DOORS

- Set of 2 doors
- Quick on-off 15 minute installation
- Durable steel framing with weather resistant nylon canvas
- -20°F cold crack rated PVC windows with double zippered full opening
- Door handle access with zippered closure
- Thick trim seals around upper edge for complete cab enclosure

» **32600**

SP 570 22-26

STEEL HALF DOORS (32100) REQUIRED, SOLD SEPARATELY



EXTERIOR DOOR ACCENT PANELS

- Replace stock gloss black accent panels
- Painted plastic and clear-coated for UV protection
- Install easily with a single screw
- Comes as a pair
- Compatible with poly manual crank windows doors only

GHOST GRAY
FRONT 2889389-728
REAR 2889390-728

POLARIS PURSUIT CAMO
2889391-587
2889392-587

SAND DUNE
2889850-902
2889851-902


SAGEBRUSH GREEN NON-METALLIC
2889389-560
2889390-560

ZENITH BLUE
2889389-849
2889390-849


POLARIS BLUE NON-METALLIC
2889389-795
2889390-795

WINDSHIELDS & REAR PANELS

GLASS VS HARD COAT POLY



Superior optical clarity (automotive level)
 Scratch-resistant
 Curved to fit, seals tight
 Cold weather / heavy duty
 Wiper ready



Lightweight, flexible, easy to store/remove
 Impact-resistant
 Tight seal keeps out rain and dust
 30x more scratch resistant

WINDSHIELDS



OPEN

WIPER AVAILABLE
 P. 52



WIPER AVAILABLE
 P. 52

FULL TIP-OUT WINDSHIELD - GLASS TOP SELLER

- Tip-out design offers three positions: open, closed and vented
- Gas shocks assist in easy opening and closing
- 360° gasket for reliable protection and comfort
- Scratch-resistant automotive-style curved glass
- Interior sound dampening and optimized visibility

» 2885079

SP 570 '22-26, CREW SP 570 '22-26



FULL WINDSHIELD - GLASS TOP SELLER

- Scratch-resistant, curved laminate safety glass
- Protects against wind, rain and other hazardous debris
- UV-blocking interlayer and 360° gasket seal

» 2885080

SP 570 '22-26, CREW SP 570 '22-26



LR VENTED WINDSHIELD - HARD COAT POLY

- Frameless design for maximum visibility
- Added vents for airflow on a hot day or defrosting on a cold day

» 2883342

SP 570 '22-26, CREW SP 570 '22-26



LR FULL WINDSHIELD - HARD COAT POLY

- Durable, optical-grade, 0.6 cm-thick polycarbonate offers outstanding rider protection and visibility
- Windshield has minimal perimeter framework for full visibility

» 2883319

SP 570 '22-26, CREW SP 570 '22-26



LR FULL WINDSHIELD - POLY

- Durable, optical-grade, 0.6 cm-thick polycarbonate offers outstanding rider protection and visibility
- Windshield has minimal perimeter framework for full visibility

» 2883318

SP 570 '22-26, CREW SP 570 '22-26

LR HALF WINDSHIELD - POLY

- Strong, durable polycarbonate half windshield delivers a combination of protection and airflow into the cab
- Half windshield offers protection from rain, sleet, spray and off-road hazards


» 2883320

SP 570 '22-26, CREW SP 570 '22-26

POLARIS ENGINEERED ADVANTAGES




LR LOCK & RIDE
 REVOLUTIONARY
 INSTALLATION



AIRTIGHT
 GASKET SEAL



VENTING
 OPTIONS



MULTI-FUNCTION
 FEATURES



ROOFS
 & DOORS

WINDSHIELDS
 & REAR PANELS

CAB COMFORT
 & CONVENIENCE

AUDIO
 & WINCHES

STORAGE &
 PROTECTION

MAINTENANCE
 PARTS & FLUIDS

REAR PANELS



LR REAR PANEL - GLASS TOP SELLER

- Durable, tempered laminate glass provides a high level of scratch resistance
- » 2879965

SP 570 '22-26, CREW SP 570 '22-26



LR REAR PANEL - POLY

- Strong, 0.6 cm-thick polycarbonate provides outstanding impact and scratch resistance
- » 2879812

SP 570 '22-26, CREW SP 570 '22-26



REDUCE IN-CAB DUST SWIRL
 BY ADDING A REAR PANEL

With a windshield and roof installed, turbulent air develops behind the cab. Add a rear panel to reduce dust intrusion from this swirl.

CAB COMFORT & CONVENIENCE



HEATER KIT TOP SELLER

- Climate control for the cab of your off-road vehicle
 - Total of four dash mounted vents with two positioned for defrosting the windshield and the other two for heating the cab
 - Simple, dash-mounted controls
 - Manually operated vents for airflow control
- » 2885082
- SP 570 '22-26, CREW SP 570 '22-26
SP 570 SPORT MODELS REQUIRES FRONT PULSE BAR AND HARNESSES (2889185), SOLD SEPARATELY



WINDSHIELD WIPER & WASHER KIT TOP SELLER

- Helps clear hazardous dirt, rain and debris from your windshield
- » 2885083
- SP 570 '22-26, CREW SP 570 '22-26
SP 570 SPORT MODELS REQUIRES FRONT PULSE BAR AND HARNESSES (2889185), SOLD SEPARATELY



CONVEX WEATHERPROOF REAR VIEW MIRROR TOP SELLER

- Convex design for a broader view of traffic
 - Durable, weatherproof construction
 - Mount the bolts into your choice of pre-designated mounting locations
 - Compatible with roof, windshield and other accessories
- » 2889187
- SP 570 '22-26, CREW SP 570 '22-26



SIDE VIEW MIRRORS

- » DOOR MOUNTED • 2889241
- » ROPS-MOUNTED (SHOWN) • 2889243
SP 570 '22-26, CREW SP 570 '22-26
NOT COMPATIBLE WITH TIP-OUT FULL WINDSHIELD (2885079)
- » DOOR MOUNT ADAPTOR • 2209164
ONLY NEEDED TO MOUNT 2889243 ON DOORS



RANGER SP 570 LED HEADLIGHTS

- Add this kit to improve brightness and illumination over stock halogen lights
- » 2889877*
- SP 570 '22-26, CREW SP 570 '22-26
* U.S. MODELS ONLY



12V CARGO BED POWER KIT WITH DASH SWITCH

- Maximize productivity with 12v Cargo Box Power Port to power your tools or accessories to get the job done
- » 2889874
- SP 570 '22-26, CREW SP 570 '22-26



FLOOR MATS - FRONT

- Protects floors from dirt and wear
 - Textured, non-slip surface
- » 2889186
- SP 570 '22-26, CREW SP 570 '22-26



REAR HEADACHE RACK - WINCH READY

- Mounts to rear ROPs of vehicle
 - Expanded metal screen allows rear visibility and protects rear panel from damage
 - Used to mount rear mounted winch
- » 2889538
- SP 570 '22-26, CREW SP 570 '22-26



SUN VISOR TOP SELLER

- Injection molded visors for seamless fit to protection from the sun
- » 2890288
- SP 570 '22-26, CREW SP 570 '22-26



DOME LIGHT

- LED Dome light provides optimal visibility in the cab
 - Easy to install
- » 2889159
- SP 570 '22-26, CREW SP 570 '22-26
SP 570 NON-PREMIUM AND NON-NORTHSTAR MODELS REQUIRE FRONT PULSE BAR AND HARNESSES 2889185

SP 570 SEAT COVERS - BLACK

- Strong, durable Carhartt® seat covers for both the seat bottom and backrest
 - Designed to fit snug and stay wrinkle free, so it won't slip, slide, or bunch up
 - Machine washable for easy cleaning
- » 2889879-458*
- SP 570 '22-26, CREW SP 570 '22-26
* U.S. MODELS ONLY

SPEEDKEY

- » 2879988*
- SP 570 '22-26, CREW SP 570 '22-26
* U.S. MODELS ONLY

HORN KIT

- Adds a warning horn to console area of vehicle
- » 2889160*
- SP 570 '22-26, CREW SP 570 '22-26
SP 570 NON-PREMIUM AND NON-NORTHSTAR MODELS REQUIRE FRONT PULSE BAR AND HARNESSES 2889185
* U.S. MODELS ONLY

CAB SEAL KIT

- Seal out dust from your UTV cab
 - Reduces dust from getting on dash and seat
- » 2889201*
- SP 570 '22-26, CREW SP 570 '22-26 (INCLUDED WITH PREMIUM DOORS)
* U.S. MODELS ONLY

FRONT PULSE BAR AND HARNESS

- This kit is needed to install any electrical accessories to a base vehicle
- » 2-SEAT • 2889185
SP 570 '22-26, CREW SP 570 '22-26
- » CREW • 2889568
CREW SP 570 '22-26

ELECTRONIC POWER STEERING KIT**

- Smoothest, most powerful electronic power steering available for your Polaris RANGER
 - Variable assist for easier steering at lower speeds
 - Greater responsiveness at higher speeds
 - Front PULSE Bar and Harness required, sold separately
- » 2889464
- » EPS HARNESS KIT • 2890069
SP 570 '22-26, CREW SP 570 '22-26

**Check with your local dealer for availability.

AUDIO

POLARIS RIDECOMMAND

7" DISPLAY POWERED BY RIDE COMMAND

» 2884072
SP 570 '22-26
SPEAKERS NOT INCLUDED

MORE INFORMATION P. 70

7" DISPLAY MOUNT KIT

• Includes four off-road grade speakers, and 7" Display mounting hardware

» 2889163
SP 570 '22-26
REQUIRES 7" DISPLAY POWERED BY RIDE COMMAND (2884072)



JBL® DASH AUDIO KIT

• Head unit features AM/FM/WB tuner, USB input and Bluetooth compatibility

• Includes four off-road grade speakers, a JBL head unit and mounting hardware

» 2885081
SP 570 '22-26

WINCHES



FEATURES & BENEFITS

PRO SERIES

RAPID ROPE RECOVERY

Retrieve cable 5x as fast as standard mode on other Polaris winches. Get back to riding or complete your task quicker.



NOT AVAILABLE

AUTO STOP TECHNOLOGY

Auto Stop technology protects and extends the life of your winch by automatically stopping the winch at the end of pull to prevent over-spooling.



**AUTO STOP UPGRADE
+ WIRELESS REMOTE**
2889840

SYNTHETIC ROPE REQUIRED

WIRELESS REMOTE

Operate your winch wirelessly from within 50 ft of the vehicle.

WIRELESS STANDARD, WIRED OPTION

PREMIUM SYNTHETIC ROPE

Lightweight, extremely strong and flexible 50 ft long rope stands up to any tough job.



ADD SYNTHETIC ROPE
2878888

MODEL

2,041 KG

1,588 KG

ADD REQUIRED CABLES

SP 570 '22-26
CREW SP 570 '22-26

2885096

TOP SELLER
2885095

2-SEAT
& CREW MODELS
2889185

UPGRADE YOUR CONTROLS

WIRED REMOTE CONTROL

• Kit includes remote handle and socket
» **REMOTE HANDLE & SOCKET KIT**
2889600

WIRELESS WINCH REMOTE

• Add convenience and safety to your integrated winch system
• Capable of operating the winch from up to 50-feet away
• Avoid tangled cables and eliminate the risk of damaged control cables
» 2889840
SP 570 '22-26

TOP SELLER POWER CONTROLLER

• Control your winch and plow hydraulics directly from the shift knob

» 2889162
SP 570 '22-26



RANGER SP 570

ROOFS
& DOORS

WINDSHIELDS
& REAR PANELS


CAJ COMFORT
& CONVENIENCE

AUDIO
& WINCHES

STORAGE &
PROTECTION

MAINTENANCE
PARTS & FLUIDS

STORAGE



Exclusive and available on all Polaris vehicles, Lock & Ride accessories let you quickly change from one task to another with hundreds of options.

With the flip of a lever, Lock & Ride plungers use outward pressure to expand for a secure fit.



LR SPARE TIRE CARRIER

- Includes one spare tire carrier
- Quick installation
- Tire carrier mounts to the rear cab to keep cargo bed free and easily accessible
- Maximum tire size supported is 30"

» 2889193

SP 570 '22-26, CREW SP 570 '22-26



LR STORAGE BOX

- Provides enough room to store all the tools you need to get the job done
- Internal organizational dividers keep gear from rolling around
- Easily detaches from vehicle

» 2889199

SP 570 '22-26, CREW SP 570 '22-26



CARGO BED MAT

- Protects cargo box, reduces drivetrain noise and keeps cargo more secure with non-slip design
- Thick (3.18 mm) rubber mat construction

» 2889189

SP 570 '22-26, CREW SP 570 '22-26



300 LB REAR CARGO BOX WINCH

- 300 LB pull force winch that mounts to rear headache rack

- Allows for easy loading of big game or other large and heavy items in the bed

» 2890134

SP 570 '22-26, CREW SP 570 '22-26
REQUIRES HEADACHE RACK (2889538).
SOLD SEPARATELY



LR BED EXTENDER/DIVIDER

TOP SELLER

- Increase your cargo capacity and UTV storage
- Extend the cargo bed or divide cargo within the bed
- Lock & Ride technology for easy install without tools
- Made from durable steel and powder-coated finish

» 2889183

SP 570 '22-26, CREW SP 570 '22-26



LR FRONT HOOD STORAGE RACK

- Increases storage and protects against brush and debris
- Steel construction with a durable powder-coated finish
- Lock & Ride functions for easy install, on and off maneuvering of the basket, and under-hood access
- Weight Capacity: 100 lbs.

» 2885088

SP 570 '22-26, CREW SP 570 '22-26

NOT COMPATIBLE WITH UPPER BRUSH GUARD (2885084) AS IT USES SAME MOUNTING POINTS

NORDIC PRO MODELS ONLY, BASE MODELS REQUIRE 1026432-458

NOT COMPATIBLE WITH 2885084



HEADACHE RACK

TOP SELLER

- Provides extreme cargo versatility to your UTV
- Strong steel tube construction for maximum durability

» 2889538

SP 570 '22-26, CREW SP 570 '22-26



LR CHAINSAW MOUNT

» 2879354

SP 570 '22-26, CREW SP 570 '22-26



TRASH CAN HAULER

- Receiver mounted trash can hauler that allows slow speed towing of 2 trash cans
- Ideal for hauling cans down long driveways

» 2889876

SP 570 '22-26, CREW SP 570 '22-26



LR D-RINGS

TOP SELLER

- The most versatile Lock & Ride accessory: add as many as you need to secure your cargo with bungee cords or straps

» 2881545

SP 570 '22-26, CREW SP 570 '22-26



FIRE EXTINGUISHER HOLDER

- Quick-release strap allows for easy access

» 2882158

SP 570 '22-26, CREW SP 570 '22-26



TOOL RACK

- Attach on the inside or outside of the cargo bed

» 2881533

SP 570 '22-26, CREW SP 570 '22-26



KOLPIN
OUTDOORS

OVERBED CARGO RACK

- Integrated chainsaw carrying location, bottle opener and tie-down slots
- 7" of clearance above the bed rail to fit gear under rack
- Durable steel and powder-coated finish

» RACK • 53450

MOUNTING KIT (53504) REQUIRED, SOLD SEPARATELY

» MOUNT • 53504

SP 570 '22-26, CREW SP 570 '22-26

NOT COMPATIBLE WITH TOOL RACK (2881533)



KOLPIN
OUTDOORS

COMING SEPTEMBER

DIAMOND PLATE ALUMINUM BED BOX

- Lockable stainless steel latches accessible from driver & passenger sides
- Gasketed Lid to minimize dust & water
- Durable 15-gauge diamond plate aluminum

» BOX • 53472

MOUNTING KIT (53504) REQUIRED, SOLD SEPARATELY

» MOUNT • 53504

SP 570 '22-26, CREW SP 570 '22-26



KOLPIN
OUTDOORS

COMING SEPTEMBER

DIAMOND PLATE ALUMINUM BEDSIDE SADDLE BOX

- Lockable stainless steel latch
- Gasketed Lid to minimize dust & water
- Integrated mounting holes for quick mount/removal to vehicle bed side
- Durable 15-gauge diamond plate aluminum

» BOX • 53475

MOUNTING KIT (88510) REQUIRED, SOLD SEPARATELY

» MOUNT (2 REQUIRED) • 98510

SP 570 '22-26, CREW SP 570 '22-26



PROTECTION



UPPER FRONT BUMPER

- Made from tubular steel and provides additional protection for front fenders and headlights
- Attaches to stock front bumper
- Durable, scratch-resistant, black powder-coat finish

» 2885084

SP 570 '22-26, CREW SP 570 '22-26

FITS NORDIC PRO AND PREMIUM MODELS ONLY

NOT COMPATIBLE WITH HOOD RACK (2885088)

USES SAME MOUNTING LOCATIONS

BASE MODELS REQUIRES PREMIUM WELD-BUMPER (1026432-458), SOLD SEPARATELY



REAR BUMPER

- Made from tubular steel and provides additional protection for taillights
- Durable, scratch-resistant, black powder-coat finish
- Reliably enhances back-end protection of vehicle

» 2885087

SP 570 '22-26, CREW SP 570 '22-26



ROCK SLIDERS WITH STEP

- Reliable, hard-working protection for edges of vehicle
- Mounts directly to the frame, instead of underneath, for maximum ground clearance

» 2-SEAT (SHOWN) • 2889180

SP 570 '22-26

» CREW • 2889181

CREW SP 570 '22-26



A-ARM GUARDS

- Valuable, reliable protection for vital front suspension components exposed to the rigors of off-road environments
- Strong, durable, lightweight polyethylene construction withstands off-road impacts to protect the A-Arms

» FRONT (SHOWN) • 2885097

» REAR • 2880551

SP 570 '22-26, CREW SP 570 '22-26

NOT COMPATIBLE WITH MODELS THAT HAVE FRONT SWAY BAR

STRAPS

3.8 CM X 4.6 M 2494.8 KG RATCHET STRAP

- Heavy-duty webbing
- 2 pack

» 2884031



QUICKSTRAP

- The quickest and most secure way to mount Polaris accessories
- Sold as a pair

» 2882187

ALL COOLERS, RANGER CARGO BOXES



5.1 CM X 6.1 M 4535.9 KG RATCHET STRAP

- Heavy-duty webbing


» 2884032



DO MORE:




COOLERS P. 78



HUNT P. 76



COLD WEATHER P. 64



LIGHTING P. 68


MAINTENANCE PARTS & FLUIDS



POLARIS ENGINEERED PARTS AND OIL have been validated and tested extensively, specifically for your vehicle. In order to maintain the peak performance of your Polaris vehicle only use official Polaris Engineered parts and oil.



We're taking the passion of our riders, workers and outdoor enthusiasts to the next level with HD Parts. These Heavy Duty parts are engineered for riders who want greater durability and enhanced performance. HD Parts are designed and tested to handle greater wear and tear under all weather conditions.



A DRIVE BELT
» 3211218



B BRAKE PADS
» 2203318
» **HD** • 2208936



C OIL FILTER
» 2540086
» **HD** • 2522485



D BATTERY
» 4015591



E AIR FILTER
» 7082037



F SPARK PLUG
» 3022662

LOOKING FOR MORE SERVICE PARTS?
See P. 93 to learn how to find parts for your model.

MAINTENANCE SCHEDULE*

BREAK-IN MAINTENANCE

FIRST 25 HRS | 500 MI / 800 KM

- ENGINE OIL & OIL FILTER**
CHANGE
- FRONT GEARCASE**
CHANGE FLUID
- BATTERY**
TEST & CLEAN
REPLACE AS NEEDED
- TRANSMISSION FLUID**
INSPECT
ADD LUBRICANTS AS NEEDED

12 MONTHS

200 HRS | 2,000 MI / 3,200 KM

- ENGINE OIL & OIL FILTER**
CHANGE
- TRANSMISSION**
CHANGE FLUID
- FRONT GEARCASE**
CHANGE FLUID
- AIR FILTER**
REPLACE
- BRAKE PADS**
INSPECT
REPLACE AS NEEDED

24 MONTHS

400 HRS | 4,000 MI / 6,400 KM

- ENGINE OIL & OIL FILTER**
CHANGE
- TRANSMISSION**
CHANGE FLUID
- FRONT GEARCASE**
CHANGE FLUID
- BRAKE FLUID**
CHANGE
- AIR FILTER**
REPLACE
- BRAKE PADS**
INSPECT
REPLACE AS NEEDED
- BRAKE FLUID**
INSPECT
ADD AS NEEDED
- DRIVE BELT**
INSPECT
REPLACE AS NEEDED
- SPARK PLUGS**
INSPECT
REPLACE AS NEEDED
- BATTERY**
TEST & CLEAN
REPLACE AS NEEDED
- GENERAL LUBRICATION**
ALL FITTINGS, PIVOTS,
CABLES, ETC.



- G**
ENGINE OIL P. 84
- » PS-4 • 1L • 502484
 - » PS-4 • 4 L • 502485
 - » PS-4 EXTREME • 1L • 503220
 - » PS-4 EXTREME • 4 L • 503221



- H**
DEMAND DRIVE FLUID
- For front gearcase
- » 1L • 502563
 - » 25 L • 502564
 - » 200 L • 502565



- I**
AGL
- For transmission
- » 1L • 502505
 - » 25 L • 502507
 - » 200 L • 502508
 - » EXTREME 1L • 503516



- J**
DOT 4 BRAKE FLUID
- » 250 ML • 502526



- ALL-SEASON GREASE TUBE**
- » 400 G • 502538

MAINTENANCE MADE EASY



- OIL CHANGE KITS**
- 2 L Engine Oil, 1 Oil Filter (2540086)
- » PS-4 • 502541

Claims made based off testing and performance of Polaris HD Parts against standard OEM parts made by Polaris and competitor brands under normal use. For more information regarding Polaris HD parts including vehicle compatibility, installation and maintenance, please contact your authorized Polaris DRV dealer.

36 MONTHS

600 HRS | 6,000 MI / 9,700 KM

- DRIVE BELT**
INSPECT
REPLACE AS NEEDED
- SPARK PLUGS**
INSPECT
REPLACE AS NEEDED
- BATTERY**
TEST & CLEAN
REPLACE AS NEEDED
- GENERAL LUBRICATION**
ALL FITTINGS, PIVOTS,
CABLES, ETC.

- ENGINE OIL & OIL FILTER**
CHANGE
- TRANSMISSION**
CHANGE FLUID
- FRONT GEARCASE**
CHANGE FLUID
- AIR FILTER**
REPLACE
- BRAKE PADS**
INSPECT
REPLACE AS NEEDED

- BRAKE FLUID**
INSPECT
ADD AS NEEDED
- DRIVE BELT**
INSPECT
REPLACE AS NEEDED
- SPARK PLUGS**
INSPECT
REPLACE AS NEEDED
- BATTERY**
TEST & CLEAN
REPLACE AS NEEDED
- GENERAL LUBRICATION**
ALL FITTINGS, PIVOTS,
CABLES, ETC.

FOR A COMPLETE MAINTENANCE SCHEDULE, CHECK YOUR OWNER'S MANUAL

*This is a sample maintenance schedule. Please reference and use your owners manual for full maintenance and vehicle care.

YOUTH SIDE-BY-SIDES & ATVs

INSPIRE CONFIDENCE OFF-ROAD



Empower child riders to take their own off-road adventures with youth vehicles built for comfort and control. Our kids' off-road lineup features small ATVs, quads, 4-wheelers and side-by-sides designed for a range of children's ages and experience levels—all with industry-leading safety features.



SAFETY FEATURES PARENTS LOVE

SAFE AND SOUND | Enjoy peace of mind knowing that Polaris youth models come with industry-leading safety features designed to build a solid foundation for the next generation of riders.



KID-FRIENDLY PERFORMANCE

HAVE A DAY | Kids can confidently tackle adventures thanks to age-appropriate ergonomics, capable suspension and plenty of ground clearance to clear obstacles.



GROW WITH POLARIS

RIDE EARLY. RIDE OFTEN. | We build confidence-inspiring youth model ATVs and side-by-sides. We offer ATVs made for riders ages 6+, 10+, 14+ and side-by-sides for riders aged 10+.



The use of vehicles by youth in similar environments in your jurisdiction may be prohibited per locally applicable laws and regulations. Keep your children safe and make sure an adult exercises close supervision at all times.



YOUTH

RANGER 150 EFI



YOUTH CRAWLER TIRE

- Premium durability to ride longer
 - Increased ground clearance and performance
 - » 22" x 8" R12 • 5416945
 - » 22" x 10" R12 • 5416944
- 150 EFI '18-26



YOUTH BUCKLE WHEEL

- » FRONT • 12" x 7" • 1524114
 - » REAR • 12" x 8" • 1524115
- 150 EFI '18-26



PRO ARMOR WHEEL & TIRE KIT: YOUTH CRAWLER & BUCKLE

- » 2885154
- 150 EFI '18-26



FULL WINDSHIELD - POLY

- .32 cm clear poly carbonate
 - Mounts with Lock & Ride
- » 2889854
- 150 EFI '18-26



HALF WINDSHIELD - POLY

- 33 cm tall to provide protection and allow airflow
 - .32 cm clear poly carbonate
 - Mounts with Lock & Ride
- » 2889855
- 150 EFI '18-26



REAR PANEL - POLY

- .32 cm clear poly carbonate
 - Mounts with Lock & Ride
- » 2889856
- 150 EFI '18-26



FRONT & REAR BUMPER SET

- Durable, e-coated steel construction
 - Front and Rear Bumper included
- » 2883287
- 150 EFI '18-26



SPORT ROOF - POLY

- Stay protected from rain, snow and sun
 - Easily installs
- » 2883289
- 150 EFI '18-26



KOLPIN
OUTDOORS

ROOF, WINDSHIELD, BACK PANEL KIT

- Provides extra protection
 - Quick and easy installation with included hardware
 - Windshield: 1/8" Hardcoat Scratch Resistant Polycarbonate
 - Roof: 1/8" HMW Haircell Polyethylene
 - Back Panel: 1/8" Polycarbonate
- » 2150
- 150 EFI '18-26

MAINTENANCE PARTS & FLUIDS



YOUTH

POLARIS ENGINEERED PARTS AND OIL

have been validated and tested extensively, specifically for your vehicle. In order to maintain the peak performance of your Polaris vehicle only use official Polaris Engineered parts and oil.



DRIVE BELT

» 3050270
150 EFI 18-26



BRAKE PADS

» FRONT - 1912970
» REAR - 1912971
150 EFI 18-26



OIL FILTER

» 3023344
150 EFI 18-26



BATTERY

» 4010678
150 EFI 18-26



AIR FILTER

» 7082249
150 EFI 18-26



SPARK PLUGS

» 3050051
150 EFI 18-26



ENGINE OIL

SEE P. 84
FOR DETAILS



ANGLE DRIVE FLUID

» 1L • 503320
» 25 L • 503318
» 202 L • 503317



DEMAND DRIVE FLUID

» 1L • 502563
» 25 L • 502564
» 200 L • 502565



AGL

» 1L • 502505
» 25 L • 502507
» 200 L • 502508
» EXTREME 1L • 503516



DOT 4 BRAKE FLUID

» 250 ML • 502526



ALL-SEASON GREASE TUBE

» 400 G • 502538

MAINTENANCE SCHEDULE*

BREAK-IN MAINTENANCE

FIRST 5 HRS | 50 MI / 80 KM
ENGINE OIL & OIL FILTER CHANGE
DRIVE CHAIN ADJUST & LUBRICATE
BRAKE PAD INSPECT
REPLACE AS NEEDED

6 MONTHS

25 HRS | 500 MI / 800 KM
ENGINE OIL & OIL FILTER CHANGE
BATTERY TEST & CLEAN
REPLACE AS NEEDED
GENERAL LUBRICATION ALL FITTINGS, PIVOTS, CABLES, ETC.

12 MONTHS

50 HRS | 1000 MI / 1600 KM
ENGINE OIL & OIL FILTER CHANGE
BATTERY TEST & CLEAN
REPLACE AS NEEDED

18 MONTHS

75 HRS | 1,500 MI / 2,500 KM
ENGINE OIL & OIL FILTER CHANGE
BATTERY TEST & CLEAN
REPLACE AS NEEDED

24 MONTHS

100 HRS | 2,000 MI / 3,200 KM
ENGINE OIL & OIL FILTER CHANGE
TRANSMISSION CHANGE FLUID
DRIVE BELT INSPECT
REPLACE AS NEEDED
SPARK PLUG INSPECT
REPLACE AS NEEDED
BATTERY TEST & CLEAN
REPLACE AS NEEDED

*This is a sample maintenance schedule. Please reference and use your owners manual for full maintenance and vehicle care.

FOR A COMPLETE MAINTENANCE SCHEDULE, CHECK YOUR OWNER'S MANUAL


WINCHES

**DEPENDABLE. TOUGH.
BUILT FOR THE OFF-ROAD.**

A Polaris Engineered winch is designed to help you get the job done right, get you on your way faster and prepare you for the unexpected.

WHY POLARIS?

Polaris Off-road vehicles are engineered with designated mounting points and wiring for seamless install of Polaris Engineered winches.



TESTED **1,200+**
PULLS AT MAX LOAD



BUILT TO WITHSTAND
-29° C TEMPERATURES



OPERATES
FULLY SUBMERGED



MILITARY
TESTED & APPROVED

UPGRADE YOUR CONTROLS

DASH WINCH SWITCH KIT

- Allows user to add a dash switch as an additional means to control winch
- Compatible with all winches and other control methods (wireless/wired)

» 2889050

XP 1000 '18-26, CREW XP 1000 '19-26, CREW 1000 '20-26, 1000 '20-26, XP KINETIC '23-24, DIESEL '20-26

TOP SELLER POWER CONTROLLER

- Control winch/plow hydraulics from shift knob

» 2883247 (SHOWN)

XP 1000 '18-26, CREW XP 1000 '19-26, CREW 1000 '20-26, 1000 '20-26, DIESEL '20-26

REQUIRES WINCH ADAPTER (2884159), SOLD SEPARATELY, WHEN USING A WINCH FOR LIFTING DEVICE

» 2889162

SP 570 '22-26

» 2879227

EV '15-21, CREW 570-4 '14-21, 570 '11-21, 500 '17-22



WIRED REMOTE CONTROL

- Handle and socket both required

» REMOTE HANDLE • 4013466

» SOCKET • 4017102

WORKS WITH 2889695

» SOCKET • 4014228

WORKS WITH 2885095 & 2881669

WIRELESS WINCH REMOTE

- Add convenience and safety to your integrated winch system

• Capable of operating the winch from up to 50-feet away

• Avoid tangled cables and eliminate the risk of damaged control cables

» 2889840

SP 570 '22-26

REPLACEMENT PARTS

SYNTHETIC ROPE

» 2,722 KG
2879188

» 1,588 KG
2879187



STEEL CABLE

» 1,588 KG
2878890



ADD A PLOW P. 64

FEATURES & BENEFITS

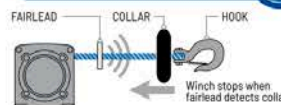
ALL POLARIS ENGINEERED WINCHES COME WITH:

- ✓ INTEGRATED WIRING, MOUNT, PREASSEMBLED
- ✓ HOOK WITH STRAP
- ✓ CUT STEEL GEARS & SEALED DRIVETRAIN
- ✓ SEALED PERMANENT MAGNET MOTOR



Retrieve cable 5x as fast as standard mode on other Polaris winches. Get back to riding or complete your task quicker.

1. Set winch dial to N (Neutral) to manually pull the rope out and secure the hook to your anchor point
2. Set winch dial to L (Low) for maximum pulling power while winching your load
3. Set winch dial to H (High) for retrieving the rope 5x faster with Rapid Rope Recovery



Auto Stop technology protects and extends the life of your winch by automatically stopping the winch at the end of pull to prevent over-spooling. While plowing, it prevents the plow frame from bending by stopping the winch once the plow has been lifted.



With its lightweight, yet extremely strong, design and superior flexibility, this 15.2 m long synthetic rope is easy to handle and can stand up to any tough job.



This convenient remote operates your Polaris winch wirelessly from within 15.2 m of the vehicle. Operate your winch safely outside your vehicle while on the job site or trails.

MODEL

XP 1000/CREW XP 1000 '18-26

1000/CREW 1000 '20-26

XP KINETIC '23-24

DIESEL '20-26

NON EPS RANGER 1000 REQUIRES FRONT BUMPER

SP 570/CREW SP 570 '22-26

2-SEAT & CREW MODELS REQUIRE CABLES: 2889185



TOP-OF-THE-LINE FEATURES

BEST FOR PLOWING, HEAVY-DUTY OUTDOOR CHORES & TRAIL RIDING



BUILT FOR THE OFF-ROAD

BEST FOR THE CASUAL OFF-ROAD RIDER

PRO SERIES



NOT AVAILABLE



ADD AUTO STOP TECHNOLOGY

2889690

WORKS WITH KITS 2889695
SYNTHETIC ROPE REQUIRED



2881693

WORKS WITH 2885095 & 2881669
SYNTHETIC ROPE REQUIRED

AUTO STOP UPGRADE
+ WIRELESS REMOTE
2890991

WORKS WITH 2889275
SYNTHETIC ROPE REQUIRED



ADD SYNTHETIC ROPE

2879187



2878888

ADD WIRELESS REMOTE

TOP SELLER 2883455

ONLY WORKS WITH 2889695



2879316

WORKS WITH 2885095 & 2881669

AUTO STOP UPGRADE
+ WIRELESS REMOTE
2890991

ONLY WORKS WITH 2889275
SYNTHETIC ROPE REQUIRED



2,722 KG

2889693

2,041 KG

TOP SELLER
2889694

2885096

2,041 KG

TOP SELLER
2889695
High-Mounted
2889272

1,588 KG

TOP SELLER
2885095

PLOWS

HYDRAULIC CONTROL FOR EXTREME SNOW REMOVAL

A robust frame and tough blades, combined with a convenient hydraulic angle system, allow your plow to move serious snow while you remain comfortable. Thanks to Lock & Ride technology, the Pro Series comes standard with a convenient kickstand attachment to the plow frame, giving you the easiest attachment.

1000 / XP 1000 / XP KINETIC / DIESEL

Choose a Pro Series Plow System, designed to help you get the most out of your RANGER during snowy months. Select a system based on your plowing needs with premium add-ons including a hydraulic lift system or additional plow accessories.

PRO SERIES PLOW SYSTEM WITH HYDRAULICS

System includes:

- Frame (2889308)
- 183 cm Steel Blade (2890334)
- Hydraulic Angle (2889029)
- Hydraulic Controller (2883247)
- Plow Markers (2872726)

» 673880003

XP 1000 '18-26, CREW XP 1000 '19-26, CREW 1000 '20-26, 1000 '20-26, XP KINETIC '23-24, DIESEL '20-26

REQUIRES LIFT METHOD: SEE WINCHES

PRO SERIES PLOW SYSTEM

System includes:

- Frame (2889308)
- 183 cm Steel Blade (2890334)

» 673880004

XP 1000 '18-26, CREW XP 1000 '19-26, CREW 1000 '20-26, 1000 '20-26, XP KINETIC '23-24, DIESEL '20-26

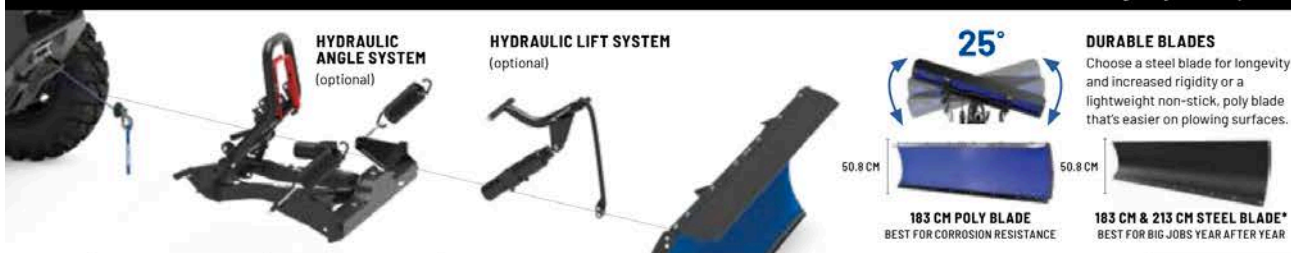
REQUIRES LIFT METHOD: SEE WINCHES

1000 / XP 1000 / XP KINETIC / DIESEL

183 cm or 213 cm blades*

Choice of poly or steel*

Hydraulic lift & angle system option



BUILD YOUR PLOW SYSTEM	STEP 1 SELECT A FRAME	STEP 2 SELECT FRAME OPTIONS	STEP 3 SELECT PLOW CONTROL		STEP 4 SELECT A BLADE
MODELS	FRAME	FRAME OPTIONS	HYDRAULICS	WINCHES	BLADES
XP 1000 '18-25 CREW XP 1000 '19-25 1000 '20-25 CREW 1000 '20-25 XP KINETIC '23-24 DIESEL '20-25	<p>TOP SELLER</p> <p>Frame 2889308</p> <p>MOUNT NOT REQUIRED, INTEGRATED INTO FACTORY BUMPER</p>	<p>Track Extension 2879871</p> <p>Replacement T Shear Pin 2204829</p> <p>Pro Series Kickstand System 2207392</p>	<p>Pro Series Hydraulic Lift System 2889058</p> <p>TOP SELLER</p> <p>Pro Series Plow Hydraulic Angle System 2889029</p> <p>TOP SELLER</p> <p>Power Controller 2883247</p> <p>REQUIRED FOR HYDRAULIC COMPONENTS</p>	<p>Pro Series 2,722 kg Winch 2889693</p> <p>TOP SELLER</p> <p>Pro Series 2,041 kg Winch 2889694</p> <p>Power Controller Winch Adapter 2884159</p>	<p>183 cm Poly 2879317</p> <p>TOP SELLER</p> <p>183 cm Steel 2890334</p>
XP 1000 '26 CREW XP 1000 '26 1000 '26 CREW 1000 '26 DIESEL '26	<p>TOP SELLER</p> <p>Frame 2891551</p> <p>MOUNT INCLUDED</p>				

* 183 cm Blade only available in steel.

PLOW ACCESSORIES

PLOW BLADE SNOW DEFLECTOR

- » 183 CM - 2858541
- » 168 CM - 2879866
- » 152 CM - 2871808

HEAVY-DUTY SNOW PLOW DEFLECTOR

- » 183 CM - 2884160
 - » 152 CM - 2889749
- XD 1500 '24-26, CREW XD 1500 '24-26
REQUIRES 152 CM STEEL BLADE (2889111), SOLD SEPARATELY

QUICK RELEASE SKID SHOES

- Helps prevent blade wear
 - Hardened steel for industrial strength
- » 2205223

COIL SPRING SPACER

- Keep the front end of the vehicle up and improve ride quality when using a plow on strut or A-Arm vehicles
- » 2872655

PRO SERIES 15.3 CM PLOW EXTENSIONS

- 15.3 cm steel plow extensions that attach to the side of 168 cm and 183 cm Pro Series plows
- » 2889328



SP 570

PRO SERIES PLOW SYSTEM WITH HYDRAULICS

- System Includes:
- Quick Release Hook (2889577)
 - Frame (2880260)
 - 183 cm Steel Blade (2890335)
 - Hydraulic Angle (2889032)
 - Hydraulic Controller (2889162)
 - Plow Markers (2872726)
- » 673880006
SP 570 '22-26 & CREW SP 570 '22-26
REQUIRES LIFT METHOD; SEE WINCHES

PRO SERIES PLOW SYSTEM (NON BASE MODELS)

- System Includes:
- Quick Release Hook (2889577)
 - Frame (2880260)
 - 183 cm Steel Blade (2890335)
- » 673880007
SP 570 '22-26 & CREW SP 570 '22-26
REQUIRES LIFT METHOD;
SEE WINCHES AND HYDRAULIC LIFT OPTION

PLOW SYSTEM

- System Includes:
- Frame (2889307)
 - 168 cm Steel Blade (2890336)
- » 673880009
SP 570 '22-26 & CREW SP 570 '22-26
REQUIRES LIFT METHOD; SEE WINCHES

CHOOSE A PLOW SYSTEM

SP 570 / 570 / 500 / 570 FULL-SIZE

183 cm or 168 cm blades

Choice of poly or steel

Hydraulic angle system option



BUILD YOUR PLOW SYSTEM	STEP 1 SELECT A MOUNT	STEP 2 SELECT A FRAME	STEP 3 SELECT PLOW CONTROL		STEP 4 SELECT A BLADE
MODELS	MOUNT	FRAME	HYDRAULICS	WINCH	BLADES
570 FULL-SIZE '16-26 CREW 570 FULL-SIZE '16-26 570 '17-22 570 '10-21 CREW 570 '10-21 LI-ION EV '15-21 EV '15-21	Pro Series Mount & Quick Release Hook 2880261	TOP SELLER Pro Series Frame 2880260	Pro Series Plow Hydraulic Angle System 2889032 Pro Series Power Controller 2879227 <small>NO SHIFTER TO MOUNT CONTROLLER ON EV REQUIRED FOR HYDRAULIC COMPONENTS</small>	Pro Series 2,041 kg Winch 2882238	183 cm Steel 2890335
SP 570 '22-26 CREW SP 570 '22-25 <small>NORDIC PRO AND HUNTER MODELS</small>	TOP SELLER Quick Release Hook 2889577 <small>REQUIRED FOR ALL TRIMS MOUNT INTEGRATED INTO FRONT BUMPER</small>	Frame Extension 2880267 <small>FOR VEHICLES USING TRACK SYSTEM</small> Replacement Shear Pin 2205527	Pro Series Plow Hydraulic Angle System 2889032 TOP SELLER Power Controller 2889162 <small>REQUIRED FOR HYDRAULIC COMPONENTS</small>	Pro Series 2,041 kg Winch 2885096	TOP SELLER 168 cm Poly 2880269 168 cm Steel 2890336
SP 570 '22-26 CREW SP 570 '22-26	Mount 2889195 TOP SELLER Quick Release Hook 2889577				

BUILD A PLOW SYSTEM

WEAR BARS

- Protect your plow blade and minimize wear on the actual blade
- » 183 CM STEEL • 2204976
- » 183 CM STEEL 2879875
- » 183 CM UHMWPE • 2890289
- » 168 CM STEEL • 2879867
- » 168 CM STEEL 2879868
- » 152 CM STEEL • 2877243
- » 168 CM UHMWPE • 2890290

BACK DRAG BAR

- Has a hinged, rear facing cutting edge that improves back dragging performance and allows the bar to float when plowing forward to reduce wear and tear
- » 183 CM • 2889329
- » 152 CM • 2889747
- NOT COMPATIBLE WITH 16 CM BLADES

QUICK RELEASE SKID SHOES

- Helps prevent blade wear
- Hardened steel for industrial strength
- » 2208864

PLOW MARKER

- Helps driver monitor plow blade position
- Sold in pairs
- » 2872726

PLOW LINK

- » 2204974

PLOWS

MAKE QUICK WORK OF THE SMALLER JOBS

Move some snow with a sturdy and capable plow system, and discover why a major snowfall can be the highlight of your week. With a robust frame, beefy poly and steel blade options, convenient Lock & Ride mounting and dismantling and amazing value, this is a great choice in the dead of winter.

3-SEAT & CREW

183 cm or
168 cm blades

Choice of
poly or steel

Manual angle
system standard



43 CM
168 CM POLY BLADE
BEST FOR CORROSION RESISTANCE

50.8 CM
183 CM STEEL BLADE
BEST FOR BIG JOBS YEAR AFTER YEAR

BLADE MATERIAL

Durable poly and steel blades are designed to push more. Choose a steel blade for longevity and increased rigidity or a lightweight non-stick, poly blade that's easier on plowing surfaces.

BUILD A PLOW SYSTEM

	STEP 1 SELECT A MOUNT	STEP 2 SELECT A FRAME	STEP 3 SELECT A LIFT METHOD	STEP 4 SELECT A BLADE
MODELS	MOUNT	FRAME	WINCHES	BLADES
XP 1000 '18-26 CREW XP 1000 '19-26 1000 '20-26 CREW 1000 '20-26 XP KINETIC '23-24 DIESEL '20-26 <small>NOT COMPATIBLE WITH 29" OR LARGER TIRES</small>	<p>Not Required</p> <p>INTEGRATED INTO FACTORY BUMPER</p> <p>NON EPS RANGER 1000 REQUIRES FRONT BUMPER</p>	<p>Frame 2889307</p> <p>Replacement Shear Pin 2205527</p>	<p>TOP SELLER</p> <p>2,041 kg Winch 2889695</p>	<p>183 cm Steel 2890335</p> <p>168 cm Poly 2880269</p> <p>TOP SELLER</p> <p>168 cm Steel 2890336</p>

PLOW ACCESSORIES

WEAR BARS

- Protect your plow blade and minimize wear on the actual blade
 - » 183 CM STEEL • 2204976
 - » 183 CM STEEL 2879875
 - » 168 CM STEEL • 2879867
 - » 168 CM STEEL 2879868
 - » 152 CM STEEL • 2877243

PLOW BLADE SNOW DEFLECTOR

- » 183 CM • 2858541
- » 168 CM • 2879866
- » 152 CM • 2871808

HEAVY-DUTY SNOW PLOW DEFLECTOR

- » 183 CM • 2884160

QUICK RELEASE SKID SHOES

- Helps prevent blade wear
- Hardened steel for industrial strength
- » 2208864



2-SEAT & CREW 570 FULL-SIZE & CREW

168 cm blades

Choice of poly or steel



43 CM **168 CM POLY BLADE**
BEST FOR CORROSION RESISTANCE

43 CM **168 CM STEEL BLADE**
BEST FOR BIG JOBS YEAR AFTER YEAR

BUILD A PLOW SYSTEM

	STEP 1 SELECT A MOUNT	STEP 2 SELECT A FRAME	STEP 3 SELECT A LIFT METHOD	STEP 4 SELECT A BLADE
MODELS	MOUNT	FRAME	WINCHES	BLADES
570 FULL-SIZE '16-26 CREW 570 FULL-SIZE '16-26 500/ETX '10-22 570 '10-21 CREW 570 '10-21 LI-ION EV '15-21 EV '15-21	Mount 2879105	Frame 2889307	TOP SELLER 1,588 kg Winch 2881669	168 cm Poly 2880269
SP 570 '22-26 CREW SP 570 '22-26	Mount 2889195 <small>NOT REQUIRED ON NORDIC PRO, PREMIUM AND NORTHSTAR EDITION MODELS</small>	Replacement Shear Pin 2205527	Pro Series 2,041 kg Winch 2885096	TOP SELLER 168 cm Steel 2890336

COIL SPRING SPACER

- Keep the front end of the vehicle up and improve ride quality when using a plow on strut or A-Arm vehicles
- » 2872655

QUICK RELEASE SKID SHOES

- Helps prevent blade wear
 - Hardened steel for industrial strength
- » 2208864

PLOW MARKER

- Helps driver monitor plow blade position
 - Sold in pairs
- » 2872726

PLOW LINK

» 2204974



RIGID

POLARIS PARTNER ADVANTAGES

MOUNTS PERFECTLY
Designed for your Polaris Engineered bumper, roof or other mounting point

ADVANCED TECH

RIGID lights are driven by Aluminum PCB Smart Boards, 6063-T5 aircraft aluminum extruded housings and Tiger Drylac UV protection polyester powdercoating.

EXCLUSIVE OPTICS

RIGID lights feature impact-resistant polycarbonate lenses for a 100% water/dustproof seal.



LIGHT BAR TYPES



SR-SERIES PRO

Sleek, powerful, low-profile (under 5 cm tall). Lights extreme distances with low energy usage.

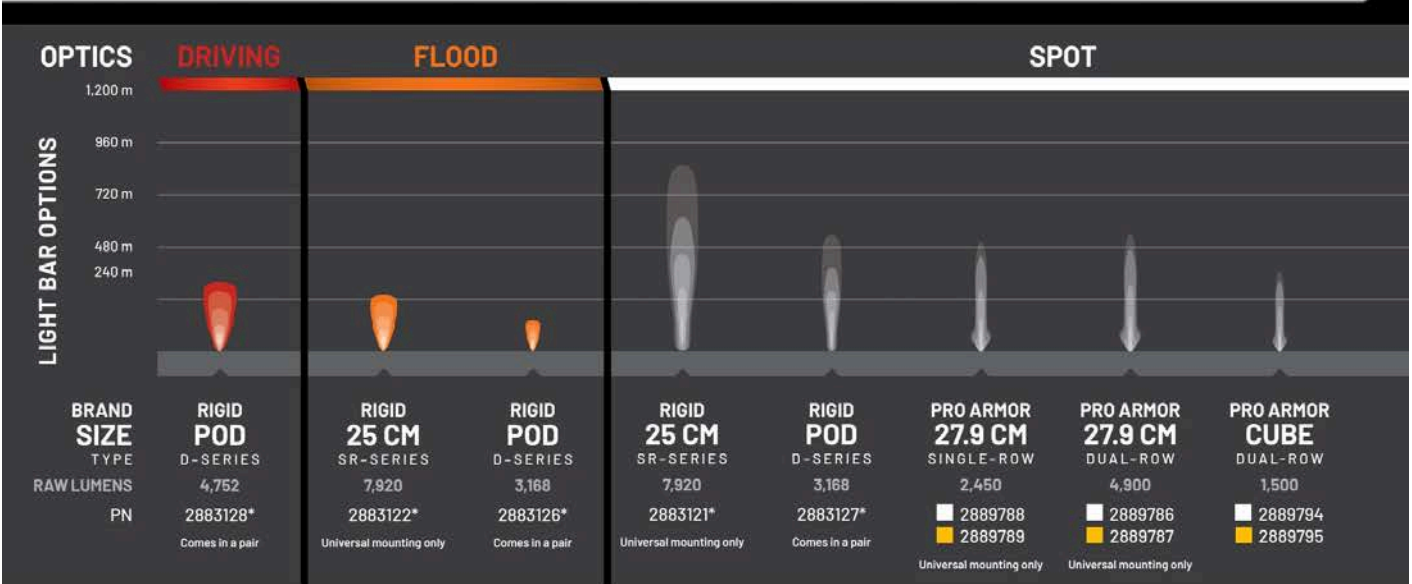
Available in 25 cm, 81 cm & 127 cm



D-SERIES PRO

Compact to fit almost anywhere with high output and low energy usage.

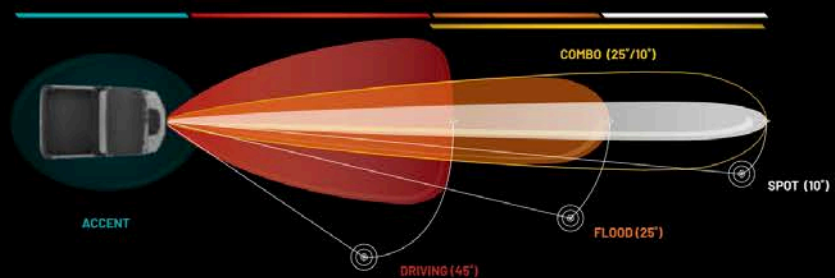
Available in Driving, Flood & Spot



BUILD YOUR VISION

Consider the optics, angle and how you will use your vehicle to choose the right light or set of lights.

OPTICS LIGHT ANGLE	ACCENT	DRIVING (45°)	FLOOD (25°)	SPOT (10°)	COMBO (25°/10°)
DRIVING SPEED	All	Slow to medium	Slow to medium	High	All
BEAM	Diffused glow	Extra-wide	Wide/shorter	Concentrated/long	Inner spot & outer flood
RECOMMENDED MOUNTING	Low/wheel well	All points	Low/rear	High points	All points
TERRAIN & RIDING STYLE	Added style & personalization in any terrain	All riding & utility	Wide-open terrain or trails & utility	Trail & tight conditions	All riding & utility



MAX PERFORMANCE

Validated to work as hard as your machine does

DOESN'T OVERTAX

Trust it to work when you need it to



RUGGED CONSTRUCTION

Pro Armor lights are designed to be big and beefy with an aggressive style all their own, and housed in IP67 marine-grade rated UV polyester powdercoating.

MASSIVELY BRIGHT

Pro Armor builds bright lights designed for any riding experience. All that power is directed through heat dissipating aluminum for streamlined heat management.



DUAL-ROW LED

The most spread and farthest illumination downrange. Easy to mount.

Available in 27.9 cm & 78.7 cm



SINGLE-ROW LED

Powerful, compact, low-profile light bars with sleek look.

Available in 27.9 cm, 50.8 cm, 84 cm & 102 cm



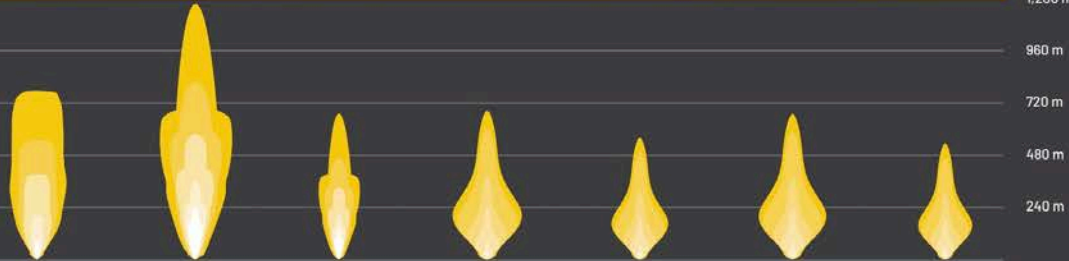
CUBE LED

Small size allows mounting in strategic locations for added lighting.

Available in Spot

COMBO

OPTICS



MODEL	TYPE	RAW LUMENS	PN
RIGID 127 CM RDS SR-SERIES	RDS SR-SERIES	22,660	2891803
RIGID 81 CM SR-SERIES	SR-SERIES	20,064	2884299*
RIGID 25 CM SR-SERIES	SR-SERIES	7,920	2883123*
PRO ARMOR 102 CM SINGLE-ROW	SINGLE-ROW	7,600	2889793
PRO ARMOR 84 CM SINGLE-ROW	SINGLE-ROW	7,500	2889791
PRO ARMOR 78.7 CM DUAL-ROW	DUAL-ROW	13,500	2889790
PRO ARMOR 50.8 CM SINGLE-ROW	SINGLE-ROW	4,700	2889792
BRAND SIZE TYPE	BRAND SIZE TYPE	RAW LUMENS	PN

Universal mounting only

*NOT AVAILABLE IN EUROPE

ADD A HARNESS TO MOUNT YOUR LIGHTS

MODELS	LIGHT BAR SET-UPS	
	1 LIGHT IN 1 LOCATION ON 1 SWITCH	2 LIGHTS IN 2 LOCATIONS ON 1 SWITCH
EV 15-21 CREW 570-4 15-21 570 15-21 500 17-22	<p>TOP SELLER</p> <p>LIGHT BAR HARNESS 2882209</p> <p>UPPER SWITCH PANEL LIGHT BAR HARNESS* 2889675</p> <p>⚠ REQUIRES BATTERY CONNECTION CABLE</p>	<p>TOP SELLER</p> <p>LIGHT BAR HARNESS 2882209</p> <p>Y-HARNESS 2879860</p> <p>⚠ REQUIRES BATTERY CONNECTION CABLE</p>
SP 570 22-26 NON-PREMIUM AND NON-NORTHSTAR MODELS REQUIRE BATTERY CONNECTION CABLE	SEE P. 72 FOR WIRING CONNECTIONS	
XP 1000 18-26 CREW XP 1000 19-26 1000 20-26 CREW 1000 20-26 XP KINETIC 23-24		

▲ BATTERY CONNECTION CABLES

3-SEAT & CREW

- » 3-SEAT • 2879388
XP 1000 17-26
- » CREW • 2879685
CREW XP 1000 17-26

2-SEAT & CREW

- » **TOP SELLER** 2-SEAT • 2879990
EV 15-21, 570 15-21, 500 17-22
- » CREW • 2880929
CREW 570-4 15-21
- » 570 • 2881684
EV 15-21, 570 15-21, 500 17-22
- » SP 570 • 2889185
SP 570 SPORT 22-26,
CREW SP 570 SPORT 22-26

1 LED LIGHT BAR WIRING HARNESS - REAR FACING CREW EXTENSION

- For installing rear facing light on Crew models
- » 2883854
CREW XP 1000 19-26, CREW 1000 20-26
TO BE USED WITH LIGHT BAR HARNESS (2889675)

LIGHT BAR MOUNT

- Optional cast mount for added style
- Compatible with all Pro Armor light bars
- » 2890053

NEW RIGID® RDS SR-SERIES 50" CURVED SINGLE-ROW LIGHT BAR MOUNT KIT

- » 2891642
XD 1500 24-26, CREW XD 1500 24-26

ADD ADDITIONAL EXTERNAL LIGHTING P. 24

COMMON ACCESSORIES

WINCHES

PLOWS

LIGHTING

CONNECTED TECHNOLOGY

ELECTRICAL ACCESSORIES

TRACKS

HUNT

COOLERS

WHEELS & TIRES & TRAILERING

CONNECTED TECHNOLOGY

SMART TECH TO
OUTSMART THE UNEXPECTED



POLARIS RIDECOMMAND

PLAN YOUR RIDE

Figure out your route ahead of time, so you can spend more time doing and less time planning. With Snap-to-Trail technology and property lines, you can check that you're in the right area.

TUNE IN TO YOUR SURROUNDINGS

Integrated rear cameras and Game Camera Viewer allows you to have a more comprehensive view of your surroundings so you can check out what is happening on your land.

WORK SMARTER

Plow Mode automatically raises and lowers the plow depending on the gear you're in so that you can get your work done quicker.

DISCOVER NEW TRAILS

With over 1,300,000 miles of trails available offline, you'll have the confidence to ride anywhere, whether you have cellular coverage or not.



AVAILABLE ON SELECT MODELS & AS AN ACCESSORY
7" DISPLAY POWERED BY RIDE COMMAND

Bright, 7" touchscreen visible in all conditions.

Personalized Audio Experience
 Seamlessly pair to your display via Bluetooth to wirelessly stream music and stay connected with call and text alerts.

Configurable Gauges
 Customize your ride experience with elevation, travel direction, fuel level and more to create relevant screens for you.

» **2884072**

XP1000 ABS TRACTOR '25-26, XP 1000 '19-24, CREW XP 1000 '19-24, CREW 1000 '20-26, 1000 '20-26, DIESEL '20-26, SP 570 '22-26, CREW SP 570 '22-26

SPEAKERS NOT INCLUDED, MUST CHOOSE AUDIO PACKAGE FOR AUDIO OUTPUT

» **2890898**

XP 1000 NON-ABS '25-26, CREW XP 1000 '25-26, XP KINETIC '23-24

SPEAKERS NOT INCLUDED, MUST CHOOSE AUDIO PACKAGE FOR AUDIO OUTPUT

7" DISPLAY MOUNT KIT

- Necessary mount for 7" Display Powered by RIDE COMMAND
- Seamless fit and finish
- Includes necessary wiring harness and reverse camera kits

» **2890287**

XP 1000 '25-26, CREW XP 1000 '25-26

» **2890286**

CREW 1000 '25-26, 1000 '25, DIESEL '25-26

» **2889310**

XP KINETIC '23-24

» **2889163**

SP 570 '22-26

CAMERA KITS

» **FRONT • 2889662**


XP KINETIC '23-24, SEE FULL DETAILS ON P. 37

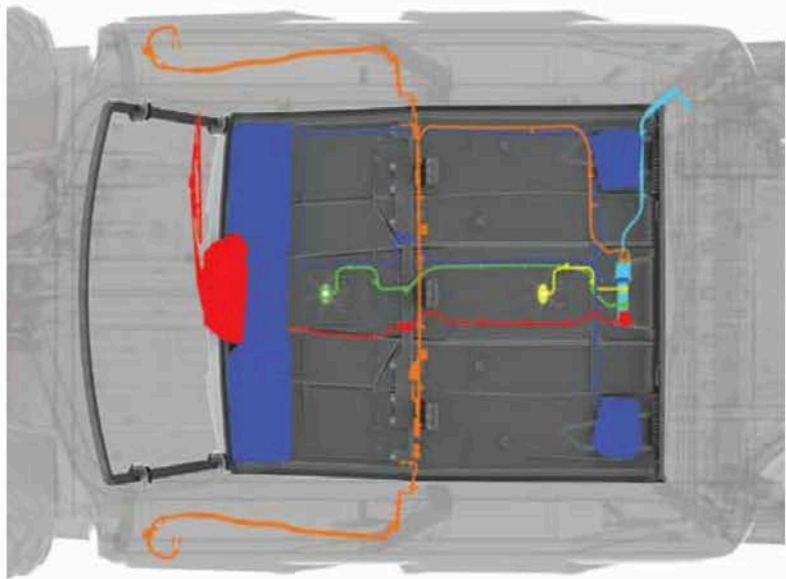
ELECTRICAL ACCESSORIES



ADD ELECTRICAL SYSTEM ACCESSORIES IN 4 EASY STEPS

Polaris PULSE is a revolutionary way to provide additional power locations on your vehicle, and makes adding electrical accessories a snap. Electrical accessories are easier to install, with designated routing areas and plug and play connections.

Look for  to identify Polaris PULSE ready accessories.



CREW XP 1000 POLARIS PULSE WIRING SHOWN



STEP 1

CHOOSE A POLARIS PULSE READY ROOF	1000 XP 1000 XP KINETIC	CREW 1000 XP 1000	SP 570	CREW SP 570
Premium Roof - Poly - Polaris Pursuit Camo	2882913	N/A	N/A	
Premium Roof - Poly - Black	2882912	N/A	N/A	
Sport Roof - Poly - Black	2890684	2890333	2885077	2885078

STEP 2

ADD THE POLARIS PULSE ROOF 6	1000 XP 1000 XP KINETIC	CREW 1000 XP 1000	SP 570	CREW SP 570
Polaris PULSE Roof 6	2882904			
Polaris PULSE Wiring Harness - Crew Extension	N/A		2889185	

STEP 3 ADD ACCESSORIES*

POWER WINDOW DOORS	1000 XP 1000 XP KINETIC	CREW 1000 XP 1000	SP 570	CREW SP 570
Polaris PULSE Wiring Harness - Crew Extension	N/A	2883231	N/A	

WINDSHIELD WIPER & WASHER SYSTEM	1000 XP 1000 XP KINETIC	CREW 1000 XP 1000	SP 570	CREW SP 570
Windshield Wiper & Washer System	2883974		2885083	
Polaris PULSE Wiring Harness - Crew Extension	N/A	2883231	2889185	

WORK LIGHT	1000 XP 1000 XP KINETIC	CREW 1000 XP 1000	SP 570	CREW SP 570
Rear LED Work Light	2889672			
Reverse Light Harness	2889679		N/A	
Polaris PULSE Wiring Harness - Crew Extension	N/A	2883231	2889185	

AUDIO: DASH RADIO & VISOR SPEAKERS	1000 XP 1000 XP KINETIC	CREW 1000 XP 1000	SP 570	CREW SP 570
JBL® Dash Audio Kit	N/A		2885081	
Polaris PULSE Wiring Harness - Crew Extension	N/A	2883231	2889185	

AUDIO: VISOR AUDIO + REAR SPEAKERS	1000 XP 1000 XP KINETIC	CREW 1000 XP 1000	SP 570	CREW SP 570
JBL® Trail Pro 4200 Audio Upgrade Kit	N/A		N/A	
Polaris PULSE Wiring Harness - Crew Extension	N/A	2883231	N/A	

*Add accessories to models without 7" Display Powered by RIDE COMMAND

STEP 4 FINISHING TOUCH

CONCEAL WIRING FOR A FINISHED, COMFORTABLE LOOK	1000 XP 1000 XP KINETIC	CREW 1000 XP 1000	SP 570	CREW SP 570
Premium Roof Liner	2890526	2890527	2885093	2885094

ELECTRICAL ACCESSORIES



THE FOLLOWING ACCESSORIES EASILY PLUG INTO THE FACTORY INSTALLED POLARIS PULSE UNDER THE HOOD:

	1000 / XP 1000 / XP KINETIC / DIESEL	SP 570
Heater & Defrost System	P. 22 / 37	P. 52
Horn	P. 24	P. 52
Plow Controller	P. 25	P. 53
Audio System	P. 28	P. 53
Light Bars	P. 68	P. 68



POLARIS PULSE UNDERHOOD BUS BAR - 6 POSITION

• If upgrading to more than three accessories attaching to the underhood PULSE location, replace 3-Position Bus Bar with the Polaris PULSE Underhood Bus Bar - 6 Position

» **2884183** 1000 ONLY
CREW 1000 '20-26, 1000 '20-26

POLARIS FRONT PULSE BAR AND HARNESS

• This kit is required to install any electrical accessories on a base RANGER SP 570

» **2889185**
SP 570 '22-26

POLARIS PULSE BATTERY TENDER ADAPTER

• Connects your trickle charger to your vehicle

» **2884297**
XP 1000 '18-26, CREW XP 1000 '19-26, CREW 1000 '20-26, 1000 '20-26,
SP 570 '22-26, CREW SP 570 '22-26, XP KINETIC '23-24, DIESEL '20-26

REVERSE LIGHT HARNESS

• Activates rear lights when your RANGER is shifted into reverse

» **2889679**
XP 1000 '17-26, CREW XP 1000 '18-26, CREW 1000 '20-26, 1000 '20-26, XP KINETIC '23-24



EASILY ADD LIGHTING

With Polaris PULSE it's easy to add RIGID® and Pro Armor lighting to your RANGER. All LED Light bars listed on pages 68-69 are Polaris PULSE ready, making installation that much easier.

POLARIS PULSE LIGHT BAR WIRING LOCATIONS

Front Bumper Roof - Front Mounted
Roof - Rear Mounted CREW Roof - Rear Mounted*

*Requires Extension

1000 / XP 1000 / XP KINETIC / DIESEL	SP 570
1 LIGHT WITH 1 SWITCH	
<p><small>TOP SELLER</small></p> <p>Polaris PULSE Wiring Harness - 1 LED Light Bar 2883230</p> <p>Upper Switch Panel Light Bar Harness** 2889675</p> <p>Reverse Light Harness 2889679</p>	<p>Polaris PULSE Wiring Harness - 1 LED Light Bar 2889161</p>
2 LIGHTS WITH 1 SWITCH	
<p><small>TOP SELLER</small></p> <p>Polaris PULSE Wiring Harness - 1 LED Light Bar 2883230</p> <p>Y-Harness 2879860</p>	N/A
2 LIGHTS WITH 2 SWITCHES	
<p><small>TOP SELLER</small></p> <p>Polaris PULSE Wiring Harness - 1 LED Light Bar (x2) 2883230</p>	<p>Polaris PULSE Wiring Harness - 1 LED Light Bar (x2) 2889161</p>
EXTENSIONS FOR CREW	
<p>Polaris PULSE Wiring Harness - 1 LED Light Bar - Crew Extension 2883231</p> <p>Upper Switch Panel Light Bar Harness - Extension** 2890067</p>	N/A

**Check with your local dealer for availability.

TRACKS

COMMON ACCESSORIES

WINCHES

PLOWS

LIGHTING

CONNECTED TECHNOLOGY

ELECTRICAL ACCESSORIES

TRACKS

HUNT

COOLERS

WHEELS & TIRES & TRAILERING



PROSPECTOR PRO TRACK SYSTEM

PROSPECTOR PRO TRACK MOUNT KIT

- Install this track system mounting hardware in place of tires and wheels. Tracks sold separately.

» 2889425

XP 1000 '21-26 (NO ABS), CREW XP 1000 '21-26, CREW 1000 '20-26, 1000 '21-26. FITS MODELS WITH NON-HIGH CLEARANCE A-ARMS

» 2889426

XP 1000 '21-26 (NO ABS), CREW XP 1000 '21-26. FITS MODELS WITH HIGH CLEARANCE A-ARMS

» 2882783

XP 1000 '21-26 (ABS), XP 1000 '18-21, CREW XP 1000 '18-21, CREW 1000 '20-21, 1000 '20-21

» 2880071

CREW 570-4 '16-21, 570 '14-21, 500 '17-22

» 2889196

SP 570 '22-26. REQUIRES PROSPECTOR PRO TRACK (2880758), SOLD SEPARATELY

PROSPECTOR PRO 2.0 TRACK

» 2890034

XP 1000 '18-26, CREW XP 1000 '18-26, CREW 1000 '20-26, 1000 '20-26

» 2889487

SP 570 '22-26, CREW SP 570 '22-26

PROSPECTOR PRO TRACK

» 2880758

570 '14-21 WITH EPS, CREW 570 '14-21 WITH EPS

» 2880757

CREW 570-4 '14-21, 570 '14-21, 500 '17-22

If using plow system with tracks, Track Plow Extension is required (2889267)

For year-round use, Polaris recommends the use of Intake Update Kit (2880673) on any RANGER XP 1000 '17, RANGER XP 1000 CREW '14-18 with tracks installed. To keep intake system working optimally, this kit pre-filters out fine snow and dust.



1 INDUSTRY-FIRST FLEX-TRACK DESIGN

Front-mounted tracks with flexible sides and a slight inward curve allow for stable handling, a more comfortable ride and precise steering over long-distances or extended working hours.

2 HIGH-DENSITY TIRE WITH ADJUSTED SHAPE

With puncture-proof tires that reduce friction and wear, the Prospector Pro 2.0 Tracks delivers trouble-free performance.

Confidently take on bumps and obstacles with 8" high-density tracks.

3 LIGHTWEIGHT POWDER COAT STEEL FRAME

Proven geometry to improve durability and deliver capability in all conditions throughout the life of the tracks.

A lighter frame provides more flotation to stay on top of the snow and allows the tracks to easily shed the elements they encounter.

4 TANDEM STABILIZER

The bolt-on, tandem mid-roller wheel provides a smoother ride by absorbing shocks.

5 BEARING HOUSING

Outer seals and stainless steel sleeves allow stronger bearing durability and greater reliability.

6 WHEEL CAP & SEAL

A fitted wheel cap with bladder effect eliminates water absorption due to temperature variation. Ride in snow or mud without worrying about track maintenance.

HUNT



KOLPIN[®] OUTDOORS

PROTECTING YOUR ESSENTIAL GEAR SINCE 1943

KOLPIN STRONGHOLD SYSTEM

Polaris is proud to partner with Kolpin Outdoors, an industry leader in off-road accessories and the premier name in gun boots and mounts. If you need to secure a firearm while riding, simply attach the auto-latch mount and choose your Gun Boot.

IDEAL FOR SECURE TRANSPORT OF SCOPED RIFLES AND SHOTGUNS.

STEP 1 CHOOSE YOUR MOUNT



KOLPIN STRONGHOLD AUTO-LATCH DOUBLE BOOT MOUNT

- Precision angle adjustable for a custom fit
- Provides a quick and secure attachment point
- » **DOUBLE BOOT MOUNT • 2883970**
- » **SINGLE BOOT MOUNT • 2884106** TOP SELLER



RHINO-RACK - GUN BOOT MOUNT

- Bracket used to mount Kolpin Stronghold Gun Boots to Rhino-Rack systems when paired with Auto-Latch Mount (2884106), sold separately
- » **2889327**
- XP 1000 '18-26, CREW XP 1000 '18-26, CREW 1000 '20-26, 1000 '20-26, XD 1500 '24-26, CREW XD 1500 '24-26
- REQUIRES AUTO-LATCH MOUNT 2884106 TO MOUNT TO VEHICLE
- SEE P. 30 FOR MORE RHINO-RACK PRODUCTS

STEP 2 CHOOSE YOUR BOOTS



TOP SELLER **KOLPIN STRONGHOLD GUN BOOT XL**

- Lockable and TSA approved
- Includes padded, zippered internal protective liner
- 132 cm L x 9.5 cm W x 26.7 cm H
- » **2882036**
- REQUIRES AUTO-LATCH MOUNT 2883970 OR 2884106 TO MOUNT TO VEHICLE

KOLPIN STRONGHOLD GUN BOOT L

- 132 cm L x 12 cm W x 23.5 cm H
- » **2882426**
- REQUIRES AUTO-LATCH MOUNT 2883970 OR 2884106 TO MOUNT TO VEHICLE

GUN RACK 6

- Adjustable to store guns at an angle or vertical (shown at angle)
- Holds six rifles or shotguns securely with soft rubber v-grips
- Stock is secured in place with a soft molded rubber inlay along the bottom of the rack
- Rack can be adjusted into three positions based on firearm height
- » **2882159**
- XP 1000 '17-26, CREW XP 1000 '18-26, CREW 1000 '20-26, 1000 '20-26, XD 1500 '24-26, CREW XD 1500 '24-26





ADD A REAR WINCH SO YOUR RANGER WORKS HARDER THAN YOU DO
 RANGER 1000 / XP 1000 P. 33
 RANGER SP 570 P. 54



KOLPIN RHINO GRIPS
IDEAL FOR CARRYING RIFLES, SHOTGUNS, BOWS AND CROSSBOWS

LR LR MAX
RHINO GRIP PRO

- » 2884107
- » REPLACEMENT RUBBER STRAPS (2) • 2884109
- ALL RANGER MODELS (EXCEPT 150 EFI)



TOP SELLER
LR LR MAX
RATCHETING RHINO GRIP

- » 2881575
- ALL RANGER MODELS (EXCEPT 150 EFI)




LR LR MAX
RHINO GRIP XLR

- » 2889165
- » REPLACEMENT RUBBER STRAPS (2) • 2889204
- ALL RANGER MODELS (EXCEPT 150 EFI)



LR LR MAX
RHINO GRIP XLR - DOUBLES

- » 2889166
- » REPLACEMENT RUBBER STRAPS (2) • 2889204
- ALL RANGER MODELS (EXCEPT 150 EFI)



All Kolpin Rhino Grips are Lock & Ride and Lock & Ride MAX compatible and come with required mounting hardware.

IN-CAB GUN MOUNT

- Gives you instant gun access in the field
 - Mounts securely to the floor and adjusts up to 45° forward
 - Robust, molded gun butt holder at base
 - Quick-release barrel straps
 - Easily removable
 - Accommodates scope-equipped rifles
- » 2883263

XP 1000 '18-26, CREW XP 1000 '19-26, CREW 1000 '20-26, 1000 '20-26, XD 1500 '24-26, CREW XD 1500 '24-26
 NORTHSTAR EDITION REQUIRES 2208023 HWD KIT TO INSTALL ON THE 2019 AND NEWER MODELS



POLARIS PURSUIT CAMO SxS FIELD COVER

- Full-coverage camo print cover hides your side-by-side while in the field
 - Lightweight material protects your RANGER from inclement weather
- » 2882160

XP 1000 '18-26, EV '15-21, 570 '11-26, SP 570 '22-26, 500 '17-22, 1000 '20-26, XD 1500 '24-26

Never transport a loaded firearm. Verify firearm is unloaded prior to mounting. Please refer to local laws and regulations regarding the requirements for the legal transport of firearms.

COMMON ACCESSORIES

WINCHES

PLUMS

LIGHTING

CONNECTED TECHNOLOGY

ELECTRICAL ACCESSORIES

TRACKS

HUNT

COOLERS

WHEELS & TIRES & TRAILERING

COOLERS

MADE FOR RIDERS.
BUILT FOR LIFE.

28, 57 & 99
LITER FEATURES



ComfortCarry
Handles



TravelLock
System



EasyOut
Drain System



NoSlip
Rubber Feet



PolarWall
Insulation



IceLock
Seal

POLARIS NORTHSTAR COOLERS CAN SURVIVE JUST ABOUT ANYTHING -
FROM EXTREME HEAT TO A NASTY TUMBLE OFF A VEHICLE.



99 LITER

SAGEBRUSH GREEN • 2890707
GRAPHITE • 2883426

ACCESSORIES

WIRE BASKET • 2883648
DIVIDER (1) • 2883468
WHEELS • 2883967

Divider



1 way to partition



57 LITER

SAGEBRUSH GREEN • 2890706
GRAPHITE • 2883425

ACCESSORIES

WIRE BASKET • 2882185
DIVIDERS (2) • 2882184
SEAT CUSHION • 2882179
WHEELS • 2882180

Dividers



2 ways to partition



28 LITER

SAGEBRUSH GREEN • 2890705
GRAPHITE • 2883424

ACCESSORIES

WIRE BASKET • 2882438
DIVIDER (1) • 2882186

Divider



1 way to partition



14 LITER

SAGEBRUSH GREEN • 2890704
GRAPHITE • 2883968



19 LITER

SOFT-SIDED COOLER

GRAPHITE • 2889285

ESSENTIAL ACCESSORIES SO YOUR COOLER WORKS AS HARD AS YOU DO



WIRE BASKET



DIVIDERS Doubles as cutting board



SEAT CUSHION



WHEELS



QUICKSTRAP



TRAILERS

FOR THE FARM OR
THE FORREST



POLARIS ATV TRAILER

- Versatile ATV Trailer with tiltable flatbed and rotating Coupler. Galvanized steel.
 - Removable front and rear tailgate.
- » ATV1500

TIRES	22"
FLATBED SIZE	1500CM X 960CM X 465CM
LOAD WEIGHT	500 KG

MESH CAGE

- Increase load volume with a mesh cage.
- » ATV1510 TRAILER MESH CAGE.

COVER

- Cover to protect your trailer/ cargo
- » ATV1511 TRAILER COVER PCV

POLARIS LOG WAGON

- Versatile log trailer and helper in the woods, for ATVs and SxS.
- The trailer is adjustable in length depending on the length of the logs.
- Bogie trailer with tires that have good off-road properties.
- Galvanized frame for better resistans.
- Aluminum flatbed with removable tailgate in front and rear.
- Crane for lifting logs. Can be used together with a winch

(Flatbed and Crane are sold separately)

» ATV1600

LENGTH	260 CM - 380 CM
WIDTH	120 CM
STACK HEIGHT	60 CM
WEIGHT	310 KG INK. CRANE
LOAD WEIGHT	1420 KG
TIRES	22X11-10
BALL COUPLING	50 MM

CRANE	WEIGHT	34 KG
» ATV1800	HEIGHT	140 CM
	LENGTH	180-230 CM
	LIFT CAPACITY	170 KG



FLATBED	LOAD AREA	L200X B100 H60 CM
» ATV1700	LOAD AREA INSIDE	100 X 194 CM
	WEIGHT	56 KG

• Crane & flatbed sold separately.

WHEELS & TIRES



PRO ARMOR

**OFF-ROAD, IT'S ALL ABOUT
FREEDOM & CREATING
YOUR OWN PATH**

As serious riders ourselves, we get it. And everything we design is to get (and keep) you going on the ride of a lifetime. We're for every style of rider looking to go beyond the expected with a ride that will make your story epic.





WHY CHOOSE PRO ARMOR?

SUPERIOR PERFORMANCE & DURABILITY

LIFELONG PERFORMANCE

- Every tire is designed and constructed with **longevity** in mind
- **3,000+ mile rated** (4,828 kilometers)

PREMIUM PROTECTION

- Pro Armor makes tires with **extra protection** exactly where it's needed most – the sidewall
- **Triple-belted sidewalls** keep your tires more resistant so you can keep going
Many competitors only use double-belted sidewalls

TOUGH TIRES

- Higher ply ratings mean added protection
- Pro Armor builds 8 or 10-ply rated tires for **higher puncture-resistance**



FOR OFF-ROAD USE ONLY. PLEASE CHECK FITMENT WITH YOUR DEALER.

1506

TIRES

Developed and tested with Polaris engineers, ensuring the perfect fit and optimal performance mile after mile.



14" WHEEL



12" WHEEL



12" WHEEL



14" WHEEL

PRO ARMOR X TERRAIN

Handle anything the trail throws your way, with a durability-driven design that provides a comfortable and confident ride.

Why Choose X Terrain?
Triple-belted sidewall resists puncture.

PRO ARMOR PRESERVE

Turf-friendly for areas requiring low-impact from treads.

Why Choose Preserve?
Perfect for locations where you don't want to risk damaging turf.

PRO ARMOR XD-K

These heavy duty tires are one of the strongest we've ever built. Superior puncture resistance, ride quality and long life.

Why Choose XD-K?
Triple-belted sidewall resists puncture.

PRO ARMOR HD-K

One of the strongest Pro Armor tires. Ride through corn stalks, thorns, jagged rocks or whatever else comes your way.

Why Choose HD-K?
Extremely strong tire for long life.





15" WHEEL

DUAL-DUROMETER

PRO ARMOR ATTACK 2.0

All purpose tread pattern with a 10-ply radial construction provides excellent traction and increased durability.

Why Choose Attack 2.0?

Tighter lug spacing provides better traction in hard-pack & 10-ply construction provides long-lasting durability.



14" WHEEL

PRO ARMOR ATTACK

Aggressive tread design provides traction in any environment.

Why Choose Attack?

Great all-season tire with wider lug spacing for grip in softer terrain.



14" WHEEL
15" WHEEL
16" WHEEL

DUAL-DUROMETER

PRO ARMOR CRAWLER XG

Unmatched grip for rock crawling with a taller, softer lug.

Why Choose Crawler XG?

Perfect balance between high-speed performance, durability and flex for traction on slick rocks.



PRO ARMOR TIRES HAVE BEEN DEVELOPED AND TESTED to ensure the perfect fit, superior durability and optimal performance, mile-after-mile. No matter where you ride - mud, dirt, sand or snow - we've got you covered.

KNOW YOUR TERRAIN



- Tread patterns optimized for extreme traction
- Ideal for both hard pack & loose trail



- Provides traction & durability
- Performs in hard sand, jagged rocks or any extreme terrain



- Flexible "grippy" tread
- Aggressive side bite



- Extra deep treads
- Self-cleaning lugs



- Triple-belted sidewalls to resist puncture
- Purpose-built, long lasting tread patterns



- Handles extreme cold
- Holds shape & provides traction

FOR OFF-ROAD USE ONLY. PLEASE CHECK FITMENT WITH YOUR DEALER.

WHEELS



15"

50-SERIES

A 5201

WEIGHT: 7.8 KG	LOAD RATING: 590 KG	OFFSET: +4
MATTE BLACK	FRONT/REAR	15" x 7" 1523184-458

B 5202

WEIGHT: 8.1 KG	LOAD RATING: 590 KG	OFFSET: +4
ACCENT	FRONT/REAR	15" x 7" 1523102-266
MATTE BLACK	FRONT/REAR	15" x 7" 1523102-458

C 5203 BEADLOCK

WEIGHT: 7.3 KG	LOAD RATING: 590 KG	OFFSET: +38
MATTE BLACK	FRONT/REAR	15" x 7" 1522435-458

D 5301 BEADLOCK

WEIGHT: 7.7 KG	LOAD RATING: 726 KG	OFFSET: +38
ACCENT	FRONT/REAR	15" x 7" 1523282
MATTE BLACK	FRONT/REAR	15" x 7" 1523266

FORGED BEADLOCK RINGS

BEADLOCK REQUIRED



15" FORGED BEADLOCK RINGS

A MACHINED 1522240-266

ONLY USED ON 5203 BEADLOCK
SOLD INDIVIDUALLY

B MATTE BLACK 1523147-458

ONLY USED ON 5301 BEADLOCK
SOLD INDIVIDUALLY

⊙ LUG NUTS REQUIRED P. 87



INNER AND OUTER
BEADLOCK INCLUDED

14"

40-SERIES

I 4202 ○

FRONT	WEIGHT: 5.8 KG	LOAD RATING: 408 KG	OFFSET: +4
REAR	WEIGHT: 6.1 KG	LOAD RATING: 590 KG	OFFSET: -9
ACCENT	FRONT	14" x 7"	1522544-266
	REAR	14" x 8"	1522545-266
MATTE BLACK	FRONT	14" x 7"	1522544-458
	REAR	14" x 8"	1522545-458

J 4204 ○

FRONT	WEIGHT: 5.9 KG	LOAD RATING: 408 KG	OFFSET: +4
REAR	WEIGHT: 6.4 KG	LOAD RATING: 590 KG	OFFSET: -9
ACCENT	FRONT	14" x 7"	1522546-266
	REAR	14" x 8"	1522547-266
MATTE BLACK	FRONT	14" x 7"	1522546-458
	REAR	14" x 8"	1522547-458

K 4205 ○

FRONT	WEIGHT: 4.8 KG	LOAD RATING: 408 KG	OFFSET: +4
REAR	WEIGHT: 5.7 KG	LOAD RATING: 590 KG	OFFSET: -9
MATTE BLACK	FRONT	14" x 7"	1521507-521
	REAR	14" x 8"	1521508-521
LUSTER	FRONT	14" x 7"	1521507-410
	REAR	14" x 8"	1521508-410

L HD DUAL BEADLOCK

WEIGHT: 18.1 KG	LOAD RATING: 725.7 KG	OFFSET: +38	
MATTE BLACK	FRONT/REAR	14" x 7"	1524022-458

FORGED BEADLOCK RINGS

○ BEADLOCK REQUIRED




14" FORGED BEADLOCK RINGS

A MACHINED 1522244-266

ONLY USED ON 4203 BEADLOCK &
HD DUAL BEADLOCK SOLD INDIVIDUALLY

B MATTE BLACK 1523146-458

ONLY USED ON 4301 BEADLOCK &
HD DUAL BEADLOCK SOLD INDIVIDUALLY

KNOW YOUR WHEELS

STEP 1:
SELECT YOUR SERIES

4 = 40-SERIES

5 = 50-SERIES

STEP 2:
CHOOSE YOUR LOAD RATING

1 = <362.9 kg

2 = 363 - 589.7 kg

3 = 590 - 726+ kg

STEP 3:
PICK YOUR STYLE

OFFSET / BEADLOCK / COLOR

INCREASE OFFSET FROM STOCK = NARROWER STANCE
DECREASE OFFSET FROM STOCK = WIDER STANCE

FOR OFF-ROAD USE ONLY. PLEASE CHECK FITMENT WITH YOUR DEALER.

KNOW YOUR TERRAIN



- Tread patterns optimized for extreme traction
- Ideal for both hard pack and loose trail



- Flexible "grippy" tread
- Aggressive side bite



- Provides traction and durability
- Built to perform in hard sand, jagged rocks or any other extreme terrain

WHEEL & TIRE SETS

14" 40-SERIES	UTILITY			DESERT/ROCK	MUD/TRAIL		BACKCOUNTRY/TRAIL		
	HARVESTER		PRESERVE	CRAWLER XR	MUD XC		ATTACK	DUAL-THREAT	
	27"	28"	27"	28"	27"	29"	26"	26"	29"
4202 ○ ACCENT	2882383	2883220	2883203	2881343	2884267	2884260	2881335	2883140	2883148
4202 ○ MATTE BLACK	2882384	2883221	2883204	2881344	2884268	2884261	2881336	2883141	2883149
4204 ACCENT	2882385	2883222	2883205	2881355	2884270	2884263	2881347	2883142	2883150
4204 ○ MATTE BLACK	2882386	2883223		2881356	2884271	2884264	2881348	2883143	2883151
4205 ○ LUSTER				2881371			2881359		
4205 ○ MATTE BLACK	2882387	2883224	2883207	2881372	2884269	2884262	2881360	2883144	2883152





- Extra deep treads
- Self-cleaning lugs




- Triple-belted sidewalls to resist puncture
- Purpose-built, long lasting tread patterns



- Handles extreme cold
- Holds shape and provides traction

TREKKER		X TERRAIN	
27"	29"	27"	29"
2890907	2890906	2889968	2889978
2890905	2890904	2889969	2889979
		2889973	2889983
		2889974	2889984
		2889975	2889985



15" 50-SERIES

	TRAIL ATTACK 2.0 28"	DESERT/ROCK CRAWLER XG 28"
5201 ACCENT	2883160	2883188
5201 MATTE BLACK	2883159	2883187
5202 ACCENT	2883158	2883186
5202 MATTE BLACK	2883157	2883185
5203 BEADLOCK ACCENT <small>BEADLOCKS SOLD SEPARATELY</small>	2883154	2883182
5301 BEADLOCK ACCENT <small>BEADLOCKS PRE-MOUNTED</small>	2883162	2883190
5301 BEADLOCK MATTE BLACK <small>BEADLOCKS PRE-MOUNTED</small>	2883161	2883189

LUG NUTS

LUG NUTS REQUIRED

12MM x 1.5 SPLINED LUG NUTS

16 LUG NUTS WITH WRENCH		287933
4 LUG NUTS WITHOUT WRENCH	ALL POLARIS RANGER 3-SEAT & CREW MODELS	2879331
SPLINED LUG WRENCH		2204966

3/8" - 24 HEX LUG NUTS

16 HEX LUG NUTS	ALL POLARIS RANGER 570 '20-21 MODELS	2877409
4 HEX LUG NUTS		2876754

2 WAYS TO PURCHASE

INDIVIDUAL WHEELS & TIRES
- OR - COMPLETE SETS AS LISTED

Exclusively at Polaris Authorized Dealers

FOR OFF-ROAD USE ONLY. PLEASE CHECK FITMENT WITH YOUR DEALER.

CLEANERS

PREP

MUD & SHINE

- Two products in one: makes plastics shine like new and reduces mud sticking to the vehicle, making it easier to clean post ride. Available in 750ml XL Size for extra large plastic surfaces. Unique vanilla-strawberry scent.

» 750 mL • 503521

CLEAN

ALL-PURPOSE CLEANER

- Professional cleaner, which is formulated with a low pH-value. The product spreads well on surfaces and adheres on them for effective cleaning action. Perfectly compatible with rubber, plastic and painted surfaces. The formulation is biodegradable.

» 500 mL • 502309

SHINE

INSTANT SHINE & DETAILER

- The INSTANT SHINE AND DETAILER is developed for cleaning action without water. Removes insects, dust and dirt with almost no effort. Applicable for plastics, visors, windscreens, paint and metal. The wipe and shine formulation makes surfaces shine, works water repellent and also has an antistatic effect. Perfect for customers living in urban areas with no access to water, for bike trips or showroom bikes.

» 500 mL • 502546



TRAILERING

RAMPS



CALIBER RAMP PRO

- Designed for ATVs and UTVs up to 127 cm wide
- Integrated grip glides for ultimate traction
- Folding sides for easy transportation and storing

» 132 CM × 229 CM • 2884576



ALUMINUM ARCHED LOADING RAMPS

- Capacity for up to 1,361 kg
- » 193 CM × 30.5 CM • 907 KG • 2875384
- » 224 CM × 30.5 CM • 1,361 KG • 2875386



LIGHTWEIGHT TRI-FOLD RAMPS

- Ramp folds up for transport
- Capacity for up to 680.7 kg
- Safety straps included
- » 183 CM × 130 CM • 2875385
- » 208 CM × 130 CM • 2875860



FOLDING ALUMINUM ARCHED RAMPS

- Ramp folds up for transport
- Up to 680 kg total capacity, 340 kg per individual ramp
- Safety straps included
- » 224 CM × 30.5 CM • 2875387

COVERS & MISC



TRAILERING COVERS

- Protect your vehicle from the elements while storing outdoors
- A ratchet strap system on the bottom helps to secure the cover to the vehicle

MID-SIZE

- » 2890329
SP 570 '22-26,
RANGER 500 '26
- » 2890330
CREW SP 570 '22-26

FULL-SIZE

- » 2890331
XP 1000 '15-26, 1000 '20-26
- » 2890332
CREW XP 1000 '17-26, CREW 1000 '20-26
- » POLARIS PURSUIT CAMO • 2882160
XP 1000 '14-26, EV '15-21, 570 FULL-SIZE '17-26,
570 '14-26, 500 '17-22, 1000 '20-26

OFF-ROAD TOOL KIT BY CRUZTOOLS®

- » 2890429
ALL MODELS



CV BOOT REPAIR KIT*

FIX ON THE GO | TEMPORARY COVERAGE

- A quick trail-side fix to increase trail time
- The flexible and durable boot material expands over a cone tool for CV boot repairs, without disassembling CV axles
- Universal fit – works as a temporary fix for most powersports axles
- All components fit inside the cone, and a cover is provided for compact durable storage
- Easily fits in a cargo box, attached to the roll cage, in the glovebox or many other storage locations



Items shown are contained inside cone

UTV CV BOOT REPAIR KIT

Kit includes the following items:

- (1) Expandable XL CV Boot
 - (1) Reusable Cone Tool
 - (2) CV Boot Clamps
 - (1) Tube of Silicone Lube
 - (1) Grease Packet
 - (1) Cone Cover
- » 2830526

UTV TRAIL BOOT ONLY

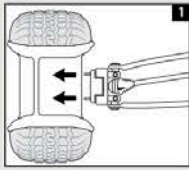
» 2830527

ATV

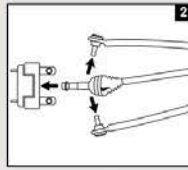
» CV REPAIR KIT
2830528

» TRAIL BOOT ONLY
2830529

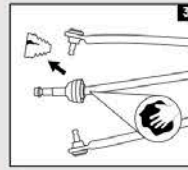
HOW TO INSTALL



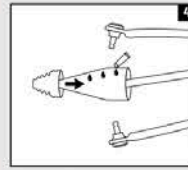
Remove wheel and axle nut.



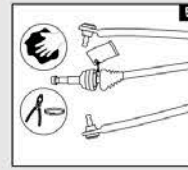
Remove brake caliper, hub, tie rod and upper and lower ball joints.



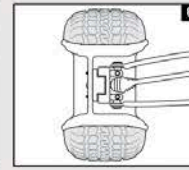
Remove old boot and clean joint.



Spread silicone lube on entire cone tool. Slide boot over cone tool, large end first. See package for outer boot instructions.



Empty the bag of grease into the CV joint/boot, clean sealing points and install clamps.



Reassemble tie rod, ball joints, brake caliper, axle nut, tire and wheel.

Refer to your service manual for further instructions and torque specifications.
*Designed for temporary CV boot repair. Purchase the OEM CV Boot for a permanent repair.

HITCHES



HITCH WITH 5 CM BALL

- 3:1 Hitch: ball, hook and pin design
 - Rust resistant steel with powdercoat finish
 - Removable ball, 1.6 cm pin and clip
- » 5 CM x 5 CM RECEIVER • 2830522
» 3 CM x 3 CM RECEIVER • 2830523



4.8 CM BALL

- 4.8 cm replacement ball for hitch
 - Designed to work with 3:1 Hitch
- » 2830524



RECEIVER HITCH

- » 5 CM RECEIVER TONGUE
2875320



TRAILER BALL 1.9 CM SHANK

- » 5 CM BALL • 2877603

STRAPS & ROPES



RECOVERY STRAP

- 5 cm x 9.1 m
 - 8,165 kg maximum load,
4,082 kg maximum vehicle weight
 - Comes with carry bag
- » 2884033



RATCHET STRAP, 2 PACK

- Dimensions 3.5cm / 50cm / 550cm
 - Heavy duty webbing
 - 2000 kg maximum load,
1000 kg working load
- » POL05031



RATCHET STRAP

- 5 cm x 6.1 m
 - Heavy duty webbing, floating D-rings,
double J-hooks
 - 4,536 kg maximum load,
1,497 kg working load
- » 2884032



SHOCK STRAPS

- 3.8 cm 1,361 kg breaking strength
 - Keeps tension on tie-down straps
to secure load, 2 pack
- » 3.8 CM x 4.6 M • 2883296
» 3.8 CM x 2.1 M • 2883295

WINCHES

PLOW

LIGHTING

CONNECTED
TECHNOLOGYELECTRICAL
ACCESSORIES

TRACKS

HUNT

COOLERS

WHEELS & TIRES
& TRAILERING

OIL & LUBRICANTS

Our PS-4 engine oils provide ultimate performance and protection, they're formulated with exclusive additives to keep engines clean from deposit buildup. These powersports-grade full synthetic oils helps maximize power and protect your engine for the long term.

**PS-4 FORMULATIONS
BEST PROTECTION,
BEST PERFORMANCE**

PS-4 5W-50 FULL-SYNTHETIC OIL

Optimal for ambient operating temperatures of -40° C to 38° C.

1L 502484	25L 502486	200L 502488
4L 502485	60L 502487	

PS-4 0W-50 EXTREME FULL-SYNTHETIC OIL

Optimal for ambient operating temperatures of -43° C to 54° C.

1L 503220	25L 503233	200L 503235
4L 503221	60L 503236	

POLARIS DIESEL HD

Synthetic performance oil, especially designed for work applications.

1L 502573	25L 502575	200L 502577
4L 502574	60L 502576	

PS-4 5W-50

OIL CHANGE KITS

These convenient kits include everything needed including filter and oil volume per vehicle

PART NUMBER	VEHICLE FITMENT
502541	SINGLE 570, TWIN 600, TWIN 700, TWIN 800
502543	RANGER/RZR/GENERAL 900/1000
502542	SPORTSMAN 570/1000

POLARIS INVESTS IN EACH OIL AT & ABOVE THESE LEVELS

**12+ DEDICATED
TEAM MEMBERS**
FOCUSED ON POLARIS OIL

**18+
MONTHS**
DEVELOPMENT & TESTING

**76,000+
HOURS**
DYNO TESTING

**3.5 MILLION+
KILOMETERS**
FIELD TESTING



DOT 4 BRAKE FLUID

A high-quality brake fluid designed for use in Polaris hydraulic brakes.
» 250 ML • 502526



ALL-SEASON GREASE TUBE

Specialized water-resistant lubricant
» 400 G • 502538



PREMIUM GAS SHOCK OIL

» 1L • 502518



AGL

Protects transmission components against wear, corrosion, oxidation and foam in transmissions.

- » 1L • 502505
- » 25 L • 502507
- » 200 L • 502508
- » EXTREME 1L • 503516



POLARIS
EXTREME
SYNTHETICS

PS-4 EXTREME SYNTHETIC 0W-50

- Our best extreme high and low temp formula, excellent for high temperatures and racing, even at temps of 54°C, plus easier cold starting even below -42°C
- Expect the best in wear protection thanks to premium PAO and ester base stocks combined with a balance of moly and ZDDP additives
- Polaris exclusive clean engine additive system reduces deposits and carbon build-up for peak performance and power

THE BEST PROTECTION, MAXIMUM PERFORMANCE

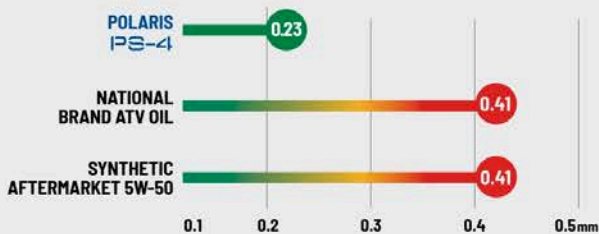
- Powersports grade full synthetics provide long lasting engine protection
- At least 40% improved wear protection compared to all aftermarket oils tested (see engine wear test chart)
- Polaris exclusive clean additive system
- At least 50% less deposits than all aftermarket oils tested (see deposit test chart)
- Cleaner engine with less deposits means consistent maximum power and performance

WIDEST VISCOSITY FOR ULTIMATE PROTECTION



ENGINE WEAR TEST

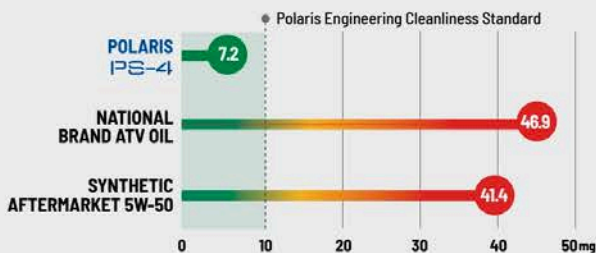
LOWER NUMBER = LESS ENGINE COMPONENT WEAR
LESS WEAR ON PARTS MEANS LONGER ENGINE LIFE



ASTM D4172. In 3rd party testing against 9 competitive products Polaris had 40% or better wear protection compared to all of the tested products. Numbers represent mm of wear scarring measured. Test measures wear at contact points, wear scar is measured for its length and width (in units of mm). Lower wear numbers mean better wear protection and friction reduction.

DEPOSIT TEST

LOWER DEPOSITS = MAXIMUM POWER



ASTM D6335. In 3rd party testing against 9 competitive products Polaris PS-4 had less than half the deposits compared to the next closest product. No other tested products met Polaris Engineering standards for deposit cleanliness. Test measures mass of deposits in mg in high temp, high stress test cycles. Higher deposits will impact engine power and performance.



DEMAND DRIVE FLUID

Proprietary formulation prevents clutch slippage and chatter and reduces component wear and corrosion.

- » 1L • 502563
- » 25 L • 502564
- » 200 L • 502565



ANTI-FREEZE

Prevent corrosion on metal components, eliminate scaling and maximize cooling system performance.

- » 1L • 502566
- » 25 L • 502567
- » 206 L • 502568



CARBON CLEAN

Ultimate fuel and injection system cleaner.

- » 125 ML • 502528



FUEL STABILIZER

Fuel Stabilizer prevents ethanol corrosion and stabilizes fuel for up to 2 years. Dual-antioxidant formula protects against gum and varnish for easy starting.

- » 125 ML • 502519
- » 355 ML • 2882519

GARAGE ACCESSORIES



■ ■ ■ ■ ■ BELT CHANGE TOOL KIT

- Be prepared for whatever the outdoors throws your way
 - Includes everything you need to get back on the move
 - Rolls up to fit easily under seats, in glove boxes, or storage bins
 - Does not include Belt
- » 2830611



■ ■ ■ ■ ■ ESSENTIAL KIT

- Contains Jumper Cables, Portable Trail Tech Air Compressor, Ratchet Strap, Tow Strap, Tire Plug Kit, First Aid, Duct Tape, Electrical Tape, Zip Ties, Rag and Case
- » 2881207

BATTERY CHARGERS



NOCO GENIUS® BATTERY CHARGER - 2 AMP

- Keep your battery charged
 - Includes Boost Eyelet Cable with X-Connector Adapter
 - Includes adapter for vehicle charge port
- » 673410003



NOCO BOOST® GB40 12V 1000A JUMP STARTER

- Delivers 1,000 amps for jump starting a dead battery in seconds
- » 2830547



NOCO BOOST® GB70 12V 2000A JUMP STARTER

- Delivers 2,000 amps for jump starting a dead battery in seconds
- » 2830597



NOCO BOOST® JUMP PACK PROTECTION CASES

- Lightweight, durable and rugged custom exterior
- » GB40 • 2830548
» GB70 • 2830598

YOUR BATTERY
IS READY
WHEN YOU ARE

SERVICE PARTS

POLARIS ENGINEERED SERVICE PARTS DELIVER UNMATCHED PERFORMANCE AND FIT FOR YOUR OFF-ROAD VEHICLE.

All service parts are engineered specifically for your machine. Which means everything is designed, tested and perfected to maximize the life of your ride. Getting Polaris Engineered parts is a decision that pays off in the long run, because there is a long run.

VISIT YOUR POLARIS DEALER TO SHOP FOR SERVICE PARTS.



FOR THE LIFE OF **YOUR RIDE**

Maintenance is the key to keeping your Polaris off-road vehicle performing at its peak. Items like belts, lubricants and batteries represent only a few of these critical items engineered specifically by Polaris.



POLARIS ENGINEERED **DRIVE BELTS**

OUR INVESTMENT

- 32,187 km of field testing
- Thousands of dyno hours
- 18+ months of development (3,000+ design hours) per belt
- 1,200+ vehicle validation hours
- Collaboration with powertrain & clutch engineers

TESTED, PERFECTED

We test each belt on the intended vehicle – we don't just try to make an existing belt "just work".

– Amery,
Polaris System Engineer

YOUR ADVANTAGE

- No clutch recalibration
- Less wear & tear due to heat
- Ensure maximum performance of your vehicle
- More time out riding, less time wrenching

OUR INVESTMENTS ENSURE POLARIS BELTS OUTPERFORM YOUR EXPECTATIONS.

HD HEAVY DUTY PARTS


All Polaris parts are developed and tested to help you get the most out of your ride. Now, we're taking the passion of our riders, workers and outdoor enthusiasts to the next level with HD Parts. Polaris HD Parts are built for riders who push their machines to the limit—day after day, season after season. These are the ranchers, construction workers and relentless trail riders who ride in the extreme terrains and environments. From the heat of Texas to the frozen tundra of Northern Canada, and the swamps of Louisiana to the mountains of Wyoming.





ENGINEERED TO HANDLE
EXTREME CONDITIONS

We know you push your vehicle to the limit, demanding top performance. HD parts are developed to expand the boundaries of your ride and tackle extreme conditions:





APPAREL

FIT FOR ANY ADVENTURE. For outdoor enthusiasts looking for gear that's purposefully built to stand up to the fun and challenging experiences Polaris vehicles enable. Each piece of apparel and equipment bearing the name Polaris is crafted by outdoor enthusiasts, for outdoor enthusiasts. They are a badge of honor – representing what the Polaris brand stands for – a passion to simply be outside doing what you love.

RANGER APPAREL & MERCHANDISE



MEN'S RANGER TEE

S-3XL
Green | 2833091
Black | 2833092



MEN'S LONG SLEEVE RANGER TEE

S-3XL
Black | 2833094
Gray | 2833093



RANGER HOODIE

S-3XL
Black | 2865589



POLARIS RANGER STICKER 6"

15.24 cm x 2.16 cm | 2861864



POLARIS RANGER PARKING SIGN


2869933



RANGER CAP

Black | 2833131
Green | 2833132

RANGE COLLECTION



RANGE WORK JACKET

Rugged and warm jacket that's tough for work
and comfortable for play

MEN'S | S-3XL
Black | 2865321
Tan | 2865322

WOMEN'S | S-3XL
Black | 2865345
Tan | 2865346

CASUALWEAR & HATS



SOFTSHELL JACKET 2.0

MEN'S S-3XL	WOMEN'S S-3XL
NEW Forest Green 2866404	Black 2865343
Black 2865318	Blue 2865344
Rust 2865319	
Blue 2865320	



PURSUIT HOODIE

MEN'S S-3XL	WOMEN'S S-3XL
NEW Tan 2866439	Camo 2865488
Orange 2864606	
Camo 2862494	
Black 2833076	
Green 2833077	



ODYSSEY HOODIE

MEN'S S-3XL	WOMEN'S S-3XL
NEW Cabernet 2866412	NEW Sage Green 2866420
Gray 2865394	Dark Blue 2865398
Tan 2865395	Dark Rose 2865399
Navy 2865396	Gray 2865397



PLAID FLANNEL SHIRT

MEN'S S-3XL	WOMEN'S S-3XL
Cabernet 2865495	Cabernet 2865496
Blue 2864671	Blue 2864673
Cypress 2864672	Teal 2864674



PERFORMANCE SHIRT

MEN'S S-3XL
Sand 2865497
Cypress 2865498



BLOCK '54 HOODIE

MEN'S S-3XL
Black 2866440
Sand 2866441



PIT SHIRT TOP SELLER

MEN'S SIZE VARIES
NEW Tan S-3XL 2866413
Cypress S-3XL 2864561
Black XS-4XL 2862526
Navy S-3XL 2833043



STAPLE CAP TOP SELLER

NEW Sand 2866471
Maroon 2865516
Cypress 2864568
Black 2833127
Navy 2833128



CORE CAP TOP SELLER

Red 2833123
Gray 2833507
Navy 2833494
Black 2833495



BLOCK '54 CAP

Black 2866476



TONAL HAT

NEW Olive 2866469
Orange 2864564
Black/Red 2833497
Navy 2833496



STEALTH CAMO CAP

Camo 2861527



HUNTER ORANGE HAT

S/M 2860892
L/XL 2862545



CAMO BEANIE (REVERSIBLE)

Camo 2833118



CORE BEANIE

Orange 2862595

HELMETS & GOGGLES



NEW
OLIVE/BLACK
2866467

TENACITY 4.0

COMBINATION OF MODERN STYLE AND PREMIUM PROTECTION WITH INCREDIBLE VALUE XS-2XL

SHELL

- Shock-resistant, injection-molded thermoplastic

WEIGHT

- 1,500g

FEATURES

- Through-flow, full-helmet ventilation
- ProClip quick release chin strap allows you to fasten the chin strap in seconds
- Removable breath box
- Toolless adjustable roost shield
- Removable, washable liner
- DOT/ECE 22.06 dual certified helmet shell



FULL DETAILS ONLINE



NEW
RED
2866418

509 KINGPIN **FOR POLARIS**

PREMIUM MATERIALS, ATTRACTIVE PRICE

FEATURES

- Built for off-road, the oversized cylindrical lens delivers optimal peripheral vision
- Metal tear-off posts provide strength and durability
- Quick-change technology allows you to run the best lens tint for conditions



FULL DETAILS ONLINE



NEW
RADIANT TEAL
2866423

509 MX6 **FOR POLARIS**

SUPER WIDE FIELD OF VIEW, ENGINEERED FOR DIRT

FEATURES

- PC outer lens with anti-scratch coating, and internal anti-fog coating
- Outriggers with latch system for quick lens change
- 45mm strap with silicone to hold strap in place



FULL DETAILS ONLINE

SEE OUR FULL LINE OF HOME & COLLECTIBLES ONLINE



PADDOCK UMBRELLA
2800625



POLARIS KEY RACK
30.5 cm x 20 cm | 2864718



CAMPFIRE MUG
2802505

APPAREL

RANGER APPAREL & MERCHANDISE

RANGER COLLECTION

CASUALWEAR & HATS

HELMETS & GOGGLES

RACING COLLECTION

RACING COLLECTION



NEW RZR HELMET

- RZR Racing Replica Colors
- Injection-moulded thermoplastic shell
- Removable and washable lining
- Adjustable micrometric buckle

S-2XL | 2802501

ECE 22.06

- Weight: 1,100g (+/- 50g)
- Certified: ECE 22.06



HELMET

ECE 22.06

- Polycarbonate shell
- Removable & washable lining
- Double lens system with integrated sun visor
- Quick release micrometric adjustment system

Black Matte | XS-2XL | 2802408
Dark Gray Matte | XS-2XL | 2802312

- Weight: 1450 g (+/- 50 g)
- 1 shell and 2 EPS: XS-M, L-XXL
- ECE 22-06 approved



BOOTS

- Waterproof and breathable lining
- Full-grain oil treated leather upper
- Specific ATV double density compound rubber sole
- Adjustable Velcro® closure
- Replaceable/adjustable plastic buckles
- Anti-bacterial replaceable footbed
- CE-approved motorcycle boots EN 13634:2017

Black | EU39 - 47 | 2802313
Brown | EU39 - 47 | 2802314



SPORT JACKET

- Light and water repellent jacket
- Ideal for ATV and SxS ride in wet weather
- 2 zipped pockets on the outside and 2 inside pockets
- Laser cut under the arms for better ventilation

Black | XS-4XL | 2802409



SPORT PANTS

- Light and water repellent pant
- Ideal for ATV and SxS in wet weather
- Ergonomic cut and stretch to gain comfort
- 1 zipped pocket
- Belt adjustment with micrometric buckle

Black | XS-4XL | 2802410



SAFETY GLOVES TOUCH



- CE-approved motorcycle glove EN 13594:2015
- Touch screen compatible
- Silicon print on fingers to improve grip
- Neoprene cuff with Velcro® tightening
- Reinforcements patches for safety and comfort

Khaki | XS-7, 3XL-13 | 2802309
Black | XS-7, 3XL-13 | 2802103



NEO GLOVES



- CE-approved motorcycle glove EN 13594:2015
- 100% synthetic neoprene glove
- Touch screen compatible
- Knuckle protected
- Reinforcements patches for safety and comfort

Black | XS-7, 3XL-13 | 2802310



SF TECH GLOVES TOUCH



- CE-approved motorcycle glove EN 13594:2015
- Touch screen compatible
- Knuckle-protected
- Silicon print on fingers to improve grip
- Neoprene cuff with Velcro® tightening
- Reinforcements patches for safety and comfort

Khaki | XS-7, 3XL-13 | 2802308
Black | XS-7, 3XL-13 | 2802102



TECHNICAL SHIRT

- 100% polyester
- Indelible sublimated graphics
- Hemmed edging
- Lycra cuffs and collar

Men's | Black | S-3XL | 2802404
 Women's | White | S-2XL | 2802405



HYBRID HOODIE

- Sporty sweatshirt with padded front
- 80g quilted front
- Hood and sleeves in interlock knit

Black | S-3XL | 2800325
NW Navy | S-3XL | 2802504



PACKABLE PUFFER JACKET

- Lightweight packable padded down jacket
- Suitable for mid-season or as a mid-layer
- Packable in a practical pouch provided
- Can be easily stored in your vehicle
- Main material 100% polyamide
- Insulation 100% polyester

Dark Blue | S-3XL | 2800125



WATERPROOF JACKET

- 100% polyester 2,5 Layer stretch fabrics
- PU membrane waterproof and breathable 3000 mm / 3000 gr
- All seams taped and WR main zipper
- Adjustable hood
- Ventilation system on back to improve ventilation

Black | S-3XL | 2802403



PUFFY JACKET 2.0

- Top body and shoulder polyester woven 3000 mm/3000 gr + welded quilting
- Lower body nylon 380T downproof
- 80gr padding
- Inner elastic bottom tightening
- Two external pockets with easy-grab puller

Black | S-3XL | 2800725



PADDOCK RAINCOAT

- Waterproof rain coat made of polyester fabrics with PVC coating on outside
- All seam are high frequency welded
- Raglan sleeve shape
- Two front patch pocket with flaps
- Front opening with snaps

Black | M/L, XL/XXL | 2800425



BODYWARMER

- Upper body and side panels in softshell waterproof and breathable 3000 mm/3000 g
- Lower body nylon downproof
- Padding 80 g
- Two external pockets with easy-grab puller

Khaki | S-3XL | 2802304
 Black | S-3XL | 2802101



RACING SOFTSHELL

- Softshell waterproof and breathable 3000 mm/3000 g
- Removable hood
- Four external pockets with easy-grab puller

Women's | Black | S-XL | 2802402
 Men's | Khaki | S-3XL | 2802305
 Men's | Black | S-3XL | 2802003



HYBRID JACKET

- Sleeves in softshell waterproof and breathable 3000 mm/3000 g
- Body nylon downproof
- Padding 80 g
- Three external pockets with easy-grab puller

Khaki | S-3XL | 2802401
 Black | S-3XL | 2802004

WHEN YOU'RE TRUSTED BY MILLIONS, YOU GET TO WORK.



POLARIS
SPORTSMAN

ATVs for trail and adventure riders, hunters, ranchers and anyone who wants to explore the outdoors.



POLARIS
RZR

The #1 sport side-by-side lineup, with the most complete lineup for whatever terrain you ride. From tight mountain trails, to deep in the backwoods, to steep dunes.



POLARIS
RANGER

The most capable UTVs, purpose-built to be the hardest working and the smoothest riding.



THEY SAY IT TAKES 10,000 HOURS TO MASTER SOMETHING.
WE'VE BEEN BUILDING FOR OVER 70 YEARS.

WE RELENTLESSLY TEST OUR VEHICLES TO BETTER THE RIDE,
SO YOU CAN DO WHAT YOU WERE PUT HERE FOR.



POLARIS
***X*PEDITION**

Elevated performance and
all-season comfort to go
beyond the trailhead.



POLARIS
***G*ENERAL**

The #1 crossover brand. Versatility,
comfort and capability to hit the
trails or knock out tasks.



**LIVE LIFE
OFF ROAD.**



Availability varies by market, check your local dealer for availability. Image taken on private land. The use of vehicles in similar environments in your jurisdiction may be prohibited per locally applicable laws and regulations. Campfire in similar environments in your jurisdiction may be prohibited per locally applicable laws and regulations. Keep your campfire safe, and make sure you can control it at all times. Know your locally applicable laws and regulations. Crossing water in similar environments may be prohibited in your jurisdiction.

Warning: Polaris Off-road vehicles can be hazardous to operate and are not designed for on-road use. Driver must be at least 16 years old with a valid driver's license to operate. All riders should always wear helmets, eye protection and footwear. Read, understand and follow your owner's manual. Ride within the limits of your own abilities and never engage in stunt or exhibition driving. Never ride under the influence of drugs or alcohol. All riders should take a safety training course.

Unless noted, all trademarks are the property of Polaris Industries Inc. 509® is a registered trademark of Teton Outfitters, LLC. Apple® and App Store® are registered trademarks of Apple Inc. Bluetooth® is a registered trademark of Bluetooth Sig, Inc. Caliber® is a trademark of Caliber, Inc. Cardo® is a registered trademark of Cardo Systems, Inc. Carhart® is a registered trademark of Carhart, Inc. CruzTools® is a registered trademark of CYCOACTIVE, INC. Facebook™ is a service trademark of META PLATFORMS, INC. Fidlock® is a registered trademark of Fidlock GmbH. FOX® is a registered trademark of Fox Factory Inc. Google Play™ is a service trademark of Google LLC. YouTube® is a registered trademark of Google LLC. Homelink® is a registered trademark of Genex Corporation. Instagram™ is a service trademark of Instagram, LLC. JBL® is a registered trademark of HARMAN INTERNATIONAL INDUSTRIES, INCORPORATED. MORFLEX® is a registered trademark of FNA Group, Inc. NOCO Genius® is a registered trademark of The Noco Company. RHINO-RACK® and Zwillfoc® are registered trademarks of Rhino Rack Australia Pty Limited. Rigid® is a trademark of JST Performance, LLC d/b/a Rigid Industries LLC. Seatsaver® is a registered trademark of Prince Lionheart, Inc. SMART BOARD® is a registered trademark of SMART TECHNOLOGIES ULC UNLIMITED LIABILITY CORPORATION CANADA. Tiger Drylac® is a registered trademark of Tiger Coatings GMBH & CO. KG. X® is a service trademark of X CORP. Wallbox W™ is a service trademark of Wall Box Chargers, s.l. Prices, Fitment and Availability are subject to change at any moment. Copyright © 2026 Polaris Industries Inc. All rights reserved.

THE AMERICAN POWERSPORTS CO.

The Polaris story begins with a relentless drive to explore what's outside, to test our potential.

It all began here in America—over 70 years ago—in a small factory in Roseau, Minnesota. There, our founders forged a company built on American values, grit and ingenuity.

That factory is not so small anymore and still operates to this day, and in 2014, a new era began as our European factory assembled its first vehicles in Opole, Poland. This expansion channelled our American legacy to the heart of Europe. Our factories build the best powersports machines that America has to offer, working alongside our design, development, and testing departments as we strive to create vehicles that move you.

Today, we continue to design, engineer, and test our industry-leading vehicles across the world on dirt, sand, snow and soil with owners like you in mind.



POLARIS GLOBAL HEADQUARTERS
MEDINA, MINNESOTA, USA



CONNECT ONLINE
SEARCH "POLARISORV"

LEARN MORE
ABOUT THE POLARIS STORY



POLARIS

Think Outside

MY26 RANGER APP ACC EMEA